



CITY OF SOLANA BEACH

SOLANA BEACH CITY COUNCIL, SUCCESSOR AGENCY TO THE REDEVELOPMENT
AGENCY, PUBLIC FINANCING AUTHORITY, AND HOUSING AUTHORITY

AGENDA

Joint REGULAR Meeting

Wednesday, September 22, 2021 * 6:00 p.m.

Teleconference Location Only-City Hall/Council Chambers, 635 S. Highway 101, Solana Beach, California
This meeting will be conducted in accordance with Governor Newsom's Executive Order N-29-20 related to the COVID-19 virus.

MEETING LOCATION WILL NOT BE OPEN TO THE PUBLIC

Due to the Executive Order to stay home, in person participation at City Council meetings will not be allowed at this time. In accordance with the Executive Order to stay home, there will be no members of the public in attendance at Council Meetings. Alternatives to in-person attendance for viewing and participating in City Council meetings are being provided under provided below.

AGENDA MATERIALS

A full City Council agenda packet including relative supporting documentation is posted online www.cityofsolanabeach.org Closed Session Agendas are posted at least 72 hours prior to regular meetings and at least 24 hours prior to special meetings.

WATCH THE MEETING

- Live web-streaming: Meetings web-stream live on the City's website on the City's [Public Meetings](#) webpage. Find the large Live Meeting button.
- Live Broadcast on Local Govt. Channel: Meetings are broadcast live on Cox Communications - Channel 19 / Spectrum (Time Warner)-Channel 24 / AT&T U-verse Channel 99.
- Archived videos online: The video taping of meetings are maintained as a permanent record and contain a detailed account of the proceedings. Council meeting tapings are archived and available for viewing on the City's [Public Meetings](#) webpage.

PUBLIC COMMENTS

- Written correspondence (supplemental items) regarding an agenda item at an open session meeting should be submitted to the City Clerk's Office at clerkoffice@cosb.org with a) Subject line to include the meeting date b) Include the Agenda Item # as listed on the Agenda.
- Correspondence received after the official posting of the agenda, but before 3:00 p.m. (or 3 hrs. prior to the meeting start time) on the meeting day, will be distributed to Council and made available online along with the agenda posting. All submittals received before the start of the meeting will be made part of the record.
- Written submittals will be added to the record and not read out loud.
- The designated location for viewing supplemental documents is on the City's website www.cityofsolanabeach.org on the posted Agenda under the relative Agenda Item.

OR

Verbal comment participation: If you wish to provide a live verbal comment during the meeting, attend the virtual meeting via your computer or call in.

Before Meeting

- Sign up (register) to speak at the virtual meeting for the Zoom webinar as early as possible and at least 3 hours prior to the start of the meeting so that Staff can manage the speaker list.
 - Public Participation Link: https://cosb-org.zoom.us/webinar/register/WN_baMawh76Rp2WbzLyaZFbHAFollow the prompts to enter your name and email address and identify the item you are speaking on.
- Join the meeting by locating your confirmation email, that was sent immediately following registration, which will provide your log-in link.
- Join/Log-In to the meeting at least 15 minutes prior to the start time so that the City Clerk can verify you are ready to speak before the meeting begins.
- If your computer does not have a mic to speak or you have sound issues, you can use the call-in audio information (Zoom ID, Participant ID) from a landline or cell phone to join the meeting for the audio accessibility.
- If you call in as well for better audio, mute your computer's speakers to eliminate feedback so that you do not have two audios competing when you are speaking.

During Meeting:

- Choose Gallery View to see the presentations, when applicable.

- o Participants will be called upon from those who have Registered and their name is identified by the City Clerk calling from the registration list. You will be called on by name and unmuted by the meeting organizer and then you may provide comments for the allotted time. Allotted speaker times are listed under each [Agenda](#) section.

SPECIAL ASSISTANCE NEEDED - AMERICAN DISABILITIES ACT TITLE 2

In compliance with the Americans with Disabilities Act of 1990, persons with a disability may request an agenda in appropriate alternative formats as required by Section 202. Any person with a disability who requires a modification or accommodation in order to participate in a meeting should direct such request to the City Clerk’s office (858) 720-2400 clerkoffice@cosb.org at least 72 hours prior to the meeting.

CITY COUNCILMEMBERS			
Lesa Heebner, Mayor			
Kristi Becker Deputy Mayor	Kelly Harless Councilmember	David A. Zito Councilmember District 1	Jewel Edson Councilmember District 3

Gregory Wade
City Manager

Johanna Canlas
City Attorney

Angela Ivey
City Clerk

SPEAKERS:

See Public Participation on the first page of the Agenda for publication participation options.

READING OF ORDINANCES AND RESOLUTIONS:

Pursuant to [Solana Beach Municipal Code](#) Section 2.04.460, at the time of introduction or adoption of an ordinance or adoption of a resolution, the same shall not be read in full unless after the reading of the title, further reading is requested by a member of the Council. If any Councilmember so requests, the ordinance or resolution shall be read in full. In the absence of such a request, this section shall constitute a waiver by the council of such reading.

CALL TO ORDER AND ROLL CALL:

CLOSED SESSION REPORT:

FLAG SALUTE:

PROCLAMATIONS/CERTIFICATES: *Ceremonial*

None at the posting of this agenda

PRESENTATIONS: *Ceremonial items that do not contain in-depth discussion and no action/direction.*

None at the posting of this agenda

APPROVAL OF AGENDA:

ORAL COMMUNICATIONS:

Note to Public: Refer to [Public Participation](#) for information on how to submit public comment.

This portion of the agenda provides an opportunity for members of the public to address the City Council on items relating to City business and not appearing on today’s agenda by having submitted written comments for the record to be filed with the record or by registering to join the virtual meeting online to speak live, per the Public Participation instructions on the Agenda.

Comments relating to items on this evening’s agenda are taken at the time the items are heard. Pursuant to the Brown Act, no action shall be taken by the City Council on public comment items.

Council may refer items to the City Manager for placement on a future agenda. The maximum time allotted for each speaker is THREE MINUTES (SBMC 2.04.190).

COUNCIL COMMUNITY ANNOUNCEMENTS / COMMENTARY:

An opportunity for City Council to make brief announcements or report on their activities. These items are not agendized for official City business with no action or substantive discussion.

A. CONSENT CALENDAR: (Action Items) (A.1. - A.7.)

Note to Public: Refer to [Public Participation](#) for information on how to submit public comment.

Items listed on the Consent Calendar are to be acted in a single action of the City Council unless pulled for discussion.

Any member of the public may address the City Council on an item of concern by submitting written correspondence for the record to be filed with the record or by registering to join the virtual meeting online to speak live, per the Public Participation instructions on the Agenda. The maximum time allotted for each speaker is THREE MINUTES (SBMC 2.04.190).

Those items removed from the Consent Calendar by a member of the Council will be trailed to the end of the agenda, while Consent Calendar items removed by the public will be discussed immediately after approval of the Consent Calendar.

A.1. Surf Monitoring Program Cameras. (File 0190-60)

Recommendation: That the City Council

1. Adopt **Resolution 2021-115:**

- a. Authorizing the City Manager to execute a Professional Services Agreement with Siemens, in an amount not to exceed a total amount of \$49,000 (including four optional one-year contract extensions at the City Manager’s discretion) for the purchase, installation, and cloud-based video storage of closed-circuit cameras.
- b. Appropriating \$28,527 in the Sand Replenishment TOT fund to the Professional Services expenditure account in FY 2021/22.
- c. Appropriating \$4,671 in the Sand Replenishment TOT fund to the Professional Services expenditure account in FY 2022/23.
- d. Authorizing the City Treasurer to amend the FY 2021/22 and FY 2022/23 Adopted Budget accordingly.
- e. Authorizing the City Manager or designee to request Work-In-Kind credit from the USACE under the PED cost share agreement for the full cost of this effort.

Item A.1. Report (click here)

Posted Reports & Supplemental Docs contain records up to the cut off time, prior to the start of the meeting, for processing new submittals. The final official record containing handouts, PowerPoints, etc. can be obtained through a Records Request to the City Clerk’s Office.

A.2. Register Of Demands. (File 0300-30)

Recommendation: That the City Council

- 1. Ratify the list of demands for August 21, 2021 – September 03, 2021.

Item A.2. Report (click here)

Posted Reports & Supplemental Docs contain records up to the cut off time, prior to the start of the meeting, for processing new submittals. The final official record containing handouts, PowerPoints, etc. can be obtained through a Records Request to the City Clerk’s Office.

A.3. General Fund Adopted Budget for Fiscal Year 2021/22 Changes. (File 0330-30)

Recommendation: That the City Council

1. Receive the report listing changes made to the Fiscal Year 2021-2022 General Fund Adopted Budget.

Item A.3. Report (click here)

Posted Reports & Supplemental Docs contain records up to the cut off time, prior to the start of the meeting, for processing new submittals. The final official record containing handouts, PowerPoints, etc. can be obtained through a Records Request to the City Clerk's Office.

A.4. Destruction of Obsolete Records. (File 0170-50)

Recommendation: That the City Council

1. Adopt **Resolution 2021-113** authorizing the destruction of officially obsolete records.

Item A.4. Report (click here)

Posted Reports & Supplemental Docs contain records up to the cut off time, prior to the start of the meeting, for processing new submittals. The final official record containing handouts, PowerPoints, etc. can be obtained through a Records Request to the City Clerk's Office.

A.5. High Speed Internet Communication Services. (File 1000-50)

Recommendation: That the City Council

1. Adopt **Resolution 2021-111**:
 - a. Authorizing the City Manager to execute an amendment to the Professional Services Agreement with Ting Fiber, Inc., in an amount not to exceed \$30,000 for additional internet services at the Tide Beach Park and Del Mar Shores satellite lifeguard stations.
 - b. Appropriating \$18,800 in the Sand Replenishment TOT fund to the Professional Services expenditure account in FY 2021/22.
 - c. Appropriating \$10,800 in the Sand Replenishment TOT fund to the Professional Services expenditure account in FY 2022/23.
 - d. Authorizing the City Treasurer to amend the FY 2021/22 and FY 2022/23 Adopted Budget accordingly.

Item A.5. Report (click here)

Posted Reports & Supplemental Docs contain records up to the cut off time, prior to the start of the meeting, for processing new submittals. The final official record containing handouts, PowerPoints, etc. can be obtained through a Records Request to the City Clerk's Office.

A.6. Solana Energy Alliance (SEA) Power Content Label and Attestation. (File 1010-45)

Recommendation: That the City Council

1. Adopt **Resolution 2021-114** attesting to the veracity of information provided in Solana Energy Alliance's 2020 SEA Choice Power Content Label; SEA Green Power Content Label and SEA's Power Source Disclosure Report based on Staff and consultant input and review.

Item A.6. Report (click here)

Posted Reports & Supplemental Docs contain records up to the cut off time, prior to the start of the meeting, for processing new submittals. The final official record containing handouts, PowerPoints, etc. can be obtained through a Records Request to the City Clerk's Office.

A.7. Other Postemployment Benefits (OPEB) Actuarial Valuations Services. (File 0350-55)

Recommendation: That the City Council

1. Adopt **Resolution 2021-112** authorizing the City Manager to approve a Professional Services Agreement with Bartel Associates for a three-year term to provide actuarial valuation services for Fiscal Year 2020/21 through Fiscal Year 2022/23 for an amount not to exceed \$28,000.

Item A.7. Report (click here)

Posted Reports & Supplemental Docs contain records up to the cut off time, prior to the start of the meeting, for processing new submittals. The final official record containing handouts, PowerPoints, etc. can be obtained through a Records Request to the City Clerk's Office.

B. PUBLIC HEARINGS: (B.1.)

Note to Public: Refer to [Public Participation](#) for information on how to submit public comment.

Any member of the public may address the City Council on an item of concern by submitting written correspondence for the record to be filed with the record or by registering to join the virtual meeting online to speak live, per the Public Participation instructions on the Agenda. The maximum time allotted for each speaker is THREE MINUTES (SBMC 2.04.190).

An applicant or designee(s) for a private development/business project, for which the public hearing is being held, is allotted a total of fifteen minutes to speak, as per SBMC 2.04.210. A portion of the fifteen minutes may be saved to respond to those who speak in opposition. All other speakers have three minutes each.

After considering all of the evidence, including written materials and oral testimony, the City Council must make a decision supported by findings and the findings must be supported by substantial evidence in the record.

B.1. Introduction (1st Reading) Ordinance 518 – Regarding Solar Energy, Building Decarbonization and Electric Vehicle Infrastructure Requirements. (File 0180-55)

Recommendation: That the City Council

1. Introduce **Ordinance 518** amending Title 15 of the Solana Beach Municipal Code to adopt amendments to the 2019 California Building Code and California Green Building Code to implement Solar Energy, Building Decarbonization and Electric Vehicle Infrastructure requirements for new construction.

Item B.1. Report (click here)

Posted Reports & Supplemental Docs contain records up to the cut off time, prior to the start of the meeting, for processing new submittals. The final official record containing handouts, PowerPoints, etc. can be obtained through a Records Request to the City Clerk's Office.

C. STAFF REPORTS: (C.1. – C.3.)

Note to Public: Refer to [Public Participation](#) for information on how to submit public comment.

Any member of the public may address the City Council on an item of concern by submitting written correspondence for the record to be filed with the record or by registering to join the virtual meeting online to speak live, per the Public Participation instructions on the Agenda. The maximum time allotted for each speaker is THREE MINUTES (SBMC 2.04.190).

C.1. Quarterly PARS Investment Report (File 0350-44)

Recommendation: That the City Council

1. Accept and file PARS Investment Report for the quarter and year ended June 30, 2021.

Item C.1. Report (click here)

Posted Reports & Supplemental Docs contain records up to the cut off time, prior to the start of the meeting, for processing new submittals. The final official record containing handouts, PowerPoints, etc. can be obtained through a Records Request to the City Clerk's Office.

C.2. Supplemental CARES Act Community Development Block Grant Coronavirus (CDBG-CV) Funding for Community Resource Center’s Food and Nutrition Program.
(File 0390-32)

Recommendation: That the City Council

1. Discuss and provide direction to Staff regarding the potential use of available CDBG-CV funding for the proposed Food and Nutrition Center administered by the Community Resource Center.

Item C.2. Report (click here)

Posted Reports & Supplemental Docs contain records up to the cut off time, prior to the start of the meeting, for processing new submittals. The final official record containing handouts, PowerPoints, etc. can be obtained through a Records Request to the City Clerk’s Office.

C.3. Adopt (2nd Reading) Ordinance 515 – Regarding Official Bonds, Insurance, and Policy Limit. (File 0180-55)

Recommendation: That the City Council

1. Adopt **Ordinance 515** (2nd Reading) amending Section 2.08.040 of the Solana Beach Municipal Code.

Item C.3. Report (click here)

Posted Reports & Supplemental Docs contain records up to the cut off time, prior to the start of the meeting, for processing new submittals. The final official record containing handouts, PowerPoints, etc. can be obtained through a Records Request to the City Clerk’s Office.

WORK PLAN COMMENTS:

Adopted June 23, 2021

COMPENSATION & REIMBURSEMENT DISCLOSURE:

GC: Article 2.3. Compensation: 53232.3. (a) Reimbursable expenses shall include, but not be limited to, meals, lodging, and travel. 53232.3 (d) Members of a legislative body shall provide brief reports on meetings attended at the expense of the local agency “City” at the next regular meeting of the legislative body.

COUNCIL COMMITTEE REPORTS: [Council Committees](#)

REGIONAL COMMITTEES: (outside agencies, appointed by this Council)

- a. City Selection Committee (meets twice a year) Primary-Heebner, Alternate-Edson
- b. Clean Energy Alliance (CEA) JPA: Primary-Becker, Alternate-Zito
- c. County Service Area 17: Primary- Harless, Alternate-Edson
- d. Escondido Creek Watershed Authority: Becker /Staff (no alternate).
- e. League of Ca. Cities’ San Diego County Executive Committee: Primary-Becker, Alternate-Harless. Subcommittees determined by its members.
- f. League of Ca. Cities’ Local Legislative Committee: Primary-Harless, Alternate-Becker
- g. League of Ca. Cities’ Coastal Cities Issues Group (CCIG): Primary-Becker, Alternate-Harless
- h. North County Dispatch JPA: Primary-Harless, Alternate-Becker
- i. North County Transit District: Primary-Edson, Alternate-Harless
- j. Regional Solid Waste Association (RSWA): Primary-Harless, Alternate-Zito
- k. SANDAG: Primary-Heebner, 1st Alternate-Zito, 2nd Alternate-Edson. Subcommittees determined by its members.
- l. SANDAG Shoreline Preservation Committee: Primary-Becker, Alternate-Zito
- m. San Dieguito River Valley JPA: Primary-Harless, Alternate-Becker
- n. San Elijo JPA: Primary-Zito, Primary-Becker, Alternate-City Manager
- o. 22nd Agricultural District Association Community Relations Committee: Primary-Edson, Primary-Heebner

STANDING COMMITTEES: (All Primary Members) (Permanent Committees)

- a. Business Liaison Committee – Zito, Edson.
- b. Fire Dept. Management Governance & Organizational Evaluation – Harless, Edson
- c. Highway 101 / Cedros Ave. Development Committee – Edson, Heebner
- d. Parks and Recreation Committee – Zito, Harless
- e. Public Arts Committee – Edson, Heebner
- f. School Relations Committee – Becker, Harless
- g. Solana Beach-Del Mar Relations Committee – Heebner, Edson

CITIZEN COMMISSION(S)

- a. Climate Action Commission: Primary-Zito, Alternate-Becker

ADJOURN:

Next Regularly Scheduled Meeting is October 13, 2021

Always refer the City’s website Event Calendar for Special Meetings or an updated schedule.

Or Contact City Hall 858-720-2400

www.cityofsolanabeach.org

AFFIDAVIT OF POSTING

STATE OF CALIFORNIA }
 COUNTY OF SAN DIEGO } §
 CITY OF SOLANA BEACH }

I, Angela Ivey, City Clerk of the City of Solana Beach, do hereby certify that this Agenda for the September 22, 2021 Council Meeting was called by City Council, Successor Agency to the Redevelopment Agency, Public Financing Authority, and the Housing Authority of the City of Solana Beach, California, was provided and posted on September 15, 2021 at 5:50 p.m. on the City Bulletin Board at the entrance to the City Council Chambers. Said meeting is held at 6:00 p.m., September 22, 2021, in the Council Chambers, at City Hall, 635 S. Highway 101, Solana Beach, California.

Angela Ivey, City Clerk * City of Solana Beach, CA

CITIZEN CITY COMMISSION AND COMMITTEE MEETINGS:

Regularly Scheduled, or Special Meetings that have been announced, are posted on each Citizen Commission’s Agenda webpage. See the [Citizen Commission’s Agenda webpages](#) or the City’s Events Calendar for updates.

- **Budget & Finance Commission**
- **Climate Action Commission**
- **Parks & Recreation Commission**
- **Public Arts Commission**
- **View Assessment Commission**



STAFF REPORT

CITY OF SOLANA BEACH

TO: Honorable Mayor and City Councilmembers
FROM: Gregory Wade, City Manager
MEETING DATE: September 22, 2021
ORIGINATING DEPT: City Manager Department
SUBJECT: **Council Consideration of Resolution 2021-115 Authorizing the City Manager to Enter into a Professional Service Agreement with Siemens Industry for the Purchase, Installation and Cloud-Based Video Storage of Closed-Circuit Cameras**

BACKGROUND:

On September 9, 2020, the City entered into a Preconstruction Engineering Design (PED) Design Agreement (DA) with the U.S. Army Corps of Engineers (USACE) which included a Project Management Plan (PMP). The PMP outlines various Work In Kind (WIK) tasks in which the City will participate. One of the tasks that the City has been asked to take on is the procurement and installation of video camera systems to be used to establish baseline wave and surf conditions within the City prior to the placement of sand as part of the USACE Project.

This item is before the City Council for the consideration of Resolution 2021-115 (Attachment 1), which would authorize the City Manager to execute a Professional Service Agreement (PSA) with Siemens Industry for the purchase, installation, and cloud-based video storage of closed-circuit cameras.

DISCUSSION:

The purpose of the video cameras is to establish a one-year baseline of video recordings to support the required pre-construction monitoring of existing wave/surf conditions in the City in advance of the planned U.S. Army Corps of Engineers (USACE) Coastal Storm Damage Reduction Project. Wave and surf monitoring efforts are required to be initiated in October 2021.

To accomplish this task, City staff proposes to purchase and install closed circuit cameras (CCTV) at three pre-designated locations. These three locations are the

COUNCIL ACTION:

Marine Safety Headquarters at Fletcher Cove, the Tide Beach Park satellite lifeguard station at the top of the public beach staircase and the Del Mar Shores Beach satellite lifeguard station located at the midway of the public beach access way. The use of CCTV technology will allow the City to record existing wave and surf conditions in the City before the placement of sand. The cameras will also be used to objectively evaluate post-project wave and surf conditions for two years following the conclusion of the USACE project.

The City has reviewed multiple proposals for CCTV technology at these pre-designated locations. Selection criteria used in reviewing the proposed camera solutions included technical capabilities, vendor experience, project approach, and understanding of the project. The City received four unique proposals from three different organizations. Two of the proposals offered cloud-based data storage and camera control services and the other two proposed on-premise support for those services. The use of a secure cloud-based camera system for the City identifies key benefits to explore. This includes a reduced risk of data loss, less internal Staff hours to maintain the system, increased availability, flexibility, and scalability as needs grow. Additionally, supply-chain constraints have increased the lead-time for ordering on-premises hardware systems, increasing difficulty for the City to fulfill an efficient deadline. The solution proposed by Siemens Industry was identified as the most thorough for understanding the scope, including drawings, hardware specifications of the devices, along with emphasis on information security.

Staff is recommending that Council authorize the City Manager to enter into agreement with Siemens Industry in an amount not to exceed to \$29,000 for FY 2021/2022 and allow the City Manager in his discretion to execute future agreement extensions in an amount not to exceed \$5,000 per fiscal year for the next four fiscal years. As a Local Sponsor of the USACE project, the City will seek WIK credit from the USACE for the full cost of the camera procurement and installation effort to be credited toward the City's local cost share requirement for PED.

CEQA COMPLIANCE STATEMENT:

Not a Project as defined by CEQA.

FISCAL IMPACT:

Staff is recommending appropriating funds in the Sand Replenishment TOT capital fund. Appropriations need to be made to FY 2021/22 Adopted Budget for \$28,527 and to the FY 2022/23 Adopted Budget for \$4,671 for the cost of purchasing and installing of cameras, and cloud-based storage of videos captured. The breakdown is as follows:

Description	FY 2021/22 Costs	FY 2022/23 Costs	FY 2023/24 Costs
Initial Equipment and Installation cost of Project	\$23,992	N/A	N/A
Annual Cloud Storage Fee October 1- September 30	\$4,535	\$4,671	\$4,811
Total	\$28,527	\$4,671	\$4,811

As noted above, the City will seek WIK credit for these costs under the cost share agreement with the USACE. Payment for the services under this PSA would come from the City's Sand Replenishment TOT fund.

WORKPLAN:

N/A

OPTIONS:

- Approve Staff recommendation.
- Deny Staff recommendation.
- Provide alternate direction to Staff.

DEPARTMENT RECOMMENDATION:

Staff recommends that the City Council adopts Resolution 2021-115:

1. Authorizing the City Manager to execute a Professional Services Agreement with Siemens, in an amount not to exceed a total amount of \$49,000 (including four optional one-year contract extensions at the City Manager's discretion) for the purchase, installation, and cloud-based video storage of closed-circuit cameras.
2. Appropriating \$28,527 in the Sand Replenishment TOT fund to the Professional Services expenditure account in FY 2021/22.
3. Appropriating \$4,671 in the Sand Replenishment TOT fund to the Professional Services expenditure account in FY 2022/23.
4. Authorizing the City Treasurer to amend the FY 2021/22 and FY 2022/23 Adopted Budget accordingly.

5. Authorizing the City Manager or designee to request Work-In-Kind credit from the USACE under the PED cost share agreement for the full cost of this effort.

CITY MANAGER'S RECOMMENDATION:

Approve Department Recommendation.



Gregory Wade, City Manager

Attachments:

1. Resolution 2021-115

RESOLUTION 2021-115

A RESOLUTION OF THE CITY COUNCIL OF THE CITY OF SOLANA BEACH, CALIFORNIA, AUTHORIZING THE CITY MANAGER TO ENTER INTO A PROFESSIONAL SERVICES AGREEMENT WITH SIEMENS INDUSTRY FOR THE PURCHASE, INSTALLATION AND CLOUD-BASED VIDEO STORAGE OF CLOSED-CIRCUIT CAMERAS

WHEREAS, the City entered into a Preconstruction Engineering Design (PED) Design Agreement (DA) with the U.S. Army Corps of Engineers (USACE) which included a Project Management Plan (PMP) that outlines various Work In Kind (WIK) tasks in which the City will participate.; and

WHEREAS, one of the tasks that the City has been asked to take on is the procurement and installation of video camera systems to be used to establish baseline wave and surf conditions within the City prior to the placement of sand as part of the USACE Project; and

WHEREAS, the most feasible option for the City to accomplish this task is to purchase and install closed circuit cameras (CCTV) at three pre-designated locations: 1) Marine Safety Headquarters at Fletcher Cove, 2) the Tide Beach Park satellite lifeguard station and 3) the Del Mar Shores Beach satellite lifeguard station; and

WHEREAS, pursuant to Section 3.08.140 of the Solana Beach Municipal Code, because of their unique nature, it is in the best interest of the public, as allowed by state law, that contracts for professional services such as computer consultants or other professional or consultant services of a similar nature, or at the discretion of the purchasing officer, be selected on the basis of demonstrated competence and on the professional qualifications necessary for the satisfactory performance of the services required, negotiated between parties rather than on the basis of cost alone. Therefore, the city manager is not limited to awarding professional services contracts to the lowest responsible bidder, but rather on the basis of demonstrated competence and qualifications for the types of service to be performed at a fair and reasonable price; and

WHEREAS, the because of their unique nature, it is in the best interest of the public, as allowed by state law, that this contract be selected on the basis of demonstrated competence and on the professional qualifications necessary for the satisfactory performance of the services required and negotiated between parties rather than on the basis of cost alone; and

WHEREAS, the City has reviewed multiple proposals for CCTV at the pre-designated locations; and

WHEREAS, the proposal submitted by Siemens Industry was determined to be the most comprehensive based on the needs and projected growth of the City, demonstrated competence and the professional qualifications necessary for the satisfactory performance of the services required, and is to be performed at a fair and reasonable price.

NOW, THEREFORE, the City Council of the City of Solana Beach, California, does resolve as follows:

1. That the above recitations are true and incorporated herein.
2. That the City Council authorizes the City Manager to execute a Professional Services Agreement with Siemens Industry, in an amount not to exceed a total amount of \$49,000 (including four optional one-year contract extensions at the City Manager's discretion) for the purchase, installation and cloud-based video storage of close circuit cameras.
3. That the City Council appropriates \$28,527 in the Sand Replenishment TOT fund to the Professional Services expenditure account in FY 2021/22.
4. That the City Council appropriates \$4,671 in the Sand Replenishment TOT fund to the Professional Services expenditure account in FY 2022/23.
5. That the City Council authorizes the City Treasurer to amend the FY 2021/22 and FY 2022/23 Adopted Budget accordingly.

6. That the City Council authorizes the City Manager or designee to request Work-In-Kind credit from the USACE under the PED cost share agreement for the full cost of this effort.

PASSED AND ADOPTED this 22nd day of September, 2021, at a regularly scheduled meeting of the City Council of the City of Solana Beach, California by the following vote:

AYES: Councilmembers
NOES: Councilmembers
ABSTAIN: Councilmembers
ABSENT: Councilmembers

LESA HEEBNER, Mayor

APPROVED AS TO FORM:

ATTEST:

JOHANNA N. CANLAS, City Attorney

ANGELA IVEY, City Clerk



STAFF REPORT CITY OF SOLANA BEACH

TO: Honorable Mayor and City Councilmembers
FROM: Gregory Wade, City Manager
MEETING DATE: September 22, 2021
ORIGINATING DEPT: Finance
SUBJECT: Register of Demands

BACKGROUND:

Section 3.04.020 of the Solana Beach Municipal Code requires that the City Council ratify a register of demands which represents all financial demands made upon the City for the applicable period.

Register of Demands- 08/21/21 through 09/03/21

Check Register-Disbursement Fund (Attachment 1)	\$	572,176.44
Net Payroll	September 3, 2021	182,749.74
Federal & State Taxes	September 3, 2021	54,312.39

TOTAL	\$	<u>809,238.57</u>
-------	----	-------------------

DISCUSSION:

Staff certifies that the register of demands has been reviewed for accuracy, that funds are available to pay the above demands, and that the demands comply with the adopted budget.

CEQA COMPLIANCE STATEMENT:

Not a project as defined by CEQA.

FISCAL IMPACT:

The register of demands for August 21, 2021 through September 3, 2021 reflects total expenditures of \$809,238.57 from various City sources.

WORK PLAN:

N/A

CITY COUNCIL ACTION: _____ _____

OPTIONS:


- Ratify the register of demands.
- Do not ratify and provide direction.

DEPARTMENT RECOMMENDATION:

Staff recommends that the City Council ratify the above register of demands.

CITY MANAGER'S RECOMMENDATION:

Approve Department Recommendation.



Gregory Wade, City Manager

Attachments:

1. Check Register – Disbursement Fund



City of Solana Beach

Register of Demands

8/21/2021 - 9/3/2021

Department Vendor	Description	Check/EFT Number	Amount
100 - GENERAL FUND			
PREFERRED BENEFIT INS ADMIN INC.	DENTAL AUG 21	100330	\$2,847.00
PREFERRED BENEFIT INS ADMIN INC.	EE# TIMING AUG 21	100330	(\$19.40)
ICMA PLAN 302817	PLAN NUMBER: 302817	9000335	\$16,766.94
SOLANA BEACH FIREFIGHTERS ASSOC	FD DUES PD 09/03/21	9000338	\$813.50
US BANK	PRIME MEMBERSHIP	100337	\$128.22
US BANK	LCCC CONF-BECKER	100337	\$550.00
US BANK	LCCC CONF-G WADE	100337	\$550.00
LEGAL SHIELD CORP	PPD LEGAL-AUG 21	100323	\$38.85
AFLAC	AUGUST 21	100309	\$803.86
DEPARTMENT OF CONSERVATION	SIMP FEES-JAN-MAR 21	100349	\$946.80
ICMA RHS 801939	PLAN NUMBER: 801939	9000336	\$2,126.67
MEDICAL EYE SERVICES	VISION AUG 21	100325	\$465.29
MEDICAL EYE SERVICES	EE# COBRA AUG 21	100325	\$20.33
MEDICAL EYE SERVICES	EE# COBRA AUG 21	100325	\$11.29
MEDICAL EYE SERVICES	EE# COBRA AUG 21	100325	\$11.29
MEDICAL EYE SERVICES	EE# COBRA AUG 21	100325	\$11.29
MEDICAL EYE SERVICES	EE# TIMING AUG 21	100325	(\$11.30)
MEDICAL EYE SERVICES	EE# TIMING AUG 21	100325	\$5.64
ALL CITY MANAGEMENT SERVICES, INC	CROSSING GUARD SERVICES 04/04-04/17	100339	(\$2,490.80)
ALL CITY MANAGEMENT SERVICES, INC	CROSSING GUARD SERVICES 04/04-04/17	100339	\$2,490.80
ALL CITY MANAGEMENT SERVICES, INC	CROSSING GUARD SERVICES 04/18-05/01	100339	(\$4,903.46)
ALL CITY MANAGEMENT SERVICES, INC	CROSSING GUARD SERVICES 04/18-05/01	100339	\$4,903.46
ALL CITY MANAGEMENT SERVICES, INC	CROSSING GUARD SERVICES 05/02-05/15	100339	(\$4,748.09)
ALL CITY MANAGEMENT SERVICES, INC	CROSSING GUARD SERVICES 05/02-05/15	100339	\$4,748.09
ALL CITY MANAGEMENT SERVICES, INC	CROSSING GUARD SERVICES 05/16-05/29	100339	(\$4,903.76)
ALL CITY MANAGEMENT SERVICES, INC	CROSSING GUARD SERVICES 05/16-05/29	100339	\$4,903.76
ALL CITY MANAGEMENT SERVICES, INC	CROSSING GUARD SERVICES 05/30-06/12	100339	(\$4,358.90)
ALL CITY MANAGEMENT SERVICES, INC	CROSSING GUARD SERVICES 05/30-06/12	100339	\$4,358.90
LAND HOLDINGS, LLC	RFND-GRD20-0003/476 MARVIEW	100321	\$19,332.69
TOTAL GENERAL FUND			\$45,398.96
1005100 - CITY COUNCIL			
COUNTY OF SAN DIEGO_467	FY 21/22 LAFCO	100312	\$7,812.80
TOTAL CITY COUNCIL			\$7,812.80
1005150 - CITY CLERK			
ANGELA IVEY	RIEMB-RECORDS ORDERED SD CNTY RCDR	100341	\$2.00
ANGELA IVEY	RIEMB-CNTY CLERK OATH&BOND-NOTARY	100341	\$56.00

TOTAL CITY CLERK**\$58.00****1005200 - CITY MANAGER**

US BANK	LA TIMES SUB-JUN-SEPT	100337	\$51.87
US BANK	CONSTANT CONTACT-JUL	100337	\$55.00

TOTAL CITY MANAGER**\$106.87****1005250 - LEGAL SERVICES**

GOLDFARB & LIPMAN	21-100 PROF SVC-DEC 20	100317	\$383.50
BURKE WILLIAMS & SORENSEN	96-0001-PROF SVC	100344	\$3,605.00
BURKE WILLIAMS & SORENSEN	96-0002-PROF SVC	100344	\$52.50
BURKE WILLIAMS & SORENSEN	96-0006-PROF SVC	100344	\$1,505.00
BURKE WILLIAMS & SORENSEN	96-0014-PROF SVC	100344	\$1,012.00
BURKE WILLIAMS & SORENSEN	96-0019-PROF SVC	100344	\$210.00
BURKE WILLIAMS & SORENSEN	RETAIN-JUN	100344	\$5,500.00
BURKE WILLIAMS & SORENSEN	96-0020-PROF SVC	100344	\$192.50
BURKE WILLIAMS & SORENSEN	96-0031-PROF SVC	100344	\$402.50
BURKE WILLIAMS & SORENSEN	96-0033-PROF SVC	100344	\$1,172.50
BURKE WILLIAMS & SORENSEN	96-0037.001-PROF SVC	100344	\$87.50
BURKE WILLIAMS & SORENSEN	96-0038-PROF SVC	100344	\$4,445.00

TOTAL LEGAL SERVICES**\$18,568.00****1005300 - FINANCE**

STAPLES CONTRACT & COMMERCIAL	2865024721-PENS	100333	\$3.76
STAPLES CONTRACT & COMMERCIAL	2865072641-PENCIL SHARPENER	100333	\$3.33
STAPLES CONTRACT & COMMERCIAL	2865730281-LABELS	100333	\$44.17
STAPLES CONTRACT & COMMERCIAL	2876828851 - PURELL,SHEET PROTECTORS	100333	\$32.17
STAPLES CONTRACT & COMMERCIAL	INV#2898014081-TONER-FIN	100361	\$91.47
UT SAN DIEGO - NRTH COUNTY	NTC-FY22/FY23 BUDGET	100365	\$205.46
BUSINESS PRINTING COMPANY INC	WINDOW/NON-WINDOW ENVELOPES	100345	\$1,287.68
OFFICE DEPOT INC	AP LABELS	100328	\$96.94
OFFICE DEPOT INC	SCISSORS	100328	\$12.38
HDL COREN & CONE	CAFR SERVICE 2020-21	100318	\$695.00

TOTAL FINANCE**\$2,472.36****1005350 - SUPPORT SERVICES**

STAPLES CONTRACT & COMMERCIAL	2865072641-STAPLER/TRASHCANS	100333	\$36.72
STAPLES CONTRACT & COMMERCIAL	2868847111-STAPLER	100333	\$16.69
STAPLES CONTRACT & COMMERCIAL	2876828851 - DRYERASE BOARD	100333	\$47.49
STAPLES CONTRACT & COMMERCIAL	INV#2893504601-BTRRS/GLUE	100361	\$35.95
STAPLES CONTRACT & COMMERCIAL	INV#2893836501-MASKS/COVID-19	100361	\$172.31
STAPLES CONTRACT & COMMERCIAL	INV#2897137211-KLEENEX	100361	\$20.45
STAPLES CONTRACT & COMMERCIAL	INV#2897138381-MASKS/COVID-19	100361	\$21.53
STAPLES CONTRACT & COMMERCIAL	INV#2897303561-MASKS/COVID-19	100361	\$129.24
STAPLES CONTRACT & COMMERCIAL	INV#2900438041-PURELL SINGLES/WIPES/COVID-19	100361	\$88.84
STAPLES CONTRACT & COMMERCIAL	INV#2902668201-MASKS/COVID-19	100361	\$129.24
OFFICE DEPOT INC	FACE MASKS	100328	\$53.82
OFFICE DEPOT INC	POST ITS	100328	\$11.30
OFFICE DEPOT INC	SHARPIE/NOTE PADS/POST ITS	100328	\$62.07

			TOTAL SUPPORT SERVICES	\$825.65
1005400 - HUMAN RESOURCES				
AMERICAN SOCIETY OF CIVIL ENGINEERS	JOB POSTING	100340	\$50.00	
EMPLOYMENT DEVELOPMENT DEPARTMENT	SUI PE 06/30/21	100314	\$2,332.55	
MEDICAL EYE SERVICES	ROUNDING VISION AUG 21	100325	(\$0.21)	
DEPARTMENT OF JUSTICE	FINGERPRINT APPS-JULY	100350	\$96.00	
COASTAL LIVE SCAN AND INSURANCE SERVICES, IN	LIVESCAN-AUG	100347	\$50.00	
			TOTAL HUMAN RESOURCES	\$2,528.34
1005450 - INFORMATION SERVICES				
US BANK	10 WEBCAMS	100337	\$754.10	
US BANK	MEMORY UPGRADE-HR COMP	100337	\$196.09	
US BANK	MARKER	100337	\$12.92	
US BANK	LIGHT KIT	100337	\$17.23	
US BANK	3 - COMPUTER MOUSE	100337	\$80.79	
US BANK	PRINTER	100337	\$204.71	
US BANK	STORAGE CONTAINERS	100337	\$193.93	
US BANK	PRIME MEMBERSHIP-IT	100337	\$128.22	
US BANK	3 WEBCAMS	100337	\$355.53	
US BANK	HITMAN PRO - 1 SUB	100337	\$24.95	
US BANK	PO21-16/301097995	100337	\$53.50	
US BANK	POWER STRIP	100337	\$80.75	
US BANK	HOSTING DOMAINS-JUN	100337	\$9.95	
US BANK	HEADSET	100337	\$9.62	
US BANK	MALWAREBYTES	100337	\$1,731.75	
MANAGED SOLUTION	21-85 PROF SRV-JUN	100324	\$2,728.75	
			TOTAL INFORMATION SERVICES	\$6,582.79
1005550 - PLANNING				
DEL MAR BLUE PRINT COMPANY, INC.	LOT PLANS	100348	\$61.53	
			TOTAL PLANNING	\$61.53
1005560 - BUILDING SERVICES				
DEL MAR BLUE PRINT COMPANY, INC.	LOT BLUE PRINTS	100348	\$25.20	
			TOTAL BUILDING SERVICES	\$25.20
1005590 - PARKING ENFORCEMENT				
US BANK	ESCAPE SMOG CHECK	100337	\$59.95	
WEX FLEET UNIVERSAL	AUTO FUEL-07/08-08/07	100368	\$159.51	
			TOTAL PARKING ENFORCEMENT	\$219.46
1006120 - FIRE DEPARTMENT				
US BANK	CAR WASH/BRUSH	100337	\$56.14	
US BANK	JET-DRY	100337	\$12.62	
US BANK	CLNR/SCRUBBER/BAGS/SOAP	100337	\$253.05	
US BANK	BATTERIES	100337	\$285.39	
US BANK	F150 SMOG CHECK	100337	\$68.20	
US BANK	F150 SMOG CHECK	100337	(\$8.25)	
US BANK	TWLS/BAGS/CLNR/DTGNT	100337	\$318.60	
US BANK	EQUIP MAINT	100337	\$860.00	

WEX BANK	AUTO FUEL-JULY 21	100367	\$2,057.86
WEX BANK	AUTO FUEL-JULY 21	100367	(\$117.25)
WEX FLEET UNIVERSAL	AUTO FUEL-07/08-08/07	100368	\$283.65
ALLSTAR FIRE EQUIPMENT, INC	GLOVES/JCOAT/PATCHES-MONKEN	100310	\$2,421.14
LAWNMOWERS PLUS	CHAINSAW & PARTS	100322	\$2,464.67

TOTAL FIRE DEPARTMENT**\$8,955.82****1006130 - ANIMAL CONTROL**

HABITAT PROTECTION, INC	DEAD ANIMAL REMOVAL 08/05/21	100358	\$145.00
-------------------------	------------------------------	--------	----------

TOTAL ANIMAL CONTROL**\$145.00****1006170 - MARINE SAFETY**

US BANK	PEER SUPPORT TRAINING	100337	\$135.00
US BANK	PATCH SEWING UNIFORMS	100337	\$45.00
US BANK	LUNCH FOR EMR TRAINING	100337	\$75.36
US BANK	PAINTERS TAPE	100337	\$11.63
US BANK	MOTOR OIL	100337	\$43.09
US BANK	TONER-JG TRAILER	100337	\$117.45
US BANK	WIPER BLADES	100337	\$31.14
US BANK	FUEL	100337	\$93.99
US BANK	BINDERS/DIVIDERS/CLIPBOARDS	100337	\$61.35
US BANK	FUEL	100337	\$70.36
US BANK	FUEL	100337	\$26.67
US BANK	SPARK PLUGS-2491	100337	\$21.51
US BANK	PLUMBING SUPPLIES RPR	100337	\$5.32
US BANK	PLUMBING SUPPLIES RPR	100337	\$7.06
US BANK	2 TRAUMA BOXES	100337	\$175.07
US BANK	T9 MARINE LUBE	100337	\$43.57
US BANK	FUEL	100337	\$100.00
US BANK	FUEL	100337	\$47.49
US BANK	BARSTOOLS	100337	\$105.60
US BANK	SURF BOARD RACK	100337	\$33.94
US BANK	FUEL	100337	\$61.94
US BANK	SHOVEL AND TOTE	100337	\$21.31
US BANK	BOTTLED WATER	100337	\$7.79
US BANK	NOZZLE/TAPE/CABLE TIES	100337	\$335.04
US BANK	10 MEMO PAD PACKS	100337	\$66.20
US BANK	MOP HANDLE	100337	\$15.07
WEX FLEET UNIVERSAL	AUTO FUEL-07/08-08/07	100368	\$685.30

TOTAL MARINE SAFETY**\$2,443.25****1006510 - ENGINEERING**

ONE DAY SIGNS	FC PRINTS W/APPLICATION	100357	\$301.70
NORTH COUNTY TRANSIT DISTRICT	ANNUAL FEE -2/21-2/22	100356	\$299.49
VERIZON WIRELESS-SD	362455526-07/02-08/01	100366	\$18.62
BUSINESS PRINTING COMPANY INC	BUS CARD-BORROMEO	100345	\$103.18
WEX FLEET UNIVERSAL	AUTO FUEL-07/08-08/07	100368	\$185.10

TOTAL ENGINEERING**\$908.09**

1006520 - ENVIRONMENTAL SERVICES

US BANK	DOG WASTE BAGS	100337	\$1,489.04
UT SAN DIEGO - NRTH COUNTY	NTC-SOLID WASTE & RECYCLE RATE INCRS	100335	\$286.91
MIKHAIL OGAWA ENGINEERING	STRMWTR PRK MNGMT-JUL	100353	\$6,934.37
MIKHAIL OGAWA ENGINEERING	STRMWTR PRK MNGMT-JULY	100353	\$847.06
VERIZON WIRELESS-SD	362455526-07/02-08/01	100366	\$18.62
WEX FLEET UNIVERSAL	AUTO FUEL-07/08-08/07	100368	\$538.49
CLEAN EARTH ENVIROMENTAL SOLUTIONS	HHW-JULY	100346	\$1,795.56
TOTAL ENVIRONMENTAL SERVICES			\$11,910.05

1006530 - STREET MAINTENANCE

DIXIELINE LUMBER CO INC	CAULK GUN/CAULKING	100351	\$11.91
DIXIELINE LUMBER CO INC	LADDER/CAULKING	100351	\$99.74
DIXIELINE LUMBER CO INC	CONCRETE MIX	100351	\$8.04
SDG&E CO INC	UTILITIES-07/01-08/09	100359	\$554.23
SDG&E CO INC	UTLITIES-07/09-08/09	100359	\$829.88
NAPA AUTO PARTS INC	BATTERY	100354	\$170.70
NAPA AUTO PARTS INC	TRANSMISSION FLUID	100354	\$30.68
US BANK	PARKING LOT POST	100337	\$76.24
VERIZON WIRELESS-SD	362455526-07/02-08/01	100366	\$18.62
NISSHO OF CALIFORNIA	CITY-WIDE LNDSCP SVC-JULY	100355	\$1,827.01
WEX FLEET UNIVERSAL	AUTO FUEL-07/08-08/07	100368	\$488.01
TOTAL STREET MAINTENANCE			\$4,115.06

1006540 - TRAFFIC SAFETY

SDG&E CO INC	UTILITIES-07/01-08/09	100359	\$459.21
SDG&E CO INC	UTLITIES-07/09-08/09	100359	\$1,016.08
VERIZON WIRELESS-SD	362455526-07/02-08/01	100366	\$13.30
TRAFFIC SUPPLY, INC	SIGNS/POSTS/BRACKETS	100363	\$2,415.97
TRAFFIC SUPPLY, INC	PAINT/BASE/POST	100363	\$660.38
ALL CITY MANAGEMENT SERVICES, INC	CROSSING GUARD SERVICES 04/04-04/17	100339	\$1,341.20
ALL CITY MANAGEMENT SERVICES, INC	CROSSING GUARD SERVICES 04/04-04/17	100339	\$2,490.80
ALL CITY MANAGEMENT SERVICES, INC	CROSSING GUARD SERVICES 04/18-05/01	100339	\$2,640.49
ALL CITY MANAGEMENT SERVICES, INC	CROSSING GUARD SERVICES 04/18-05/01	100339	\$4,903.76
ALL CITY MANAGEMENT SERVICES, INC	CROSSING GUARD SERVICES 05/02-05/15	100339	\$2,556.66
ALL CITY MANAGEMENT SERVICES, INC	CROSSING GUARD SERVICES 05/02-05/15	100339	\$4,748.09
ALL CITY MANAGEMENT SERVICES, INC	CROSSING GUARD SERVICES 05/16-05/29	100339	\$2,640.49
ALL CITY MANAGEMENT SERVICES, INC	CROSSING GUARD SERVICES 05/16-05/29	100339	\$4,903.76
ALL CITY MANAGEMENT SERVICES, INC	CROSSING GUARD SERVICES 05/30-06/12	100339	\$2,347.10
ALL CITY MANAGEMENT SERVICES, INC	CROSSING GUARD SERVICES 05/30-06/12	100339	\$4,358.90
TOTAL TRAFFIC SAFETY			\$37,496.19

1006560 - PARK MAINTENANCE

ONE DAY SIGNS	SIGNS-MONARCH/LC	100357	\$140.08
US BANK	SHOWER HEAD	100337	\$220.74
VERIZON WIRELESS-SD	362455526-07/02-08/01	100366	\$26.60
JOSHUA BLEA	MILEAGE-08/15/21	100342	\$28.00
NISSHO OF CALIFORNIA	CITY-WIDE LNDSCP SVC-JULY	100355	\$13,162.52

ABEL PEREZ	MILEAGE-08/21/21	100338	\$7.84
WEX FLEET UNIVERSAL	AUTO FUEL-07/08-08/07	100368	\$100.97
TOTAL PARK MAINTENANCE			\$13,686.75
1006570 - PUBLIC FACILITIES			
DSR - DOOR SERVICE & REPAIR, INC	EXCESS INSURANCE ENDORSMENT	100352	\$160.00
DIXIELINE LUMBER CO INC	GLOVES/HOSE NOZZLE/HARDWARE	100351	\$60.67
DIXIELINE LUMBER CO INC	SHOWER SOCKET	100351	\$17.06
DIXIELINE LUMBER CO INC	GLOVES/ADHESIVE	100351	\$34.00
DIXIELINE LUMBER CO INC	HOSE/ZIP TIES	100351	\$49.44
DIXIELINE LUMBER CO INC	SEALANT/SCREWDRIVER/PLIERS	100351	\$66.40
SDG&E CO INC	UTILITIES-07/01-08/09	100359	\$2,807.36
SDG&E CO INC	UTLITIES-07/09-08/09	100359	\$6,757.46
NISSHO OF CALIFORNIA	CITY-WIDE LNDSCP SVC-JULY	100355	\$2,848.75
SUNBELT RENTALS, INC.	AIR SCRUBBER-CH	100362	\$315.70
STANDARD PLUMBING SUPPLY COMPANY	URINAL FLUSH VALVE	100360	\$118.53
WEX FLEET UNIVERSAL	AUTO FUEL-07/08-08/07	100368	\$168.27
TOTAL PUBLIC FACILITIES			\$13,403.64
1007100 - COMMUNITY SERVICES			
US BANK	GALLERY LIGHTS	100337	\$155.08
US BANK	GALLERY LIGHTS	100337	\$951.21
TOTAL COMMUNITY SERVICES			\$1,106.29
1007110 - GF-RECREATION			
US BANK	BUTTERFLY DECORATIONS	100337	\$24.73
US BANK	DAKOTA SMOG CHECK	100337	\$59.95
WEX FLEET UNIVERSAL	AUTO FUEL-07/08-08/07	100368	\$78.25
TOTAL GF-RECREATION			\$162.93
1205460 - SELF INSURANCE RETENTION			
SECTRAN SECURITY INC	COURIER SERVICE-AUG	100332	\$113.37
SECTRAN SECURITY INC	COURIER FUEL-AUG	100332	\$20.35
NISSHO OF CALIFORNIA	CR22.709 BROKEN RISERS	100326	\$181.08
GEORGE HILLS COMPANY, INC.	CLM.1904 PROF SVC-JUN	100316	\$54.00
GEORGE HILLS COMPANY, INC.	CLM.GENR PROF SVC-JUN	100316	\$18.00
BURKE WILLIAMS & SORENSEN	96-0007-PROF SVC	100344	\$122.50
BURKE WILLIAMS & SORENSEN	96-0030-PROF SVC	100344	\$665.00
TOTAL SELF INSURANCE RETENTION			\$1,174.30
135 - EQUIPMENT REPLACEMENT			
US BANK	MALWAREBYTES	100337	(\$1,731.75)
TOTAL EQUIPMENT REPLACEMENT			(\$1,731.75)
1355200 - ASSET REPLACEMENT-CTY MNGR			
KOA HILLS CONSULTING, LLC	DATA CONVERSION-JUN	100320	\$6,630.00
TOTAL ASSET REPLACEMENT-CTY MNGR			\$6,630.00
1355300 - ASSET REPLACEMENT-FINANCE			
KOA HILLS CONSULTING, LLC	DATA CONVERSION-JUN	100320	\$9,945.00
TOTAL ASSET REPLACEMENT-FINANCE			\$9,945.00

1355450 - ASSET REPLACEMENT-INFO SYS

US BANK	ZOOM SUB	100337	\$44.06
US BANK	ZOOM SUB	100337	\$146.78
US BANK	ZOOM SUB	100337	\$293.70
US BANK	ADOBE PRO SUB	100337	\$504.95
US BANK	ADOBE CREATIVE SUB	100337	\$239.88
US BANK	ZOOM SUB	100337	\$45.20
US BANK	ZOOM SUB	100337	\$150.61
TOTAL ASSET REPLACEMENT-INFO SYS			\$1,425.18

1356170 - ASSET REPLACEMENT-MARN SFTY

DAY WIRELESS SYSTEMS (20)	21-192 MS VEH OUTFITTING	100313	\$4,714.33
DAY WIRELESS SYSTEMS (20)	21-192 2001 UPFITTING	100313	\$130.00
TOTAL ASSET REPLACEMENT-MARN SFTY			\$4,844.33

1605360 - OPEB OBLIGATION

MIDAMERICA	SEPTEMBER 2021	9000337	\$6,160.00
MIDAMERICA	-JULY 2021	9000337	\$143.00
MIDAMERICA	-AUGUST 2021	9000337	\$143.00
TOTAL OPEB OBLIGATION			\$6,446.00

2037510 - HIGHWAY 101 LANDSC #33

SDG&E CO INC	UTLITIES-07/09-08/09	100359	\$2,687.76
NISSHO OF CALIFORNIA	CITY-WIDE LNDS CP SVC-JULY	100355	\$2,323.20
TOTAL HIGHWAY 101 LANDSC #33			\$5,010.96

2087580 - COASTAL RAIL TRAIL MAINT

NISSHO OF CALIFORNIA	CITY-WIDE LNDS CP SVC-JULY	100355	\$4,973.58
TOTAL COASTAL RAIL TRAIL MAINT			\$4,973.58

2117600 - STREET LIGHTING DISTRICT

SDG&E CO INC	UTILITIES-07/01-08/09	100359	\$7,525.19
VERIZON WIRELESS-SD	362455526-07/02-08/01	100366	\$5.32
TOTAL STREET LIGHTING DISTRICT			\$7,530.51

2286510 - TRANSNET EXTENSION-CIP

BUCKNAM INFRASTRUCTURE GROUP INC	21-201 9362 PVMNT ASSMT-JULY	100343	\$8,303.17
TOTAL TRANSNET EXTENSION-CIP			\$8,303.17

2505570 - COASTAL BUSINESS/VISITORS

US BANK	MOVIE NIGHT-MOVIE	100337	\$435.00
COMMISSIONER REFUNDS	MOVIE NIGHT START UP	100306	\$300.00
LOREN LEE SMITH	BEACH BLNK MOVIE-08/28/21	100307	\$550.00
NENA ANDERSON	CONCERT @ COVE 08/26/21	100308	\$300.00
TOTAL COASTAL BUSINESS/VISITORS			\$1,585.00

2556180 - CAMP PROGRAMS

US BANK	FACE MASKS FOR JGS	100337	\$48.48
US BANK	THERMOMETERS	100337	\$43.04
US BANK	FACE MASKS FOR JGS	100337	\$53.80
US BANK	FACE MASKS FOR JGS	100337	\$26.90
US BANK	BALLOONS	100337	\$23.59

US BANK	SACKS/TOYS/BALLOONS	100337	\$93.73
US BANK	BALLOONS	100337	(\$1.05)
US BANK	CAMP FIELD TRIP-ICE ARENA	100337	\$364.00
US BANK	BASEBALL CAPS	100337	\$72.81
US BANK	CAMP FIELD TRIP-ZOO	100337	\$665.00
US BANK	PATCHES FOR UNIFORMS	100337	\$15.00
US BANK	TONER-JG TRAILER	100337	\$50.52
US BANK	JG TSHIRTS	100337	\$511.34
US BANK	TONER-JG TRAILER	100337	\$56.02
US BANK	TRAILER RENTAL-JULY	100337	\$657.59
US BANK	CERTIFICATE PAPER	100337	\$25.43
US BANK	AGILITY RINGS	100337	\$50.03
US BANK	TRAYS	100337	\$28.81
US BANK	ANIMAL MASKS/YARD GAMES	100337	\$41.55
US BANK	BOARD GAMES	100337	\$48.08
US BANK	MASKS/PATCHES	100337	\$77.55
US BANK	JG TENTS	100337	\$258.56
NOAH WILLIAMS	JRLG PROMO DVD 1A&1P	100327	\$1,300.00
TOTAL CAMP PROGRAMS			\$4,510.78
2706120 - PUBLIC SAFETY- LAW ENFORCEMENT			
ENTERPRISE RENT A CAR	STRIKETM-07/01-07/21/21-BARRON	100315	\$1,012.47
ROBERT BARRON	REIMBS-BECKWORTH FIRE-BARRON	100331	\$229.07
ROBERT BARRON	STRIKETM-RMB-LAVA FIRE-BARRON	100331	\$411.20
PHARMALINK, INC	CSA17.21-ECOLINK FEE	100329	\$150.00
TOTAL PUBLIC SAFETY- LAW ENFORCEMENT			\$1,802.74
2706170 - PUBLIC SAFETY- EMERGENCY PREP			
US BANK	MEDICAL GLOVES	100337	\$186.66
US BANK	SURGICAL MASKS	100337	\$67.25
TOTAL PUBLIC SAFETY- EMERGENCY PREP			\$253.91
4595550 - MISC. CAPITAL PROJECTS			
KIMLEY-HORN AND ASSOCIATES, INC.	20-172 9905.03 PROF SVC-MAY	100319	\$4,444.00
TOTAL MISC. CAPITAL PROJECTS			\$4,444.00
5097700 - SANITATION			
TRANSAMERICAN MAILING & FULFILLMENT	SEWER ASSESSMENT-DATA	100364	\$377.13
VERIZON WIRELESS-SD	362455526-07/02-08/01	100366	\$5.32
US BANK FBO CITY OF SOLANA BEACH	2017 SWR BOND INT 9/1/21	8242101	\$103,995.57
US BANK FBO CITY OF SOLANA BEACH	2017 SEJPA REV BOND 9/1/21	8242102	\$219,056.25
WEX FLEET UNIVERSAL	AUTO FUEL-07/08-08/07	100368	\$201.93
TOTAL SANITATION			\$323,636.20
5507750 - SOLANA ENERGY ALLIANCE			
TOSDAL APC	SEA PROF SERVICE-JUL	100334	\$1,337.00
TOTAL SOLANA ENERGY ALLIANCE			\$1,337.00
6527820 - SUCCESSOR AGENCY			
COLANTUONO, HIGHSMITH, & WHATLEY PC	SDCOE CONSORTIUM-JUL	100311	\$612.50
TOTAL SUCCESSOR AGENCY			\$612.50

6738530 - MARSOLAN UNDERGROUNDNG-DS

WELLS FARGO BANK

SOBEACH0724-ADMN FEE 7/24/21-7/23/22

100336 \$450.00

TOTAL MARSOLAN UNDERGROUNDNG-DS

\$450.00

REPORT TOTAL:

\$572,176.44



STAFF REPORT CITY OF SOLANA BEACH

TO: Honorable Mayor and City Councilmembers
FROM: Gregory Wade, City Manager
MEETING DATE: September 22, 2021
ORIGINATING DEPT: Finance
SUBJECT: **Report on Changes Made to the General Fund Adopted Budget for Fiscal Year 2021/22**

BACKGROUND:

Staff provides a report at each Council meeting that lists changes made to the current Fiscal Year (FY) General Fund Adopted Budget.

The information provided in this Staff Report lists the changes made through September 8, 2021.

DISCUSSION:

The following table reports the revenue, expenditures, and transfers for 1) the Adopted General Fund Budget approved by Council on June 23, 2021 (Resolution 2021-092) and 2) any resolutions passed by Council that amended the Adopted General Fund Budget.

GENERAL FUND - ADOPTED BUDGET PLUS CHANGES					
As of September 8, 2021					
Action	Description	Revenues	Expenditures	Transfers from GF	Net Surplus
Reso 2021-092	Adopted Budget	22,694,100	(20,222,560)	(916,100) (1)	\$ 1,555,440
Reso 2021-086	Crossing Guards	121,540	(48,984)	-	1,627,996
Reso 2021-096	FY22 MOU	-	(950)	-	1,627,046
Reso 2021-103	Landscaping Maintenance Services	-	(40,000)	-	1,587,046
(1)	Transfers to:		150,100		
	Debt Service for Public Facilities			150,100	
	Transfer to:		766,000		
	City CIP Fund			766,000	

CEQA COMPLIANCE STATEMENT:

Not a project as defined by CEQA

COUNCIL ACTION:

FISCAL IMPACT:

N/A

WORK PLAN:

N/A

OPTIONS:

- Receive the report.
- Do not accept the report

DEPARTMENT RECOMMENDATION:

Staff recommends that the City Council receive the report listing changes made to the FY 2021-2022 General Fund Adopted Budget.

CITY MANAGER'S RECOMMENDATION:

Approve Department Recommendation



Gregory Wade, City Manager



STAFF REPORT CITY OF SOLANA BEACH

TO: Honorable Mayor and City Councilmembers
FROM: Gregory Wade, City Manager
MEETING DATE: September 22, 2021
ORIGINATING DEPT: City Clerk's Office
SUBJECT: **Council Consideration of Resolution 2021-113 Destruction of Obsolete Records**

BACKGROUND:

Periodically, the City reviews its records to identify those available for official destruction. Destruction of records frees up storage space and helps Staff manage the large volume of records. Stockpiling vast amounts of public records increases the risk of misplacement and increases Staff management and time spent complying with subpoenas and records requests for documents that are no longer required to be retained. Therefore, the City conducts periodic destruction to manage its accumulation of records.

The maintenance and storage of records that are no longer required to be retained can be cumbersome due to inventory maintenance and add costs for offsite storage. It should be noted that records required and/or necessary to be retained by the City are kept for retention as required. Destruction of approved records is important to lessen the storage needs produced by documents that are no longer needed.

This item is before Council to consider adoption of Resolution 2021-113 (Attachment 1) approving the official destruction of obsolete records.

DISCUSSION:

Destruction of records is permitted in accordance with state law and the City's Records Retention Schedule, which was adopted by Resolution 2000-34 and Resolution 2002-76. The City's Retention Schedule contains state law requirements as well as additional City retention provisions to outline retention periods for various government records.

Resolution 2021-113 contains the attached Lists of Records to be Destroyed (Exhibit A of Resolution 2021-113) itemizing the description of documents that are prepared for

CITY COUNCIL ACTION:

destruction. These documents are obsolete and may be destroyed in compliance with the City's adopted Retention Schedule as well as procedures outlined in the City's Records Management Manual including following all updated retention requirements of state regulations. After careful review of the records by the respective Department Staff, Department Heads, City Attorney and City Clerk/Custodian of Records, 16 boxes of obsolete records were carefully prepared and authorized for destruction.

CEQA COMPLIANCE: N/A

FISCAL IMPACT:

The City will save administrative and storage expenses by destroying records no longer needed or required to be retained. The cost of official destruction of these documents has been allocated within the Clerk Department's budget to accommodate this service.

WORK PLAN: N/A

OPTIONS:


- Approve Staff recommendation.
- Do not approve Staff recommendation.

DEPARTMENT RECOMMENDATION:

Staff recommends that the City Council adopt Resolution 2021-113 authorizing the destruction of officially obsolete records.

CITY MANAGER'S RECOMMENDATION:

Approve Department Recommendation



Gregory Wade, City Manager

Attachments:

1. Resolution 2021-113

RESOLUTION 2021-113

A RESOLUTION OF THE CITY COUNCIL OF THE CITY OF SOLANA BEACH, CALIFORNIA, AUTHORIZING DESTRUCTION OF CERTAIN OBSOLETE RECORDS

WHEREAS, the maintenance of numerous records is expensive, slows document retrieval, and is not necessary after a certain period of time, according to the Solana Beach Records Retention Schedule which adheres to various state codes and regulations; and

WHEREAS, the maintenance of these records does not provide for effective and efficient operation of the government of the City of Solana Beach; and

WHEREAS, Section 34090 of the Government Code of the State of California provides a procedure whereby any City record which has served its purpose and is no longer required may be officially destroyed; and

WHEREAS, the City Council adopted the Records Retention Schedule on June 6, 2000, and adopted a revised Records Retention Schedule on August 20, 2002; and

WHEREAS, the documents proposed for destruction were reviewed by the Department Directors and authorized for official destruction by the City Attorney and City Clerk/Custodian of Records, and are currently compliant with State Code retention requirements.

NOW, THEREFORE, the City Council of the City of Solana Beach, California does resolve as follows:

1. That the above recitations are true and correct.
2. That the records of the City of Solana Beach, as set forth in the attached Lists of Records to be Destroyed (Exhibit A) attached hereto and incorporated herein by this reference, are hereby authorized to be destroyed as provided by Section 34090 et seq. of the Government Code of the State of California and in accordance with the provision of the adopted Solana Beach Records Retention Schedule and upon the consent of the Department Heads, City Attorney, and City Clerk/Custodian of Records.
3. That the City Clerk shall certify to the passage and adoption of this resolution and enter it into the book of original resolutions.
4. That this resolution shall become effective immediately upon its passage and adoption.

PASSED AND ADOPTED this 22nd day of September, 2021 at a regularly scheduled meeting of the City Council of the City of Solana Beach, California by the following vote:

AYES: Councilmembers -
NOES: Councilmembers -
ABSTAIN: Councilmembers -
ABSENT: Councilmembers -

LESA HEEBNER, Mayor

APPROVED AS TO FORM:

ATTEST:

JOHANNA N. CANLAS, City Attorney

ANGELA IVEY, City Clerk

EXHIBIT A
RESOLUTION 2021-113

Lists of Records to be Officially Destroyed
16 Boxes

1	HR/FIN – Employee Recruitment, Materials, Personnel Files, Working Files, Budgets, Bid Documents, Purchase Orders 1987-2014
2	FIN – Journals, Ledgers, Reconciliations, Registers, Reports, Transaction History FY 96/97
3	FIN – Journals, Ledgers, Reconciliations, Registers, Reports, Transaction History FY 97/98
4	FIN – Audits, Working Papers, Confirm Letters, Schedules, Payroll Developer Deposits, Journals, Ledgers, Reconciliations, Registers, Reports, Transaction History 1987-2003
5	FIN – Payroll, Petty Cash, Journal Entries & Bank Statements 1999-2000
6	FIN – Journals, Ledgers, Reconciliations, Registers, Reports, Transaction History 1996-1997
7	FIN – Bank Reconciliation & Statements, Trustee Statement, Transaction Statements 1998-2003 Fiscal year 1998-99 Journal Entries, Budget Transfer Request & Journals 1998-1999
8	FIN – Business License Working Files, Invoices, Cash Receipts 2002-2011
9	FIN – Warrants Nov-Dec 2011
10	FIN – Cash Receipts Jul-Nov 2010
11	FIN – Cash Receipts 2010-2011
12	FIN – Working Files, Reconciliations, Fees, Purchase Orders 1996-2015
13	FIN – Liability Insurance, AP Warrants, COPS Grant, Accounts Receivable, Cash & Investment Reports 1987-2006
14	FIN – Director Working File, Refundable Deposits, Accounting Records, Revenue Bonds/Investment Reports 1988-2011
15	FIN – Claims Against the City working files
16	CLK/MS – Campaign Stmts, Dept payroll schedules

LIST OF RECORDS TO BE DESTROYED

The records listed below are scheduled to be destroyed, as indicated on:

List reference pages of Retention Schedule Sections/Pages AD/HR, FIN Fin 6 & HR

City Clerk – Legal Info, Code Section: GC §34090, 29 CFR 1602.31 & 1627.3(b)(ii), 1627 3(2), 8 CCR §3204(d)(1) et seq., GC §§12946,

Documents Below Have Been Reviewed and Approved For Destruction:

Human Resources

- CalPers Contract Working Files 1987-1993 (2 years)
- Insurance: Employee Vision Benefits 2014; AFLAC 1993-94 (Plan Term + 5 years)
- Drivers License Data, 2014 (2 years)

Personnel Files (Separation + 5 Years)

- Exit Interviews 1998-2002 (Separation + 5 years)
- Thomas Campbell DOS 12-10-14

Employee Recruitment - Selection Materials & Testing (3 years)

- Misc. Parks & Recreation Recruitments: Applications, Resumes 1994-2003
- Temporary Firefighter: Resumes, Oral Interview, Corresp. 2011

Finance

Budgets (When No Longer Required or 2 years)

- Preliminary 1995-96, 1996-97 and 1998-99

Cost of Services Study, Management Services Institute, September 1995 (10-year retention)

Bid Documents (Duplicates) (Permanent on file with Agreement)

- Tide Beach Park Lifeguard Station Platform, Stairway, Bid No. 1999-07, 8-1999
- Reconstruction Work on Tide Beach Park Concrete Bag Seawall, Bid No. 1999-06, 8-1999
- Street Repair and Crack Sealing on Lomas Santa Fe, Highway 101 and Stevens Ave., Bid No. 1999-05, 5-1999
- Public Beach Access Lighting Del Mar Shores Terrace, Bid No. 1999-04, 6-1999

Phone Questionnaire 6-1990 (2 years)

Purchase Order Information Procurement Procedure, Purchase Order System, Payment of Purchaser Order Instructions, 1989-90 (2 years or until superceded)

Contract Law Enforcement Technical Advisory Quarterly Meeting Agenda, March 5, 1997 (2 years)

Records Prepared / Inventoried By: <u>Kay Vinson</u>	Signature: 	8-19-21
Department Head <u>Pouneh Sammak</u> <u>Ryan Smith</u>	Signature:  Signature: 	<u>9/9/2021</u> Date
City Clerk/Custodian of Records <u>Angela Ivey</u>	Signature: _____	_____
City Attorney <u>Johanna Canlas</u>	Signature: _____	_____ Date

LIST OF RECORDS TO BE DESTROYED

The records listed below are scheduled to be destroyed, as indicated on:

List reference pages of Retention Schedule Sections/Pages _____ Finance _____

City Clerk – Legal Info, Code Section: 34090

Finance 2 – General Journal/Trial Balance

Documents Below Have Been Reviewed and Approved For Destruction:

Journals, Ledgers, Reconciliations, Registers, Reports, Transaction Histories (monthly or periodic)

FY 96/97

- Journal Entries/Trial Balance
 - January, February, June
- Financial Statements/Encumbrances
 - February
- Special Runs for June (Audit Trail Report)

Records Prepared /

Inventoried By: _____ A Kay Vinson _____

Signature: 

8-17-21
Date

Department Head _____ Ryan Smith _____

Signature: 

9/9/21
Date

City Clerk/Custodian of Records _____ Angela Ivey _____

Signature: _____

Date

City Attorney _____ Johanna Canlas _____

Signature: _____

Date

LIST OF RECORDS TO BE DESTROYED

The records listed below are scheduled to be destroyed, as indicated on:

List reference pages of Retention Schedule Sections/Pages _____ Finance _____



City Clerk – Legal Info, Code Section: 34090 Finance 3 – General Journal/Trial Balance

Documents Below Have Been Reviewed and Approved For Destruction:

Journals, Ledgers, Reconciliations, Registers, Reports, Transaction Histories (monthly or periodic

FY 97/98

- End of Month Reports 6-97 through 12-97
- Fiscal Year-End Accruals
- Accounts Payable Report 1-98 (7 years after audit)

Records Prepared / Inventoried By: _____ A Kay Vinson _____	Signature: 	8-17-21 Date
Department Head _____ Ryan Smith _____	Signature: 	9/9/21 Date
City Clerk/Custodian of Records __Angela Ivey____	Signature: _____	_____ Date
City Attorney _____ Johanna Canlas _____	Signature: _____	_____ Date

LIST OF RECORDS TO BE DESTROYED

The records listed below are scheduled to be destroyed, as indicated on:

List reference pages of Retention Schedule Sections/Pages _____ Finance _____

City Clerk – Legal Info, Code Section: _G.C. 34090, 29CFR 516.5 - 516.6 _____ Finance 4 – Audit, Payroll,
Developer Deposits, WC

Documents Below Have Been Reviewed and Approved For Destruction:

Audits - Working Papers, Confirmation Letters, Schedules, Detail (7 years after audit)

- Combined Balance Sheet Preliminary Draft; Diehl, Evans & Co., corresp., 6-30-87
- Fire District Financial Statements Preliminary Draft, Diehl, Evans & Co. 6-30-87
- Single Audit Advisories/Information from California Controller, 1987-1990
- Audit Proposals 1988-1992
- Audit Proposals 1987-1989
- Audit Working Papers, Corresp. 1987-1988
- Requests for Copies of Audits 1989-1990
- Confirmation Letters (Auditors) 1988-1991
- San Elijo JPA Audit Proposal, Moreland & Associates, 1989-1990
- Sanitation District Draft, Moreland & Associates, 1990
- Sanitation District Audit Working Papers, 1988-1989

Payroll (7 years after audit)


- Part-time Hours 1997-1998, 1998-1999
- Stevens Heritage House 1997-1998, 1998-1999
- Recreation Dept. Part-time Hours, 1993-1994, 1994-1995, 1995-1996, 1996-1997, 1999, PERS corresp. 1998
- Payroll Budget 2002, 2003

Developer Deposits 1983-1994 (Close of Deposit + 4 years)

Workers Compensation Insurance Payments 7-1-98 through 5-15-2001 (Accounts Payable – 7 years after audit)

Journals, Ledgers, Reconciliations, Registers, Reports, Transaction Histories (monthly or periodic)

- Trial Balance: July 1991-September 1991; October 1991-March 31, 1992

Records Prepared / Inventoried By: _____ A Kay Vinson _____	Signature: 	8-18-21 Date
Department Head _____ Ryan Smith _____	Signature: 	8/9/21 Date
City Clerk/Custodian of Records __Angela Ivey_____	Signature: _____	_____ Date
City Attorney _____ Johanna Canlas _____	Signature: _____	_____ Date

LIST OF RECORDS TO BE DESTROYED

The records listed below are scheduled to be destroyed, as indicated on:

List reference pages of Retention Schedule Sections/Pages _____ Finance _____

City Clerk – Legal Info, Code Section: _GC. 34090, CCP §337, 26 CFR 16001-1 / Finance 5 – Journal Entries, Bank Statements

Documents Below Have Been Reviewed and Approved For Destruction:

Payroll: July 1999 - December 1999 (7 years after audit)


Petty Cash: Feb. 2000 – June 2000 (Accounts Payable 7 years after audit)

Journal Entries & Bank Statements (7 years after audit)

- Period 13 (4 files) FY 1999-2000
- July 1999 - June 2000
- General Accounts (2 files)

Records Prepared /
Inventoried By: _____ A Kay Vinson _____

Signature: _____



8-19-21
Date

Department Head _____ Ryan Smith _____

Signature: _____



9/1/21
Date

City Clerk/Custodian of Records __Angela Ivey_____

Signature: _____

Date

City Attorney _____ Johanna Canlas _____

Signature: _____

Date

LIST OF RECORDS TO BE DESTROYED

The records listed below are scheduled to be destroyed, as indicated on:


List reference pages of Retention Schedule Sections/Pages _____ Finance _____

City Clerk – Legal Info, Code Section: 34090 Finance 1 – General Journal/Trial Balance

Documents Below Have Been Reviewed and Approved For Destruction:

Journals, Ledgers, Reconciliations, Registers, Reports, Transaction Histories (monthly or periodic)

- General Journal/Trial Balance
 - August 96/97 GS/TB
 - September 96/97 GJ/TB
 - May 97 JE/TB
 - April 97 TB/JE
 - July 96/97 GS/TB
 - Dec. 96/97 JE/TB

Records Prepared / Inventoried By: _____ A Kay Vinson _____	Signature: 	8-17-21 Date
Department Head _____ Ryan Smith _____	Signature: 	9/9/21 Date
City Clerk/Custodian of Records __Angela Ivey_____	Signature: _____	_____ Date
City Attorney _____ Johanna Canlas _____	Signature: _____	_____ Date

LIST OF RECORDS TO BE DESTROYED

The records listed below are scheduled to be destroyed, as indicated on:

List reference pages of Retention Schedule Sections/Pages __ FIN

City Clerk – Legal Info, Code Section: GC §34090, 43900, CFR 16001-1, CCP §§336(a)(1) & (2), 337.5(2); GC §43900 et seq.
Fin 7 – Bank Statements Journal Entries (13527622)

Documents Below Have Been Reviewed and Approved For Destruction:

Finance

Bank Reconciliation & Statements, Trustee Statements, Transaction Statements (cancellation, redemption, maturity + 10 years)

- Account Statement (monthly) from U.S. Trust Company NA for the Solana Beach **Public Facilities Corporation**, Certificates of Participation, Series 1992 (City Hall Project) Reserve Fund dated July 1, 1998 – June 30, 1999 (defeased and refunded in 2002)
- Account Statement (monthly) from U.S. Trust Company NA for the Solana Beach **Public Facilities Corporation**, Certificates of Participation, Series 1992 (City Hall Project) Lease Payment Fund dated July 1, 1998 – June 30, 1999 (defeased and refunded in 2002)
- Account Statement (monthly) from U.S. Trust Company NA for the Solana Beach **Public Facilities Corporation**, City of Solana(sic) Beach, 95 Lease Payment Fund dated July 1, 1998 – June 30, 1999 (defeased and refunded in 2002)
- Account Statement (monthly) from U.S. Trust Company NA for **City of Solana Beach**, Certificates of Participation Series 1995 Fire Station Refunding Reserve Fund dated July 1, 1998-June 30, 1999 (defeased and refunded in 2002)
- Account Statement (monthly) from U.S. Trust Company NA for **City of Solana Beach**, Certificates of Participation Series 1995 Fire Station Refunding Expense Fund dated July 1, 1998-June 30, 1999 (defeased and refunded in 2002)
- Asset Valuation and Statement of Transactions (monthly) from State Street Bank and Trust Company of California NA for **San Elijo Joint Powers Authority**, 1990 Revenue Bonds (Water Pollution Control Facility Upgrade and Expansion Project) Revenue Fund/Interest Account dated July 1, 1998-June 30, 1999 (matured in 2000)
- Asset Valuation and Statement of Transactions (monthly) from State Street Bank and Trust Company of California NA for **San Elijo Joint Powers Authority**, 1993 Refunding Revenue Bonds (Water Pollution Control Facility) San Elijo '93 – Principal A/C dated July 1, 1998-June 30, 1999 (refunded in 2003)
- Bank Statements – General Accounts FY 98-99
- Bank Statements – Payroll FY 98-99

Fiscal Year 1998-99 Journal Entries (7 years after audit)

- Folders 1-10, 11-15, 16-22, 23-31, 32-38, 39-47, 48-53, 54-60, 61-66, 67-70, 71-76, 77-82, 83-89

Budget Transfer Requests & Journals (3 years after audit)

- Budget Transfers – Council FY 98-99
- Budget Transfers – Departments FY 98-99

Records Prepared / Inventoried By: <u>Kay Vinson</u>	Signature: <u></u>	8-24-21
Department Head <u>Ryan Smith</u>	Signature: <u></u>	<u>9/4/21</u>
City Clerk/Custodian of Records <u>Angela Ivey</u>	Signature: _____	_____
City Attorney <u>Johanna Canlas</u>	Signature: _____	_____

LIST OF RECORDS TO BE DESTROYED

The records listed below are scheduled to be destroyed, as indicated on:

List reference pages of Retention Schedule Sections/Pages __ FIN

City Clerk – Legal Info, Code Section: GC §34090 / Fin 8 – Business License (not certificates), Invoices, Cash Receipts

Documents Below Have Been Reviewed and Approved For Destruction:

Finance

Business License Working Files (2 years)

- Business License Sweep Meeting Notes, Copies of Outgoing Letters, Supporting Documentation 2009-2010
- Returned Mail – possible businesses without certificates 2009-2010
- Business Certificate Info & Policies 2002-2009
- Business Certificate Renewals Accounts Receivable Hand Notes

Invoices (7 years after audit)

- 2008 ESGIL Solana Beach Invoices
- 2008 ESGIL Del Mar Invoices

Cash Receipts (7 years after audit)

- Cash Receipts, May 2011
- Direct Deposit, May 2011
- Business License Corresp., May 2011
- Cash Deposit, May 2011
- Jr. Lifeguard Receipts, May 2011
- Cash Receipts, June 2011
- Direct Deposit, June 2011
- Jr. Lifeguard Receipts, June 2011
- Business License Batch Edit Report and Copies of Applications, June, 2011
- Cash Deposit, June 2011

Records Prepared / Inventoried By: <u>Kay Vinson</u>	Signature: 	8-25-21
Department Head <u>Ryan Smith</u>	Signature: 	9/4/21
City Clerk/Custodian of Records <u>Angela Ivey</u>	Signature: _____	_____
City Attorney <u>Johanna Canlas</u>	Signature: _____	_____

LIST OF RECORDS TO BE DESTROYED

The records listed below are scheduled to be destroyed, as indicated on:

List reference pages of Retention Schedule Sections/Pages __ FIN Fin 9 – Warrants

City Clerk – Legal Info, Code Section: GC §34090, CCP §337

Documents Below Have Been Reviewed and Approved For Destruction:

Finance

Warrants (Copies of Accounts Payable Checks) (7 years after audit)

- November 2011 to December 2011, #077175-077549

Records Prepared / Inventoried By: <u>Kay Vinson</u>	Signature: <u></u>	8-25-21
Department Head <u>Ryan Smith</u>	Signature: <u></u>	<u>9/9/21</u>
City Clerk/Custodian of Records <u>Angela Ivey</u>	Signature: _____	_____
City Attorney <u>Johanna Canlas</u>	Signature: _____	_____

LIST OF RECORDS TO BE DESTROYED

The records listed below are scheduled to be destroyed, as indicated on:

List reference pages of Retention Schedule Sections/Pages FIN

City Clerk – Legal Info, Code Section: GC §34090 Fin 10 – Cash Receipts

Documents Below Have Been Reviewed and Approved For Destruction:

Finance

Cash Receipts (7 years after audit)

- July, 2010 - November 2010

Records Prepared / Inventoried By: Kay Vinson

Signature: *Kay Vinson* 8-25-21

Department Head Ryan Smith

Signature: *RS* 9/9/21

City Clerk/Custodian of Records Angela Ivey

Signature: _____

City Attorney Johanna Canlas

Signature: _____

LIST OF RECORDS TO BE DESTROYED

The records listed below are scheduled to be destroyed, as indicated on:

List reference pages of Retention Schedule Sections/Pages __ FIN

City Clerk – Legal Info, Code Section: GC §34090 Fin 11 – Cash Receipts, Direct Deposits, Bus. Lic. Renewal Copies

Documents Below Have Been Reviewed and Approved For Destruction:

Finance

Cash Receipts (7 years after audit)

- Cash Receipts, Direct Deposit, Business License Batch Edit List Report and Copies of Renewals Notices, December 2010
- Cash Receipts, Direct Deposit, Business License Batch Edit List Report and Copies of Renewals Notices, January 2011

Records Prepared / Inventoried By: Kay Vinson

Signature: 

8-25-21

Department Head Ryan Smith

Signature: 

9/6/21

City Clerk/Custodian of Records Angela Ivey

Signature: _____

City Attorney Johanna Canlas

Signature: _____

LIST OF RECORDS TO BE DESTROYED

The records listed below are scheduled to be destroyed, as indicated on:

List reference pages of Retention Schedule Sections/Pages __ FIN

City Clerk – Legal Info, Code Section: GC §34090, 24 CFR 85.42 & 570.502 & 982.158, 29 CFR 97.42, CCP 337 / Fin – Finance Records, Sec. Deposit, Purchase Orders


Documents Below Have Been Reviewed and Approved For Destruction:

Finance (7 years after audit)

- Grant Accounting Records (Block Grant) 2001-2003
- Balance Sheet Report, All Funds, Statement of Rev/Exp and Encumbrance by Account and Object, 6-30-96
- Engineering Deposit Reconciliations, 2000-2010
- Ramp Fees, 3rd Quarter 2004
- Accounts Receivable: Copies of Receipts/Checks for services 2007
- Purchase Orders FY 14-15

- Security Deposit Working Papers 1997-2015 (Close of Deposit + 4 years)

Records Prepared / Inventoried By: Kay Vinson

Signature: 

8-25-21

Department Head Ryan Smith

Signature: 

9/9/21

City Clerk/Custodian of Records Angela Ivey

Signature: _____

City Attorney Johanna Canlas

Signature: _____

LIST OF RECORDS TO BE DESTROYED

The records listed below are scheduled to be destroyed, as indicated on:

List reference pages of Retention Schedule Sections/Pages ___ FIN

City Clerk – Legal Info, Code Section: GC §34090, CCP §337 et seq. Fin – Liability, AP/AR, Petty Cash, Reports

Documents Below Have Been Reviewed and Approved For Destruction:

Finance

Liability Insurance (10 years)

- Robert Driver/San Diego Pooled Insurance Program Authority (SANDPIPA): Corresp., Evidence of Coverage, Claims Handling Procedures Manual, Meeting Agendas & Info., Financial Statement as of 6-30-94 by Moreland & Assoc., Proposals for and Final Actuarial Review of SANDPIPA Liability Program, 12-8-94 (1993-1994)
- Excess Liability: Driver/SANDPIPA Corresp., 1987-1992
- Pooled Liability: Driver/SANDPIPA Corresp., Insurance Binder, Endorsement, 1992-1994
- Pooled Liability: Driver/SANDPIPA Corresp., Endorsement, Liability Program, Certificates of Insurance, 1990-1992
- Driver/SANDPIPA Corresp., Financial Statements June 30, 1995 and 1994 by Moreland & Associates, Bond/Crime Renewal Proposal 2-1-96 to 2-1-97, Meeting Packet 2-1-96, Endorsements, 1995

AP Warrants (7 years after audit)

- Petty Cash: Voided and Carbon Copies of Checks #101-374. Both copies of unused Checks 375-400 Bank of America 3-2-00 – 4-19-02
- Petty Cash: Carbon Copies of Checks #500 – 777. Both copies of unused Checks 778-799 Union Bank 1-2-02 – 11-5-07
- Petty Cash; Requests for Payment 2006-2007

COPS Grant (7 years after audit)

FY 2007	FY 2005	FY 2004
FY 2002	FY 2001	FY 2000

Accounts Receivable (7 years after audit)

North County Transit District 1993-2001

Cash & Investment Reports (7 years after audit)

FY 2005-2006

Records Prepared / Inventoried By: <u>Kay Vinson</u>	Signature: 	8-25-21
Department Head <u>Ryan Smith</u>	Signature: 	<u>9/4/21</u>
City Clerk/Custodian of Records <u>Angela Ivey</u>	Signature: _____	_____
City Attorney <u>Johanna Canlas</u>	Signature: _____	_____

LIST OF RECORDS TO BE DESTROYED

The records listed below are scheduled to be destroyed, as indicated on:

List reference pages of Retention Schedule Sections/Pages __ FIN

City Clerk – Legal Info, Code Section: GC §34090, CCP §337 et seq. Fin 14 Dir. Working Files

Documents Below Have Been Reviewed and Approved For Destruction:

Finance

Director Working File (2 years)

- Corresp./Meeting Notes, Budget & Finance Comm., Sales Tax Info, Fire Benefit Charge Ordinance History, budget info, speed trailer insurance, bond info., litigation dismissal, 2006-2011
- Daily Logs, Corresp., Skin Cancer Training Log, Proposal for Admin. Services for Coastal Rail Trail, LAFCO – copy of SB Reorganization, Visitor Center Info, Parcel Info, Copies of Leases with Municipal Finance Corp., CSA 17, Assessment Dist. 2006-1 Admin. Expenses, Business Certificate Inventory Printout, Internal Control Review Checklists, Developer Deposit lists, AP Approval Process, Liability Ins. From Driver Alliant, 1999-2011
- Draft Business Tax Classification & Tax Rate Structure Report by MuniServices 5-8-09, Assessment Lien Report 1-10-11, Legal Billing/Tracking, Sec. 111 Mandatory Reporting 9-2-10, San Dieguito River Valley Corresp., SB 90 Mandate Reimbursement 5-8-20, Transient Occupancy Corresp. 2004, MuniFinancial Unsigned Agreement for Marsolan Utility Undergrounding District 9-06
- County of San Diego Local & State Assessed Valuation Reports, FY 2010-11
- Corresp.: TDA Reports 2010, Improper Allocation of Fire Benefit Fee 2002, AB 1290 Calculation Services 2010, Liability Insurance cancelation 2010, Insurance Tracking 2010, Workers Comp Report draft 2010, 1915 Act Local Improvements Report 2006/2007, Continuing Disclosure FYE 2008, Liability Claims Audit 4-7-08, State Farm Claim 4-20-09, Edupoint to Creditors 6-11-01
- Working Papers: Barbara/Granados Undergrounding Contributors 2005, Pacific Ave. Undergrounding 2006, Fire Management Services Draft 2003 & 2004, Purchasing Ordinance Revisions 2002, Insurance Corresp. 2000, TOT Corresp. 2000, Daily Cash Report 8-2000, Closure of Purchase Orders 2002, Tuition Approval 8-01, SB Historical Society reimbursement 10-01, Revenues by Categories 1-10, Affordable Housing Advocates Corresp. 2006, Street Assessment receipts 2006, copies of Wire Transfers 2-25-10, Directors' Meeting Notes 2010, Local Agency Investment Fund Monthly Balances 2003-2005, Stop Work Returned Check 12-2000, Nested Ifs info 8-2001, Returned Check Error 4-01, Developer Deposits FY 97-98, Printout Balance 6-30-99, Financial Report requests 2001-2002, Parking Bail Corresp. 2002, General Ledger report 4-04, Receipt for EIR 7-15-02, General Ledger Audit Trail 7-17-02, Copy of Certificate of Consent to Self-Insure from State Dept. of Industrial Relations 1-10-03, Chamber of Commerce Business Plan 2007, Public Entity Property Insurance Program 2008-09 Policy Notebook CD
- Working Papers: Corresp. to DOT re. invoices for I-5 at Lomas Santa Fe Interchange Modification Invoice 8-29-07 and Coastal Rail Trail 8-5-02, GFOA CAFR Certificate for 6-30-08, Budget & Finance Commission 2010-11, Draft Financial Statement Transportation Development Act 12-22-08, Finance Dept. Meeting Notes 2009, Municipal Improvement District budgets 2002-2003, Sheriff Case Notification Letter 11-08, Coastal Law Enforcement Costing 2006-07, Sewer Service Charge Corresp. 2006, Misc. Corresp. 1988-2011, Photos: flood damage 2006, vehicle accident undated, Public Contract Law and Dispute Management Seminar 11-20-02, Community Center Use Applications/Insurance 1999-2000
- Vendor Application Development 2013

Refundable Deposits (Close of Deposit + 4 years)

- Developer Deposits Working Papers and Copies of Refund Checks, 1990-2001

Accounting Records (7 years after audit)

- Park Projects Block Grant 2003-2006
- Cash Receipts 1999-2000
- TDA/Transnet Claims 1996-2002
- Coastal Rail Trail 2001-2003
- Beach Sand Donations 1998
- Refund of Fees 1998-2001
- Revenue Audit Trails 2000-2003

Revenue Bonds/Investment Reports (Disposal + 7 years after audit)

- Public Financing Authority Assessment Revenue Bonds Series 2006, 2009-10 Annual Continuing Disclosure Statement as of 3-28-11
- Cash & Investment Reports 2005-2008

Records Prepared / Inventoried By: Kay Vinson

Signature:  8-25-21

Department Head Ryan Smith

Signature:  9/9/21

City Clerk/Custodian of Records Angela Ivey

Signature: _____

City Attorney Johanna Canlas

Signature: _____

LIST OF RECORDS TO BE DESTROYED

The records listed below are scheduled to be destroyed, as indicated on:

List reference pages of Retention Schedule Sections/Pages __AD/HR, FIN Fin 6 & HR

City Clerk – Legal Info, Code Section: GC §34090, 29 CFR 1602.31 & 1627.3(b)(ii), 1627 3(2), 8 CCR §3204(d)(1) et seq., GC §§12946,

Documents Below Have Been Reviewed and Approved For Destruction:

Finance/Risk

- Ashford, 03-11-1989, loss and damage of property, 09-14-1989
- Atchley, 05-03-2002, ticketing incident, 01-30-2003
- Burnham, automobile accident, 01-14-1987
- Bennett, 08-24-2001 and 08-31-2001, side mirror damaged, 06-12-2002
- Burke, 09-05-1999, claim for personal injury, 01-22-2001
- Burks, 10-20-2001, sewer backup, 07-17-2002
- Cavanaugh, 2003, claim for money or damages, 12-18-2003
- Christianson, 08-19-2002, trip & fall, 08-28-2002
- Nevada International Capital Corporation Rock Star Enterprises, Inc., 05-14-1987
- Kempf, 09-17 or 18 or 19-2001, rock hit windshield, Nov-2001
- Kirk, K. 08-01-2001, defamation, 06-06-2003
- Lukomsky, 09-24-2000, automobile/ped incident, 01-23-2003
- Garcia, 08-29-02, pothole, 05-08-2003
- Glatts, 12-12-1989, permit violation, 01-04-1990
- Lunceford, 08-17-2001, sewer main line blockage, 10-30-2001
- Lane, 03-16-2003, sewer service charge, 05-14-2003
- Maese, 08-04-2002, pothole, 04-15-2003
- McNally, 07-25-2001, sewer backup, 11-29-2001
- Mitchell, D. - distress, 06-06-2003
- Osborn, 03-03-2002, sewer backup, 09-19-2002,
- Pacific Bell, 12-07-2001, property damage, 01-27-2003
- Pacific Bell, 09-13-2001, property damage, 05-31-2002
- Rameriz-Guizar, 12-21-1987, civil complaint, 12-22-1987
- Reilly, 07-02-2001, automobile incident in city parking lot, 08-02-2001
- Saddleridge, LLC, claim again city over construction, 03-07-2003
- Solana Beach Right to Vote committee lawsuit, 11-20-2001
- Voss, sewer damage, 01-16ry-2002

Records Prepared / Inventoried By: Grace Ojeda

Signature: _____

Department Head Ryan Smith / Risk

Signature: 

9/13/21
Date

City Clerk/Custodian of Records Angela Ivey

Signature: 

9-13-21

City Attorney Johanna Canlas

Signature: 

9-13-21
Date

LIST OF RECORDS TO BE DESTROYED

The records listed below are scheduled to be destroyed, as indicated on:

List reference pages of Retention Schedule Sections/Pages CW4, CW5, CC1, CC4, CC5, CC3, CC6, F/MS3, F/MS7

City Clerk – Legal Info, Code Section: GC §§34090, CCP 337, G.C. 81009(e), GC 911.2, E.C. 17100

Documents Below Have Been Reviewed and Approved For Destruction:

City Clerk Files

File 0430-54 Campaign Statements (Form 461) non-candidate committees
Patient Care Assoc. of Ca. 2012

File 0430-52 FPPC – Statements of Organization (Form 410) – past candidates/committees
Real Property Rights (2006,2008), Daniel Powell (2013, 2012), Paul Frankel, Deanna Borer (terminated 12-18-06, Mark Kersey, Citizens for North County Coastal Cities, Save Old Solana, Let our Community Act & Lead Solana, No on Prop A, Primarily Funded by the North San Diego County Assoc. of Realtors -terminated 6/30/07, Friends of Fletcher Cove – Vote No on Prop B, Citizens for Solana Beach – Vote Yes on Prop B, Chris Hohn, Cynthia Walsh

File 0430-53 Campaign Statement (Forms 460/470, 465) past committees, candidates
Real Property Rights, Save Old Solana (2 files), Beach & Bluff Conservancy Major Donor, SD County Apartment Assoc. PAC, Unite Solana, L.O.C.A.L.S, No on A, Preliminary funded by the CA Assoc. of Realtors IMPAC – terminated 6/30/07, Citizen for Patient Rights, Deanne Borer – terminated 12/18/06, Paul Frankel – Pre Election Filings, Vicki Driver – Pre Election Filings, Mark Kersey, Cynthia Walsh – Pre Election Filings

File 0430-55 Campaign Statements & Independent Expenditure Committee (Forms 465, 461, 465, 496, 497)
Citizens for Patient Rights, San Diego County for Progress & Reform, Peter House

Marine Safety Dept

Dept. Payroll Timesheets/Schedules 2013-2017

Records Prepared / Inventoried By: Grace Ojeda-Ryan Signature: _____ Date: 4-13-21

Department Head Angela Ivey, Jason Shook Signature: _____ Date: 9-13-21

City Clerk/Custodian of Records Angela Ivey, City Clerk Signature: _____ Date: 9-13-21

City Attorney Johanna Canlas, City Attorney Signature: _____ Date: 9-13-21



STAFF REPORT

CITY OF SOLANA BEACH

TO: Honorable Mayor and City Councilmembers
FROM: Gregory Wade, City Manager
MEETING DATE: September 22, 2021
ORIGINATING DEPT: Engineering Department
SUBJECT: **Council Consideration of Resolution 2021-111 to Amend the Professional Services Agreement with Ting Fiber Inc. to Include Additional High Speed Internet Communication Services**

BACKGROUND:

In October 2020, after a comprehensive Request for Proposal (RFP) process, the City Council authorized the City Manager to execute a Professional Services Agreement (PSA) with Ting Fiber, Inc. (Ting) to provide high-speed internet services for several City facilities. The high-speed internet services are provided using the existing fiber optic network constructed by Netly, LLC (Netly) under an Encroachment Maintenance and Removal Agreement (EMRA) that has an effective date of July 5, 2019.

The City's current agreement with Ting's internet service and Multiprotocol Label Switching Layer 2 network covers almost all City facilities, including the Marine Safety Center Lifeguard Station at Fletcher Cove. This agreement does not include extension of these services to the Tide Beach Park and Del Mar Shores satellite lifeguard stations.

This item is before the City Council for the consideration of Resolution 2021-111 (Attachment 1), which would authorize the City Manager to execute an amendment to the PSA with Ting to include a provision for internet services at Tide Beach Park and Del Mar Shores satellite lifeguard stations.

DISCUSSION:

Providing internet services for the two satellite lifeguard stations is highly desirable to enhance communications between the lifeguards on-duty at these stations and the Marine Safety headquarters at Fletcher Cove as well as other City facilities. A fiber optic network is currently available along the public roads serving the two subject satellite

COUNCIL ACTION:

lifeguard stations. City Staff confirmed extensions of the fiber optic lines from the public right-of-way to the Tide Beach Park and Del Mar Shores satellite lifeguard stations would also provide adequate internet services to support a required surf monitoring program currently being implemented by the City.

CEQA COMPLIANCE STATEMENT:

Not a project as defined by CEQA.

FISCAL IMPACT:

The cost for extending the fiber optic lines from the adjoining streets to the satellite lifeguard stations is estimated to be a one-time installation cost of \$8,000 to be performed under the terms of the existing PSA. The cost of providing internet services is \$450 per month per location. The total cost of this amendment for a two-year monitoring program is \$29,600, which includes the one-time installation cost.

Should the Council approve the amendment to the PSA, Staff is recommending appropriating funds in the Sand Replenishment TOT capital fund. These appropriations would be made to the FY 2021/22 Adopted Budget for \$18,800 and to the FY 2022/23 Adopted Budget for \$10,800 for the cost of extending the fiber optic lines and providing internet service.

WORKPLAN:

N/A

OPTIONS:

- Approve Staff recommendation.
- Deny Staff recommendation.
- Provide alternate direction to Staff

DEPARTMENT RECOMMENDATION:

Staff recommends that the City Council adopt Resolution 2021-111:

1. Authorizing the City Manager to execute an amendment to the Professional Services Agreement with Ting Fiber, Inc., in an amount not to exceed \$30,000 for additional internet services at the Tide Beach Park and Del Mar Shores satellite lifeguard stations.
2. Appropriating \$18,800 in the Sand Replenishment TOT fund to the Professional Services expenditure account in FY 2021/22.

3. Appropriating \$10,800 in the Sand Replenishment TOT fund to the Professional Services expenditure account in FY 2022/23.
4. Authorizing the City Treasurer to amend the FY 2021/22 and FY 2022/23 Adopted Budget accordingly.

CITY MANAGER'S RECOMMENDATION:

Approve Department Recommendation.



Gregory Wade, City Manager

Attachment:

1. Resolution 2021-111

RESOLUTION 2021-111

A RESOLUTION OF THE CITY COUNCIL OF THE CITY OF SOLANA BEACH, CALIFORNIA, APPROVING AN AMENDMENT TO THE AGREEMENT FOR HIGH SPEED INTERNET SERVICES WITH TING FIBER, INC. TO PROVIDE SERVICES AT TWO SATELLITE LIFEGUARD STATIONS

WHEREAS, in October 2020, after a comprehensive Request for Proposal (RFP) process, the City Council authorized the City Manager to execute a Professional Services Agreement (PSA) with Ting Fiber, Inc. (Ting) to provide high speed internet services for several City facilities. The high speed internet services are provided via Multiprotocol Label Switching layer 2 system using the existing fiber optic network constructed by Netly, LLC (Netly) under an Encroachment Maintenance and Removal Agreement (EMRA) that has an effective date of July 5, 2019; and

WHEREAS, the City's current agreement with Ting covers almost all City facilities, including the Marine Safety Center Lifeguard Station at Fletcher Cove. This agreement does not include extension of internet services to the Tide Beach Park and Del Mar Shores satellite lifeguard stations; and

WHEREAS, providing internet services for the two satellite lifeguard stations is highly desirable to enhance communications between the lifeguards on-duty at these stations and the Marine Safety headquarters at Fletcher Cove as well as other City facilities; and

WHEREAS, fiber optic network is currently available along the public roads serving the two subject satellite lifeguard stations. City Staff confirmed extensions of the fiber optic lines from the public right-of-way to the Tide Beach Park and Del Mar Shores satellite lifeguard stations would provide adequate internet services to improve communications between Lifeguards and other City Departments.

NOW, THEREFORE, the City Council of the City of Solana Beach, California, does resolve as follows:

1. That the above recitations are true.
2. That the City Council authorizes the City Manager to execute an amendment to the Professional Services Agreement with Ting Fiber, Inc., in an amount not to exceed \$30,000 for additional internet services at the Tide Beach Park and Del Mar Shores satellite lifeguard stations.
3. That the City Council appropriates \$18,800 in the Sand Replenishment TOT fund to the Professional Services expenditure account in FY 2021/22.

4. That the City Council appropriates \$10,800 in the Sand Replenishment TOT fund to the Professional Services expenditure account in FY 2022/23.
5. That the City Council authorizes the City Treasurer to amend the FY 2021/22 and FY 2022/23 Adopted Budget accordingly.

PASSED AND ADOPTED this 22nd day of September, 2021, at a regularly scheduled meeting of the City Council of the City of Solana Beach, California by the following vote:

AYES: Councilmembers
NOES: Councilmembers
ABSTAIN: Councilmembers
ABSENT: Councilmembers

LESA HEEBNER, Mayor

APPROVED AS TO FORM:

ATTEST:

JOHANNA N. CANLAS, City Attorney

ANGELA IVEY, City Clerk



STAFF REPORT

CITY OF SOLANA BEACH

TO: Honorable Mayor and City Councilmembers
FROM: Gregory Wade, City Manager
MEETING DATE: September 22, 2021
ORIGINATING DEPT: City Manager's Department
SUBJECT: **Solana Energy Alliance – Council Consideration of Resolution 2021–114 Authorizing the Attestation of the 2020 Power Source Disclosure Annual Report and 2020 Power Content Labels**

BACKGROUND:

Community Choice Aggregation (“CCA”), authorized by Assembly Bill 117, is a state law that allows cities, counties and other authorized entities to aggregate electricity demand within their jurisdictions in order to purchase and/or generate alternative energy supplies for residents and businesses within their jurisdiction while maintaining the existing electricity provider for transmission and distribution services. The goal of a CCA is to provide a higher percentage of renewable energy electricity at competitive and potentially cheaper rates than existing Investor Owned Utilities (“IOU”s), while giving consumers local choices and promoting the development of renewable power sources and programs and local job growth.

The City of Solana Beach’s (“City”) CCA, Solana Energy Alliance (“SEA”), was established by the City Council through adoption of Ordinance 483 on December 13, 2017 and began serving customers in June 2018. In May 2021, SEA customers were transferred to Clean Energy Alliance (“CEA”), a new CCA formed by the cities of Carlsbad, Del Mar and Solana Beach.

This item is before the City Council to consider adoption of Resolution 2021–114 authorizing the attestation of the 2020 Power Source Disclosure Annual Report and the 2020 Power Content Labels. This action is necessary to comply with the California Energy Commission’s (CEC) Power Source Disclosure Program. The data reflects SEA’s power content during calendar year 2020.

CITY COUNCIL ACTION:

DISCUSSION:

California Public Utilities Code requires all retail sellers of electric energy, including SEA, to disclose “accurate, reliable, and simple-to-understand information on sources of energy” that are delivered to their respective customers. Applicable regulations direct retail sellers to provide such communications prior to October 1st of each year. The format for requisite communications is highly prescriptive, offering little flexibility to retail sellers when presenting such information to customers. This format has been termed the Power Content Label, or PCL, by the CEC. The PCLs (SEA Choice and SEA Green) before the Council is for the 2020 calendar year.

Information presented in the PCL includes the share of total energy supply related to various resource types, including both renewable and conventional fuel sources as well as greenhouse gas emissions intensity of the power supply portfolios. If a retail seller meets a certain percentage of its supply obligation from unspecified resources, the report must identify such purchases as “unspecified sources of power”. Unspecified sources of power refer to electricity that cannot be traced back to a specific generator, such as energy purchased from the market at large or from broadly defined portfolios of generating resources.

During the 2020 calendar year, SEA delivered a substantial portion of its electric energy supply from renewable and carbon free energy sources, including biomass & biowaste, wind and large hydroelectric. For SEA Choice customers, 35% of total energy supply was sourced from renewable, 59.3% from carbon free sources and 14% from unbundled RECs, for a total 94.3% carbon free energy product. For SEA Green customers, 100% of energy deliveries were sourced from renewable energy resources, specifically biomass and biowaste sources. The PCL form is a CEC template, which each retail seller is expected to complete. A copy of SEA’s PCL is attached for reference. In compliance with CEC requirements, the PCL will be mailed to SEA customers in September.

To fulfill its Power Source Disclosure Program reporting obligations for 2020, SEA must also provide the CEC with its Council’s attestation regarding the accuracy of information included in the PCL. Current Power Source Disclosure Program regulations allow public agencies, including SEA, to provide a self-attestation with regard to the accuracy of information reported for its retail electric service offerings.

It is recommended, based on reviews previously completed by Staff and external technical consultants, that City Council attest to the accuracy of information included in the 2020 PCL related to the SEA Choice and SEA Green supply portfolios and adopt Resolution 2021-114.

Upon approval, a copy of this Staff Report and resolution will be forwarded to the CEC, thereby completing SEA’s PCL reporting obligation for the 2020 calendar year.

CEQA COMPLIANCE STATEMENT:

The action being considered by the City Council is exempt from the California Environmental Quality Act (CEQA) because it is not a “project” under Section 15378(b)(5) of CEQA Guidelines.

FISCAL IMPACT:

The cost of mailing the Power Content Label was included in the approved Fiscal Year 2021/22 budget.

WORK PLAN:

Environmental Sustainability – Policy Development – Implement Solana Energy Alliance

OPTIONS:

- Approve Staff recommendations
- Do not approve Staff recommendations
- Provide further direction to Staff

DEPARTMENT RECOMMENDATION:

Staff recommends the City Council adopt Resolution 2021 - 114 attesting to the veracity of information provided in Solana Energy Alliance’s 2020 SEA Choice Power Content Label; SEA Green Power Content Label and SEA’s Power Source Disclosure Report based on Staff and consultant input and review.

CITY MANAGER RECOMMENDATION:

Approve Department Recommendation.



Gregory Wade, City Manager

Attachments:

1. Resolution No. 2021-114 Attesting to the Veracity of Information provided in Solana Energy Alliance’s 2020 SEA Choice Power Content Label; SEA Green Power Content Label and SEA’s Power Source Disclosure Report.
2. 2020 SEA Power Content Label
3. 2020 SEA Choice Power Source Disclosure Report
4. 2020 SEA Green Power Source Disclosure Report

RESOLUTION 2021-114

A RESOLUTION OF THE CITY COUNCIL OF THE CITY OF SOLANA BEACH, CALIFORNIA, ATTESTING TO THE VERACITY OF INFORMATION IN SOLANA ENERGY ALLIANCE'S 2020 POWER CONTENT LABEL AND POWER SOURCE DISCLOSURE REPORT

WHEREAS, the City Council established Solana Energy Alliance through adoption of Ordinance 483 on December 13, 2017; and

WHEREAS, Solana Energy Alliance served customers June 2018 through May 2021; and

WHEREAS, as a load serving entity, Solana Energy Alliance is required to annually prepare a Power Source Disclosure Report and Power Content Label disclosing information on sources of energy; and

WHEREAS, Solana Energy Alliance's 2020 Power Source Disclosure Report and Power Content Label have been prepared in compliance with California Energy Commission requirements.

NOW, THEREFORE, the City Council of the City of Solana Beach does resolve as follows:

1. That the foregoing recitations are true and correct.
2. That the City Council attests to the veracity of information provided in Solana Energy Alliance's 2020 SEA Choice Power Content Label, SEA Green Power Content Label and Power Source Disclosure Report.

PASSED AND ADOPTED this 22nd day of September, 2021, at a regularly scheduled meeting of the City Council of the City of Solana Beach, California by the following vote:

AYES: Councilmembers –
NOES: Councilmembers –
ABSTAIN: Councilmembers –
ABSENT: Councilmembers –

LESA HEEBNER, Mayor

APPROVED AS TO FORM:

ATTEST:

JOHANNA N. CANLAS, City Attorney

ANGELA IVEY, City Clerk

2020 POWER CONTENT LABEL

City of Solana Beach / Solana Energy Alliance

<https://solanaenergyalliance.org/about/PowerSources>

**Greenhouse Gas Emissions Intensity
(lbs CO₂e/MWh)**

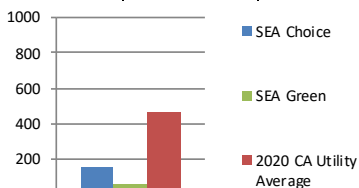
Energy Resources

SEA Choice

SEA Green

**2020 CA
Power Mix**

SEA Choice	SEA Green	2020 CA Utility Average
156	56	466



Eligible Renewable ¹	SEA Choice	SEA Green	2020 CA Power Mix
Eligible Renewable¹	35.0%	100.0%	33.1%
Biomass & Biowaste	24.8%	100.0%	2.5%
Geothermal	0.0%	0.0%	4.9%
Eligible Hydroelectric	0.0%	0.0%	1.4%
Solar	0.0%	0.0%	13.2%
Wind	10.3%	0.0%	11.1%
Coal	0.0%	0.0%	2.7%
Large Hydroelectric	59.3%	0.0%	12.2%
Natural Gas	0.0%	0.0%	37.1%
Nuclear	0.0%	0.0%	9.3%
Other	0.0%	0.0%	0.2%
Unspecified Power²	5.7%	0.0%	5.4%
TOTAL	100.0%	100.0%	100.0%

Percentage of Retail Sales Covered by Retired Unbundled RECs ³ :	SEA Choice	SEA Green	2020 CA Power Mix
	14%	0%	

¹The eligible renewable percentage above does not reflect RPS compliance, which is determined using a different methodology.

²Unspecified power is electricity that has been purchased through open market transactions and is not traceable to a specific generation source.

³Renewable energy credits (RECs) are tracking instruments issued for renewable generation. Unbundled renewable energy credits (RECs) represent renewable generation that was not delivered to serve retail sales. Unbundled RECs are not reflected in the power mix or GHG emissions intensities above.

For specific information about this electricity portfolio, contact:

City of Solana Beach / Solana Energy Alliance
(858) 720-4422

For general information about the Power Content Label, visit:

<http://www.energy.ca.gov/pcl/>

For additional questions, please contact the California Energy Commission at:

Toll-free in California: 844-454-2906
Outside California: 916-653-0237



A Service of the City of Solana Beach

Solana Energy Alliance

City of Solana Beach
635 S. Highway 101
Solana Beach, CA 92075

PRSR STD
U.S. POSTAGE
PAID
MINUTEMAN
PRESS

ATTACHMENT 2

2020 POWER SOURCE DISCLOSURE ANNUAL REPORT For the Year Ending December 31, 2020

Retail suppliers are required to use the posted template and are not allowed to make edits to this format. Please complete all requested information.

GENERAL INSTRUCTIONS

RETAIL SUPPLIER NAME	
	City of Solana Beach d/b/a Solana Energy Alliance
ELECTRICITY PORTFOLIO NAME	
	SEA Choice
CONTACT INFORMATION	
NAME	Gregory Wade
TITLE	City Manager
MAILING ADDRESS	635 S. Highway 101
CITY, STATE, ZIP	Solana Beach, CA 92075
PHONE	858-720-2431
EMAIL	gwade@cosb.org
WEBSITE URL FOR PCL POSTING	https://solanaenergyalliance.org/your-options/sea-choice/

Submit the Annual Report and signed Attestation in PDF format with the Excel version of the Annual Report to PSDprogram@energy.ca.gov. Remember to complete the Retail Supplier Name, Electricity Portfolio Name, and contact information above, and submit separate reports and attestations for each additional portfolio if multiple were offered in the previous year.

NOTE: Information submitted in this report is not automatically held confidential. If your company wishes the information submitted to be considered confidential an authorized representative must submit an application for confidential designation (CEC-13), which can be found on the California Energy Commissions's website at <https://www.energy.ca.gov/about/divisions-and-offices/chief-counsels-office>.

If you have questions, contact Power Source Disclosure (PSD) staff at PSDprogram@energy.ca.gov or (916) 639-0573.

INTRODUCTION

Retail suppliers are required to submit separate Annual Reports for each electricity portfolio offered to California retail consumers in the previous calendar year. Enter the Retail Supplier Name and Electricity Portfolio Name at the top of Schedule 1, Schedule 2, Schedule 3, and the Attestation.

A complete Annual Report includes the following tabs:

PSD Intro
Instructions
Schedule 1 - Procurements and Retail Sales
Schedule 2 - Retired Unbundled Renewable Energy Credits (RECs)
Schedule 3 - Annual Power Content Label Data
GHG Emissions Factors
Asset-Controlling Supplier (ACS) Procurement Calculator
PSD Attestation

INSTRUCTIONS

Schedule 1: Procurements and Retail Sales

Retail suppliers of electricity must complete this schedule by entering information about all power procurements and generation that served the identified electricity portfolio covered in this filing in the prior year. The schedule is divided into sections: directly delivered renewables, firmed-and-shaped imports, specified non-renewables, and procurements from ACSs. Insert additional rows as needed to report all procurements or generation serving the subject product. Provide the annual retail sales for the subject product in the appropriate space. At the bottom of Schedule 1, provide the retail suppliers' other electricity end-uses that are not retail sales, such as transmission and distribution losses. Retail suppliers shall submit a purchase agreement or ownership arrangement documentation substantiating that any eligible firmed-and-shaped product for which it is claiming an exclusion was executed prior to January 1, 2019. **Any retail supplier that offered multiple electricity portfolios in the prior year must submit separate Annual Reports for each portfolio offered.**

Specified Purchases: A Specified Purchase refers to a transaction in which electricity is traceable to specific generating facilities by any auditable contract trail or equivalent, such as a tradable commodity system, that provides commercial verification that the electricity claimed has been sold once and only once to retail consumers. Do not enter data in the grey fields. For specified purchases, include enter following information for each line item:

Facility Name - Provide the name used to identify the facility.

Fuel Type - Provide the resource type (solar, natural gas, etc.) that this facility uses to generate electricity.

Location - Provide the state or province in which the facility is located.

Identification Numbers - Provide all applicable identification numbers from the Western Renewable Energy Generation Information System (WREGIS), the Energy Information Agency (EIA), and the California Renewables Portfolio Standard (RPS).

Gross Megawatt Hours Procured - Provide the quantity of electricity procured in MWh from the generating facility.

Megawatt Hours Resold - Provide the quantity of electricity resold at wholesale.

Unspecified Power: Unspecified Power refers to electricity that is not traceable to specific generation sources by any auditable contract trail or equivalent, or to power purchases from a transaction that expressly transferred energy only and not the RECs associated from a facility. **Do not enter procurements of unspecified power.** The schedule will calculate unspecified power procurements automatically.

Schedule 2: Retired Unbundled RECs

Complete this schedule by entering information about unbundled REC retirements in the previous calendar year.

Schedule 3: Annual Power Content Label Data

This schedule is provided as an automated worksheet that uses the information from Schedule 1 to calculate the power content and GHG emissions intensity for each electricity portfolio. The percentages calculated on this worksheet should be used for your Power Content Label.

ACS Resource Mix Calculator

Retail suppliers may report specified purchases from ACS system power if the ACS provided its fuel mix of its specified system mix to the Energy Commission. Use the calculator to determine the resource-specific procurement quantities, and transfer them to Schedule 1.

GHG Emissions Factors

This tab will be displayed for informational purposes only; it will not be used by reporting entities, since the emissions factors below auto-populate in the relevant fields on Schedules 1 & 3.

Attestation

This template provides the attestation that must be submitted with the Annual Report to the Energy Commission, stating that the information contained in the applicable schedules is correct and that the power has been sold once and only once to retail consumers. This attestation must be included in the package that is transmitted to the Energy Commission. Please provide the complete Annual Report in Excel format and the complete Annual Report with signed attestation in PDF format as well.

2020 POWER SOURCE DISCLOSURE ANNUAL REPORT
SCHEDULE 1: PROCUREMENTS AND RETAIL SALES
For the Year Ending December 31, 2020
SOLANA ENERGY ALLIANCE
SEA CHOICE

Instructions: Enter information about power procurements underlying this electricity portfolio for which your company is filing the Annual Report. Insert additional rows as needed. All fields in white should be filled out. **Fields in grey auto-populate as needed and should not be filled out.** For EIA IDs for unspecified power or specified system mixes from asset-controlling suppliers, enter "unspecified", "BPA," "Powerex," or "Tacoma" as applicable. For specified procurements of ACS power, use the ACS Procurement Calculator to calculate the resource breakdown comprising the ACS system mix. **Procurements of unspecified power must not be entered as line items below; unspecified power will be calculated automatically in cell N9.** Unbundled RECs must not be entered on Schedule 1; these products must be entered on Schedule 2. At the bottom portion of the schedule, provide the other electricity end-uses that are not retail sales including, but not limited to transmission and distribution losses or municipal street lighting. Amounts should be in megawatt-hours.

Retail Sales (MWh)	55,650
Net Specified Procurement (MWh)	52,499
Unspecified Power (MWh)	3,151
Procurement to be adjusted	-
Net Specified Natural Gas	-
Net Specified Coal & Other Fossil Fuels	-
Net Specified Nuclear, Large Hydro, Renewables, and ACS Power	52,499
GHG Emissions (excludes grandfathered emissions)	3,928
GHG Emissions Intensity (in MT CO _{2e} /MWh)	0.0706

DIRECTLY DELIVERED RENEWABLES													
Facility Name	Fuel Type	State or Province	WREGIS ID	RPS ID	N/A	EIA ID	Gross MWh Procured	MWh Resold	Net MWh Procured	Adjusted Net MWh Procured	GHG Emissions Factor (in MT CO _{2e} /MWh)	GHG Emissions (in MT CO _{2e})	N/A
Clearwater Paper Corporation - #3 turbine generator	Biomass & biowaste	OR	W128	60533A		50637	13,647	2,000	11,647	11,647	0.0252	294	
Clearwater Paper Corporation - #4 turbine generator	Biomass & biowaste	OR	W129	60533A		50637	2,140	-	2,140	2,140	0.0252	54	
											#N/A		
											#N/A		
											#N/A		
											#N/A		
											#N/A		
											#N/A		
											#N/A		
											#N/A		

FIRMED-AND-SHAPED IMPORTS													
Facility Name	Fuel Type	State or Province	WREGIS ID	RPS ID	EIA ID of REC Source	EIA ID of Substitute Power	Gross MWh Procured	MWh Resold	Net MWh Procured	Adjusted Net MWh Procured	GHG Emissions Factor (in MT CO _{2e} /MWh)	GHG Emissions (in MT CO _{2e})	Eligible for Grandfathered Emissions?
Elkhorn Valley Wind Farm - Elkhorn Valley Wind Farm	Wind	OR	W186	61034A	56623	60768	1,752	1,560	192	192	0.4088	78	
Elkhorn Valley Wind Farm - Elkhorn Valley Wind Farm	Wind	OR	W186	61034A	56623	59784	1,960	1,870	90	90	0.4254	38	
Elkhorn Valley Wind Farm - Elkhorn Valley Wind Farm	Wind	OR	W186	61034A	56623	58557	9,896	4,658	5,238	5,238	0.4037	2,114	
Elkhorn Valley Wind Farm - Elkhorn Valley Wind Farm	Wind	OR	W186	61034A	56623	3883	480	288	192	192	-	-	
Elkhorn Valley Wind Farm - Elkhorn Valley Wind Farm	Wind	OR	W186	61034A	56623	6008	216	216	-	-	-	-	
Elkhorn Valley Wind Farm - Elkhorn Valley Wind Farm	Wind	OR	W186	61034A	56623	55282	2,454	2,454	-	-	0.39229	-	
Elkhorn Valley Wind Farm - Elkhorn Valley Wind Farm	Wind	OR	W186	61034A	56623	Unspecified Power	138	138	-	-	0.42800	-	
											#N/A		
											#N/A		
											#N/A		
											#N/A		

SPECIFIED NON-RENEWABLE PROCUREMENTS													
Facility Name	Fuel Type	State or Province	N/A	N/A	N/A	EIA ID	Gross MWh Procured	MWh Resold	Net MWh Procured	Adjusted Net MWh Procured	GHG Emissions Factor (in MT CO _{2e} /MWh)	GHG Emissions (in MT CO _{2e})	N/A
Mid-C Hydro - Rock Island (Chelan County PUD)	Large hydro	WA				6200	14,798	-	14,798	14,798	-	-	
Mid-C Hydro - Rocky Reach (Chelan County PUD)	Large hydro	WA				3883	2,931	-	2,931	2,931	-	-	
Mid-C Hydro - Priest Rapids & Wanapum Dams (Grant County PUD)	Large hydro	WA				3887	15,271	-	15,271	15,271	-	-	
											#N/A		
											#N/A		
											#N/A		
											#N/A		
											#N/A		

PROCUREMENTS FROM ASSET-CONTROLLING SUPPLIERS													
Facility Name	Fuel Type	N/A	N/A	N/A	N/A	EIA ID	Gross MWh Procured	MWh Resold	Net MWh Procured	Adjusted Net MWh Procured	GHG Emissions Factor (in MT CO _{2e} /MWh)	GHG Emissions (in MT CO _{2e})	N/A
											#N/A		
											#N/A		
											#N/A		
											#N/A		

END USES OTHER THAN RETAIL SALES	MWh

2020 POWER SOURCE DISCLOSURE ANNUAL REPORT
SCHEDULE 3: POWER CONTENT LABEL DATA
For the Year Ending December 31, 2020
SOLANA ENERGY ALLIANCE
SEA CHOICE

Instructions: No data input is needed on this schedule. Retail suppliers should use these auto-populated calculations to fill out their Power Content Labels.

	Adjusted Net Procured (MWh)	Percent of Total Retail Sales
Renewable Procurements	19,499	35.0%
Biomass & Biowaste	13,787	24.8%
Geothermal	-	0.0%
Eligible Hydroelectric	-	0.0%
Solar	-	0.0%
Wind	5,712	10.3%
Coal	-	0.0%
Large Hydroelectric	33,000	59.3%
Natural gas	-	0.0%
Nuclear	-	0.0%
Other	-	0.0%
Unspecified Power	3,151	5.7%
Total	55,650	100.0%

Total Retail Sales (MWh)	55,650
---------------------------------	---------------

GHG Emissions Intensity (converted to lbs CO₂e/MWh)	156
---	------------

Percentage of Retail Sales Covered by Retired Unbundled RECs	14.5%
---	--------------

INDEX OF GENERATOR-SPECIFIC GHG EMISSIONS FACTORS

Instructions: This tab is for informational purposes only; it will not be used by reporting entities, since the emissions factors below auto-populate in the relevant fields on Schedules 1 & 3.

Facility Name	EIA ID or Proxy ID	GHG Emissions Factor (in MT CO ₂ e/MWh)
Bonneville Power Administration (Asset-Controlling Supplier)	BPA	0.0117
Powerex (Asset-Controlling Supplier)	Powerex	0.0342
Tacoma Power (Asset-Controlling Supplier)	Tacoma Power	0.0168
Unspecified Power	Unspecified Power	0.4280
AES Alamitos, LLC	315	0.6983
AES Huntington Beach, LLC	335	0.5893
AES Redondo Beach LLC	356	0.8753
Air Products Wilmington Hydrogen Plant	55557	4.2229
Algonquin Power Sanger, LLC	57564	0.3870
LAR ARCO Watson Cogeneration	50216	0.8254
LAR Tesoro Equilon Los Angeles Refining	50530	0.8254
Calciner	10601	1.1029
Badger Creek Limited	10650	0.4983
Bear Mountain Limited	10649	0.4941
Biola University	54296	0.2248
Blythe Energy	55295	0.4281
Braun Medical Inc	50200	0.4900
California State University, Channel Islands	50851	2.1993
CP Kelco San Diego	52147	0.4965

CalEnergy Operating Corporation - J J Elmore - Geothermal	10634	0.0211
CalEnergy Operating Corporation - J M Leathers - Geothermal	10631	0.0659
CalEnergy Operating Corporation - Region 1 - Geothermal	10878	0.0650
CalEnergy Operating Corporation - Region 1 - Geothermal	10879	0.0650
CalEnergy Operating Corporation - Region 1 - Geothermal	10759	0.0650
CalEnergy Operating Corporation - Region 1 - Geothermal	54996	0.0650
CalEnergy Operating Corporation - Region 1 - Geothermal	55983	0.0650
CalEnergy Operating Corporation - Region 2 - Geothermal	55984	0.0572
CalEnergy Operating Corporation - Region 2 - Geothermal	10632	0.0572
CalEnergy Operating Corporation - Region 2 - Geothermal	50210	0.0572
Midway Peaking, LLC	56639	0.6231
CalPeak Power - Enterprise	55513	0.5810
California Institute of Technology (CalTech)	10262	0.2605
California Power Holdings, LLC-Chowchilla Facility, 95360	56185	0.5521
California Power Holdings, LLC-Red Bluff Facility, 96080	56184	0.5548
California State University, San Diego	50061	0.4499

California State University, San Jose	10548	0.5309
Calpine - CCFC Sutter Energy, LLC	55112	0.3887
Calpine - Delta Energy Center, LLC	55333	0.3882
Calpine - Gilroy Cogen, L.P., Gilroy Cogen_Peaker	55810	0.5283
ProEnergy - Greenleaf Energy Unit 2, LLC	10349	0.4094
Calpine - King City Cogen, LLC, King City Cogen_Peaker	10294	0.4423
Calpine - Los Esteros Critical Energy Facility, LLC	55748	0.4524
Calpine - Los Medanos Energy Center, LLC	55217	0.3501
Calpine - Metcalf Energy Center, LLC	55393	0.3885
Calpine - O.L.S. Energy - Agnews Inc. 95134	50748	0.5499
Calpine - Otay Mesa Energy Center	55345	0.3900
Calpine - Pastoria Energy Facility L.L.C.	55656	0.3756
Carson Hybrid Energy Storage LLC	10169	0.4657
Chalk Cliff Limited	50003	0.4102
Chevron Products Company - El Segundo Refinery, 90245	10213	2.4441
Chevron Products Company - Richmond Refinery, 94802	52109	1.5618
City of Anaheim, Combustion Turbine Generator	7693	0.5105
Civic Center Cogen, LA County	10623	0.2636
Phillips 66 Company - San Francisco Refinery	50119	0.7175

Phillips 66 Company - San Francisco Carbon Plant	50388	2.0184
Phillips 66 Company - Los Angeles Refinery - Wilmington Plant	54451	1.6196
Phillips 66 Company - Santa Maria Refinery	56284	40.1235
Coso Energy Developers (BLM E&W) - Geothermal	10875	0.3995
Coso Finance Partners (Navy I) - Geothermal	10873	0.1641
Coso Power Developers (Navy II) - Geothermal	10874	0.3240
Crockett Cogeneration Project, LP	55084	0.3296
Grade 6 Oil, LLC	54410	1.0260
Double C Limited	50493	0.5430
Dynegy Moss Landing, LLC	260	0.3717
Dynegy Oakland, LLC.	6211	1.1267
E.F. Oxnard LLC	10776	0.4202
City of Colton - Generation	55951	0.6066
Torrance Refinery	50624	7.5526
Frito Lay - Kern Plant	10110	1.2355
Hanford Energy Park Peaker	55698	0.6612
Henrietta Peaker Plant	55807	0.6082
Goal Line LP, 92025	54749	0.9196
Grayson Power Plant	377	0.8372
High Desert Power Project, LLC	55518	0.4072
High Sierra Limited	50495	0.5477
Imperial Irrigation District (IID), El Centro Generating Station	389	0.4497
Imperial Irrigation District (IID), Niland Gas Turbine Plant	56569	0.5336
Inland Empire Energy Center, LLC.	55853	0.4111
New-Indy Oxnard LLC	57585	0.3069

KES Kingsburg L.P.-- Kingsburg Cogeneration Facility	10405	0.5099
Kern Front Limited	50494	0.5559
Kern River Cogeneration Facility	10496	0.3190
Kimberly Clark Worldwide Inc.	58083	0.3785
Kyocera International Inc.	10720	0.6923
La Paloma Generating Plant GHG	55151	0.3952
Bridge Energy, LLC	56090	1.0777
Live Oak Limited	54768	0.4953
Loma Linda University	10206	0.3598
Los Angeles Department of Water & Power-Harbor Generating Station (LADWP)	399	0.5127
Los Angeles Department of Water & Power-Haynes Generating Station (LADWP)	400	0.4051
Los Angeles Department of Water & Power- Scattergood Generating Station (LADWP)	404	0.4210
Los Angeles Department of Water & Power-Valley Generating Station (LADWP)	408	0.3860
Luz Solar Partners LTD	10439	0.0142
Luz Solar Partners LTD	10440	0.0142
Luz Solar Partners LTD	10441	0.0142
Luz Solar Partners LTD	10442	0.0142
Luz Solar Partners LTD	10443	0.0142
Luz Solar Partners LTD VIII & IX	10444	0.0909
Luz Solar Partners LTD VIII & IX	10446	0.0909
Malaga Power, LLC	56239	0.5738
Malburg Generating Station	56041	0.4320

Martinez Cogen Limited Partnership	10342	0.3281
McKittrick Limited	50612	0.4080
Midway-Sunset Cogeneration	52169	0.2298
Modesto Irrigation District (MID) - Woodland Generation Station, 95351	7266	0.4644
Modesto Irrigation District - Ripon Generation Station, 95366	56135	0.5940
NRG Energy - El Segundo	330	0.4712
NRG Energy - El Segundo	57901	0.4712
NRG Energy - Long Beach	341	0.9008
OLS Energy Chino	50850	1.7717
New-Indy Ontario, LLC Linerboard Mill	10427	0.4867
Ormat Nevada, Inc./ GEM 2 & 3 - Geothermal	54038	0.1244
Ormat Nevada, Inc./ GEM 2 & 3 - Geothermal	10763	0.1244
Ormond Beach Power, LLC	350	0.6373
PG&E Gateway Generating Station	56476	0.3846
PG&E Humboldt Bay Generating Station	246	0.4669
Panoche Energy Center, LLC	56803	0.5033
Pasadena Water and Power, Glenarm	422	0.6223
Pasadena Water and Power, Glenarm	420	0.6223
Qualcomm, Inc. - Morehouse Facility	59456	0.4204
Qualcomm, Inc. - Pacific Center Facility	59458	0.3124
Qualcomm, Inc. - Pacific Center Facility	59457	0.3124
Redding Electric Utility - Redding Power Generation	7307	0.4559

Eco Services - Dominguez	52064	2.9928
Eco Services - Martinez	52063	0.8230
Riverside Public Utilities - Riverside Energy Resource Center	56143	0.5923
SDG&E - Miramar Energy Facility	56232	0.5476
SDG&E - Palomar Energy Center	55985	0.3927
SRI International Cogen Project	50537	0.3403
Sacramento Municipal Utility District (SMUD) , SCA	7551	0.3899
Sacramento Municipal Utility District (SMUD) , SPA	7552	0.4360
Salinas River Cogeneration Facility	50865	0.4231
Searles Valley Minerals Inc.	10684	0.4902
Martinez Refining Company LLC	54912	2.3256
Silicon Valley Power (SVP), City of Santa Clara , Cogen	7232	0.6209
Silicon Valley Power (SVP), City of Santa Clara , DVR	56026	0.4308
Southern California Edison (SCE) - Pebbly Beach	6704	0.7854
Southern California Edison (SCE) - Mountainview	358	0.4010
Sunrise Power Company	55182	0.3766
Sycamore Cogeneration Facility	50134	0.3378
Turlock Irrigation District (TID), Almond Power Plant	7315	0.5703

Turlock Irrigation District/ Walnut Energy Center	56078	0.4498
U.S. Borax, 93516	50115	0.4368
University of California, Irvine	57122	0.3037
University of California, Los Angeles, UCLA	52073	0.2944
University of California, San Diego, UCSD	57584	0.4031
University of California, San Francisco	58198	0.3405
University of California, Santa Cruz, UCSC EH&S Office	50064	0.5088
Valero Refining Company - California, Benicia Refinery and Benicia Asphalt Plant	55851	3.1943
Wildflower Energy, LP - Indigo Generation, LLC	55541	0.5790
Wildflower Energy, LP - Larkspur Energy Facility, LLC	55542	0.5655
Yuba City Cogeneration Partners LP	52186	0.0478
Harbor Cogeneration Company, LLC	50541	0.5977
The P&G Paper Products Co.	50464	0.4138
AltaGas Ripon Energy Inc.	50299	0.5512
Canyon Power Project (CPP)	57027	0.5861
High Sierra Cogeneration	57977	0.3316
CalPeak Power - Border	55510	0.6092
SDG&E - Cuyamaca Peak Energy Plant	55512	0.6108
Tracy Combined Cycle Plant	55933	0.4511
Riverside Public Utilities - Clearwater Facility	56356	0.4666

Chevron AAPG 745 San Joaquin Basin	52086	1.2173
Chevron AAPG 745 San Joaquin Basin	52082	1.2173
Chevron AAPG 745 San Joaquin Basin	52076	1.2173
Chevron AAPG 745 San Joaquin Basin	52107	1.2173
Chevron AAPG 745 San Joaquin Basin	50751	1.2173
Chevron AAPG 745 San Joaquin Basin	52081	1.2173
Chevron AAPG 745 San Joaquin Basin	52085	1.2173
Chevron AAPG 745 San Joaquin Basin	52104	1.2173
California Resources Elk Hills, LLC - 35R Gas Plant	55400	0.7655
PG&E Colusa Generating Station	56532	0.3826
Aera Energy Coastal Basins	55184	3.1410
Southern California Edison (SCE) - Barre Peaker	56474	0.5998
Southern California Edison (SCE) - Center Hybrid	56475	0.5960
Southern California Edison (SCE) - Grapeland Hybrid	56472	0.6161
Southern California Edison (SCE) - Mira Loma Peaker	56473	0.5356
Roseville Electric, Roseville Energy Park	56298	0.4517
CalPeak Power - Panoche, LLC	55508	0.6025
CalPeak Power - Vaca Dixon, LLC	55499	0.5802
Calpine - Gilroy Energy Center, LLC, Feather River	55847	0.6044

Calpine - Gilroy Energy Center, LLC, Riverview Peaker	55963	0.5779
Calpine - Gilroy Energy Center, LLC, Wolfskill Peaker	55855	0.6281
Naval Medical Center - San Diego	50963	0.4348
Orange Grove Energy Center	56914	0.6032
Northern California Power Agency - Geothermal Plant No. 1	7368	0.0457
Northern California Power Agency - Geothermal Plant No. 2	7369	0.0730
California Resources Production Corporation - 760 Los Angeles Basin	56051	0.7249
BWP/MPP Electricity Generating Facilities at 164 W. Magnolia	6013	0.3979
BWP/MPP Electricity Generating Facilities at 164 W. Magnolia	56077	0.3979
BWP/MPP Electricity Generating Facilities at 164 W. Magnolia	56046	0.3979
Escondido Energy Center, LLC	55538	0.5621
El Cajon Energy, LLC	57001	0.6046
Fresno Cogeneration Partners, LP	10156	0.5999
Chula Vista Energy Center	55540	0.9467
Sentinel Peak Resources - SJV Basin Facility	54447	3.8634
Sentinel Peak Resources - SJV Basin Facility	54449	3.8634
Signal Hill Petroleum Facilities	57702	0.8561
Berry Petroleum Company - San Joaquin Basin	50622	1.1155

Berry Petroleum Company - San Joaquin Basin	50170	1.1155
Mariposa Energy LLC	57483	0.5838
Richard J Donovan Correctional Facility	54936	0.0876
Marsh Landing Generating Station	57267	0.6474
Walnut Creek Energy, LLC	57515	0.5165
Sentinel Energy Center, LLC	57482	0.5308
Southern California Edison (SCE) - McGrath Peaker	56471	0.5290
Lodi Energy Center	57978	0.3860
Lodi Energy Center	7449	0.3860
California State University, Fullerton	58169	0.2827
Kaweah Delta Medical Center	10042	816.8080
Saint Agnes Medical Center	54800	0.2157
Houweling Nurseries Oxnard, Inc	58432	0.7032
Olive View Medical Center, Los Angeles County Department of Health Services	10884	0.3418
Rady Children's Hospital San Diego	10175	0.4784
Calpine - Russell City Energy Center	56467	0.3894
Ivanpah Solar Electric Generating System	57074	0.0903
Ivanpah Solar Electric Generating System	57073	0.0903
Ivanpah Solar Electric Generating System	57075	0.0903
Delano Energy Center, LLC	58122	0.6151
Ormat Nevada, Inc. / ORNI 18 North Brawley - Geothermal	56832	0.6186

University of California, Berkeley	50849	0.3340
Pacific Ethanol Madera, LLC	61989	4.1431
ProEnergy - Greenleaf Energy Unit 1, LLC	10350	0.4768
Sharp Grossmont Hospital	10115	0.3039
Pio Pico Energy Center	57555	0.5313
SunSelect Produce (California) Inc	61754	0.9099
Berry Petroleum Company - Placerita	52096	0.3327
Carlsbad Energy Center Project	58847	0.5882
Biomass One, L.P.	10869	0.0355
Clearwater Paper Corp. - Lewiston	50637	0.0252
Desert View Power	10300	0.0395
H. Wilson Sundt Generating Station (formerly Irvington Generating Station)	126	0.6244
Kettle Falls Woodwaste Plant	550	0.0435
Longview Washington Pulp and Paper Mill	54562	0.0347
Loyalton Biomass Cogeneration (ARP)	50111	0.0329
Seneca Sustainable Energy	57457	0.0203
Sierra Pacific Burlington	56406	0.0090
Trans-Jordan Generating Station (Landfill Gas)	56853	0.0032
WestRock - Tacoma (formerly: Simpson Biomass)	57099	0.0235
Weyerhaeuser Longview WA	50187	0.4790
Agua Caliente Solar Project	57373	0.0000
Agua Fria Generating Station	141	0.6964
American Falls Solar	60011	0.0000

American Falls Solar II	60012	0.0000
Apache Generating Station	160	0.8126
Apache Solar	60964	0.0000
Apex Generating Station- Natural Gas Combined Cycle	55514	0.3731
Arlington Valley Energy Facility-Natural Gas Combined Cycle	55282	0.3923
Arlington Valley Solar Project II	57680	0.0000
Arlington Wind Power Project	56855	0.0000
Beaver	8073	0.5322
Bennett Mountain Power	55733	0.5970
Beowawe Power	10287	0.0622
Big Horn II-Wind	57319	0.0000
Big Horn PPM-Wind Power Project	56361	0.0000
Biglow Canyon Wind Farm (Phase 1)	56485	0.0000
Biglow Canyon Wind Farm (Phase 2)	56485	0.0000
Biglow Canyon Wind Farm (Phase 3)	56485	0.0000
Boardman Power Plant	6106	1.1770
Bonanza Power Plant	7790	1.0203
Boundary Hydroelectric Units	6433	0.0000
Box Canyon Dam (WA)	3891	0.0000
Broadview Energy JN, LLC	60145	0.0000
Broadview Energy KW, LLC	60152	0.0000
Brownlee	811	0.0000
Cabinet Gorge	833	0.0000
Caithness Shepherd's Flat - Horseshoe Bend (Wind)	57550	0.0000
Caithness Shepherd's Flat - North Hurlburt (Wind)	57526	0.0000

Caithness Shepherd's Flat - South Hurlburt (Wind)	57549	0.0000
Campbell Hill Windpower Project (Three Buttes Windpower LLC)	57090	0.0000
Carty Generating Station	58503	0.3802
Cedar Creek II	57210	0.0000
Cedar Creek Wind	56371	0.0000
Cedar Point Wind	57315	0.0000
Centennial Hardin (MT)	55749	1.4143
Chehalis	55662	0.3985
Cholla Power Station	113	1.1294
Chuck Lenzie Station	55322	0.4022
CJ Strike	812	0.0000
Clark Station	2322	0.5553
Colgate Powerhouse	454	0.0000
Collierville Hydro	54555	0.0000
Colstrip	6076	1.0518
Coolidge Generation Station	56948	0.5420
Copper Mountain Solar 1 (CM10)	56944	0.0000
Copper Mountain Solar 2 (CMS2)	58017	0.0000
Copper Mountain Solar 3	58915	0.0000
Copper Mountain Solar 4 (CMS4)	59814	0.0000
Coronado Generating Station	6177	1.1649
Cowiltz River Project (Mayfield Dam and Mossyrock Dam)	3917	0.0000
Coyote Springs I	7350	0.3683
Craig	6021	1.0399
Crooked Falls	2181	0.0000
Currant Creek	56102	0.4045
Cushman Hydro Project (Cushman No. 1 Dam and Cushman No. 2 Dam)	3914	0.0000
Dave Johnston	4158	1.1114

Desert Basin Generating Station	55129	0.4264
Desert Star Energy Center (formerly: Eldorado Energy)- Natural Gas Combined Cycle	55077	0.4109
Don A. Campbell (Phase 2) Geothermal Plant	60419	0.0000
Don A. Campbell (Wild Rose) Geothermal Plant	58533	0.0000
Donnells Hydro	415	0.0000
Dunlap I	57299	0.0000
El Cabo Wind	58098	0.0000
Elkhorn Valley Wind Farm	56623	0.0000
Encogen Generating Station	7870	0.4809
Eurus Combine Hills II LLC	57137	0.0000
Evander Andrews Power Complex	7953	0.5843
Ferndale Generating Station	54537	0.4116
Fort Churchill Station	2330	0.6374
Four Corners Power Plant	2442	1.0277
Frank Tracy Station	2336	0.4387
Frederickson Power LP	55818	0.3806
Frederickson PSE	99	1.3726
Fredonia Generating Station	607	0.7850
Gala Solar (Solar Star Oregon II)	61048	0.0000
Galena 2 Geothermal Power Plant	56540	0.0000
Galena 3 Geothermal Power Plant	56541	0.0000
Gila River Power Station - Block 1	59338	0.4209
Gila River Power Station - Block 2	60768	0.4088
Gila River Power Station - Block 3	59784	0.4254

Gila River Power Station - Block 4	55306	0.4209
Glacier Wind Farm (Naturener)	57049	0.0000
Glen Canyon Dam	153	0.0000
Glenrock I	56841	0.0000
Glenrock III	56841	0.0000
Goldendale Generating Station	55482	0.3901
Goodnoe Hills	56666	0.0000
Goshen Phase II LLC	57211	0.0000
Grady Wind Energy Center, LLC	60317	0.0000
Grand View 2 West	60068	0.0000
Grays Harbor Energy	7999	0.3937
Griffith Energy, LLC	55124	0.3898
Harry Allen Station	7082	0.3944
Harvest Wind	57152	0.0000
Hay Canyon Wind	56790	0.0000
Headgate Rock Dam	7179	0.0000
Heber Geothermal	54689	0.0539
Hells Canyon	3013	0.0000
Hermiston	54761	0.4016
Hermiston Power, LLC	55328	0.3949
Higgins Generating Station	55687	0.4205
High Plains	57040	0.0000
High Winds	56075	0.0000
Holter Dam	2186	0.0000
Hoover Dam	154	0.0000
Hopkins Ridge Wind	56255	0.0000
Horse Butte Wind	57890	0.0000
Hunter	6165	0.9796
Huntington	8069	0.9793
ID Solar 1	60445	0.0000
Intermountain Power Project	6481	0.9185
Jim Bridger Total Plant	8066	1.0022
Judith Gap Wind Farm	56377	0.0000
Juniper Canyon Wind	57320	0.0000
Kerr	2188	0.0000
Kings Beach	6518	0.9184

Kittitas Valley Wind Power Project (Sagebrush Power)	56858	0.0000
Klamath Falls Cogeneration	55103	0.4110
Klondike Windpower II	56359	0.0000
Klondike Windpower III	56468	0.0000
Klondike Windpower IIIA	56468	0.0000
Kyrene Generating Station	147	0.3881
Lake Chelan Hydroelectric Facility	6424	0.0000
Lake Side	56237	0.3988
Langley Gulch Power Plant	57028	0.3745
Las Vegas Generating Station	10761	0.4605
Leaning Juniper	56360	0.0000
Leaning Juniper II	57333	0.0000
Limon Wind I	58126	0.0000
Limon Wind II	58127	0.0000
Limon Wind III	59083	0.0000
Linden Wind Energy Project (aka Linden Ranch Wind Farm)	57635	0.0000
Little Falls (WA)	3866	0.0000
Logan Wind Farm	56613	0.0000
Long Lake	3867	0.0000
Lower Baker	3855	0.0000
Lower Snake River Wind Energy Project	57195	0.0000
Lucky Peak Power Plant Project	10014	0.0000
Luning Solar	61084	0.0000
Macho Springs Solar Facility	59010	0.0000
Marengo Wind Farm I	56466	0.0000
Marengo Wind Farm II	56466	0.0000
McFadden Ridge	57039	0.0000
McGinness Hills 3 Geothermal Energy Facility	57446	0.0000
Merwin	3847	0.0000

Mesquite Generating Station - Block 1	58557	0.4037
Mesquite Generating Station - Block 2	55481	0.3874
Mesquite Solar 1	57707	0.0000
Mid-C Hydro - Priest Rapids and Wanapum dams (Grant County PUD)	3887	0.0000
Mid-C Hydro - Rock Island (Chelan County PUD)	6200	0.0000
Mid-C Hydro - Rock Island and Rocky Reach (Chelan County PUD)	3883	0.0000
Mid-C Hydro - Rocky Reach (Chelan County PUD)	3883	0.0000
Mid-C Hydro - Wanapum (Grant County PUD)	3888	0.0000
Mid-C Hydro - Wells (Douglas County PUD)	3886	0.0000
Middle Fork Hydro	425	0.0000
Milford I Wind Farm	57079	0.0000
Milford II Wind Farm	57107	0.0000
Mint Farm Generation Station	55700	0.4019
Moapa Southern Paiute Solar	57859	0.0000
Monroe Street HED	9095	0.0000
Montague Wind Power Facility	58099	0.0000
Murphy Flat Solar	60009	0.0000
Narrows 2 Powerhouse	455	0.0000
Narrows PH	262	0.0000
Naughton	4162	1.0744
Navajo Generating Station	4941	1.0722
Neal Hot Springs Geothermal Plant	58022	0.0000
Nebo Power Station	56177	0.4599
Nine Canyon Wind Project	7936	0.0000
Nine Mile HED	3869	0.0000

Nisqually River Project (Alder Dam and LaGrande Dam)	3913	0.0000
North Valmy Station	8224	1.0228
Northern Colorado Wind I	57290	0.0000
Northern Colorado Wind II	57290	0.0000
NorWest Energy 4 (Bonanza)	62268	0.0000
Noxon Rapids	2199	0.0000
Ocotillo	116	0.7495
Old Lahontan hydropower Plant	6521	0.0000
Orchard Avenue 1 (Yakima- Tieton ID)	50421	0.0000
Orchard Ranch Solar	60010	0.0000
Oxbow (Oregon)	3014	0.0000
Palo Verde Nuclear Generating Station	6008	0.0000
Palouse Wind	57530	0.0000
Parker-Davis Project	447	0.0000
Patua Geothermal	58319	0.0000
Patua Solar Project	58319	0.0000
Pebble Springs	56789	0.0000
Peetz Table Wind Energy	56563	0.0000
Pelton Round Butte	3048	0.0000
Perrin Ranch Wind	58155	0.0000
Pleasant Valley Wind Energy Project	56093	0.0000
Port Westward 1	56227	0.3746
Port Westward 2	58266	0.5535
Post Falls Hydro	835	0.0000
Ralston Hydro	427	0.0000
Red Hawk Power Station CC Natural Gas	55455	0.4446
Richard Burdette Power Plant	56321	0.0000
Rim Rock Wind Farm (Naturener)	57995	0.0000
River Road generating plant (Clark County PUD)	7605	0.3976
Rolling Hills	56842	0.0000

Sage Solar I	62399	0.0000
Sage Solar II	62399	0.0000
Sage Solar III	62399	0.0000
Saguaro	118	0.7374
San Emidio Project	57456	0.0687
San Juan	2451	1.1662
Santan Generating Station	8068	0.4120
Seven Mile Hill I	56843	0.0000
Seven Mile Hill II	56843	0.0000
Silverhawk Station	55841	0.4095
Simcoe Solar	60748	0.0000
Smith Falls Hydro Project	54249	0.0000
Snoqualmie Hydroelectric Project	3860	0.0000
South Point Energy Center, LLC	55177	0.4237
Spring Canyon	56320	0.0000
Spring Valley Wind Project	57192	0.0000
Springerville Generating Station	8223	0.9869
Star Point	57096	0.0000
Steamboat Hills Geothermal	50654	0.0378
Steamboat II	54665	0.0000
Steamboat III	54666	0.0000
Stillwater Wind	61858	0.0000
Sumas Power Plant	54476	0.4488
Sun Peak Generating Station	54854	0.7216
Sundance	55522	0.6299
Swift 1	3850	0.0000
Terra-Gen Dixie Valley	52015	0.0662
Thermo No. 1 Geothermal (Raser Technologies)	57353	0.0000
Thompson Falls Dam	2195	0.0000
Tieton Dam Hydro Electric Project	57496	0.0000
Top of the World	57327	0.0000
Transalta Centralia Generation	3845	1.1357

TS Power Plant	56224	1.0306
Tucannon River Wind Farm	58571	0.0000
Tungsten Mountain Geothermal Energy Facility	60785	0.0000
Turquoise Liberty Solar - Phase 1	62980	0.0000
Twin Buttes	56460	0.0000
Upper Baker	3861	0.0000
Upper Falls Hydro	9096	0.0000
Vansycle II Wind Energy Center	58324	0.0000
Vantage Wind	57188	0.0000
Veyo Heat Recovery Project	60421	0.0000
Voyager Wind II	61582	0.0000
West Phoenix	117	0.4662
West Valley Generation Project	55622	0.5910
White Creek Wind Farm	56487	0.0000
Whitehorn Generating Station	6120	1.5593
Wild Horse Wind	56322	0.0000
Willow Creek Wind	56952	0.0000
Windy Flats Wind Project	57159	0.0000
Windy Point/Flats Project phase 1 (Tuolumne Wind Project)	56702	0.0000
Wolverine Creek	56301	0.0000
Wy'East Solar	61345	0.0000
Yale	3852	0.0000
Yucca	120	0.6711
Yuma Cogeneration Associates	54694	0.5111
Ameresco Chiquita Energy LLC	56898	0.0037
Ameresco Forward LLC	58437	0.0025
Ameresco Half Moon Bay	56895	0.0027
Ameresco Keller Canyon	56897	0.0027

Ameresco San Joaquin LLC	58436	0.0026
Ameresco Santa Cruz	56428	0.0023
Ameresco Vasco Road	58435	0.0026
Ampersand Chowchilla Biomass, LLC, 93610	56706	0.0287
Bowerman Power LFG, LLC	59461	0.0029
Brea Generation, LLC	10648	0.0030
Burney Forest Products	10652	0.0703
City of San Diego, Public Utilities Dept, North City Water Reclamation Plant	60571	0.0397
City of San Diego, Public Utilities Dept, North City Water Reclamation Plant	55602	0.0397
City of San Diego, Public Utilities Dept, Point Loma Treatment Plant	50492	0.0175
Collins Pine Co.	10661	0.0061
DG Fairhaven Power LLC	10052	0.1138
DTE Stockton, LLC	54238	0.0230
East Bay Municipal Utility District	56036	0.0118
East Bay Municipal Utility District	57696	0.0118
G2 Energy Ostrom Road, LLC	57133	0.0029
GenPower Lincon Landfill Power Plant	57362	0.0040
HL Power Company	10777	0.0337
Humboldt Sawmill Company	50049	0.0523
Kiefer Landfill, Department of Waste Management and Recycling	55766	0.0055
LACSD - Calabasas LF	57163	0.0041
LACSD - Joint Water Pollution Control Plant	10091	0.0601
LACSD - Puente Hills Landfill	10472	0.0031

Merced Power, LLC, 95340	56707	0.0290
Miramar - MM and Miramar Energy	55094	0.0043
MM Lopez Energy LLC	55161	0.0027
MM Prima Deshecha Energy LLC	55601	0.0031
MM Tajiguas Energy LLC	55603	0.0031
MM West Covina LLC	54015	0.0064
MM Yolo Power LLC	54567	0.0037
Monterey Regional Waste Management District	10748	2.3341
Mt. Poso Cogeneration Company	54626	0.0326
NOVE Power Plant	50831	0.0051
Orange County Sanitation District - Plant 2	52099	0.0518
Otay Landfill Gas LLC	52204	0.0033
Pacific Ultrapower Chinese	50560	0.0279
Potrero Hills Energy Producers, LLC	59952	0.0027
Rio Bravo Fresno	10767	0.0379
Rio Bravo Rocklin	10772	0.0413
Roseburg Forest Products	56469	0.0113
Sacramento Municipal Utility District (SMUD) , Cosumnes Power Plant	55970	0.3603
San Francisco Southeast Treatment Plant	57971	0.0280
San Marcos Energy LLC	10386	0.0038
Santa Cruz Energy LLC	57876	0.0031
Sierra Pacific Industries (SPI) - Anderson, 96007	59658	0.0101
Sierra Pacific Industries (SPI) - Burney	50110	0.0088
Sierra Pacific Industries (SPI) - Lincoln	10144	0.0112
Sierra Pacific Industries (SPI) - Quincy Division	50112	0.0557

Sierra Pacific Industries (SPI) - Sonora	54517	0.0768
Sonoma County Landfill Gas to Energy	55752	0.0035
Sonoma County Landfill Gas to Energy	55753	0.0035
Sonoma County Landfill Gas to Energy	55880	0.0035
Sunshine Gas Producers, LLC	58429	0.0031
Sycamore Energy LLC	10387	0.0049
Wadham Energy Ltd Partnership	50293	0.0210
Waste Management - Altamont Landfill	50571	0.0050
Waste Management - Redwood Landfill, Inc.	59299	0.0030
Wheelabrator Shasta Energy Company	50881	0.0320
Woodland Biomass Power, LLC	10836	0.0349
Central Contra Costa Sanitary District	57573	1.3297
Covanta - Stanislaus, Inc	50632	1.8204
Encina Water Pollution Control Facility	10026	0.9635
Energy 2001, Placer WRSL	57988	0.9681
John L. Featherstone Plant (Hudson Ranch)	57475	0.0561
Kern Oil Refinery	58100	4.2923
Orange County Sanitation District - Plant 1	50696	0.5731
Pacific Ethanol Stockton, LLC	61027	1418.2784
Sacramento Municipal Utility District (SMUD) , Carson Ice CG	7527	0.4192
San Jose/Santa Clara Regional Wastewater Facility	56080	0.4819

Southeast Resource Recovery Facility (SERRF)	50837	1.9325
Spreckels Sugar Company, Inc.- Brawley	54533	0.1013
85 A	52162	0.0000
85 B	52163	0.0000
Sunshine Valley Solar	59826	0.0000
Windhub Solar A LLC	59878	0.0000
Ponderosa Bailey Creek	10709	0.0000
CA Flats Solar 130, LLC	60033	0.0000
Blackwell Solar Park	59524	0.0000
Montgomery Creek Hydro	55009	0.0000
Ameresco Johnson Canyon	58397	0.5579
Spicer Meadow Project	54554	0.0000
Kettleman Solar -Centaurus	59633	0.0000
Elevation Solar C	59964	0.0000
Frontier Solar LLC	60039	0.0000
Hayworth Solar	59009	0.0000
Western Antelope Blue Sky B	59961	0.0000
Shiloh I Wind Project	56362	0.0000
Midway Solar Farm 1	60336	0.0000
Blythe Solar 110, LLC	60093	0.0000
Calpine - Geysers Unit 5-20	286	0.0363
Calpine - Aidlin Geothermal F	52158	0.0363
Calpine - Sonoma California C	510	0.0363
Calpine - Calistoga Power Pla	50066	0.0363
Dutch Flat 2	413	0.0000
Bowman	50546	0.0000
Atwell Island	58366	0.0000
Avenal Park	57359	0.0000
California Valley Solar Ranch	57439	0.0000
White River Solar	58373	0.0000
Henrietta Solar Project	58975	0.0000
Mojave Solar Project	57331	0.0000
North Star Solar	58713	0.0000
Sand Drag LLC	57361	0.0000
Alpaugh 50	58003	0.0000
Alpaugh North	58002	0.0000
Sun City Project LLC	57360	0.0000
Topaz Solar Farm	57695	0.0000
Hatchet Ridge Wind Project	56654	0.0000
Shiloh IV Wind Project LLC	57725	0.0000
Shiloh Wind Project 2 LLC	56874	0.0000

San Gorgonio Windplant WP	54454	0.0000
Alamo Solar	59469	0.0000
Bayshore Solar C, LLC	60475	0.0000
GPS Cabazon Wind LLC	50552	0.0000
Camanche	537	0.0000
Golden Hills Wind	60049	0.0000
Mesquite Solar 3, LLC	60308	0.0000
Pardee	376	0.0000
RE Tranquillity	59939	0.0000
Ridgetop	54931	0.0000
Algonquin SKIC20 Solar LLC	59412	0.0000
CED Avenal	60077	0.0000
White River Solar 2	58973	0.0000
Westlands Solar PV Farm	58616	0.0000
Morelos del Sol	60007	0.0000
Murphys	261	0.0000
RE Old River One, LLC	58986	0.0000
Orion Solar I	58718	0.0000
RE Astoria 2	59977	0.0000
Rising Tree Wind Farm	57621	0.0000
Shafter Solar LLC	59408	0.0000
Woodmere Solar Farm	59008	0.0000
Solar Star California, XLI, LLC	60591	0.0000
Shaffer	59396	0.0000
Findlay Wind Farm	60015	0.0000
Cape Cod Air Force Station -	58661	0.0000
AV Solar Ranch One	57378	0.0000
Cabazon Wind Partners	56011	0.0000
Cameron Ridge LLC	10586	0.0000
Campo Verde Solar	58467	0.0000
Cottonwood Solar, LLC (City	59087	0.0000
CM48	57205	0.0000
Little Bay	60495	0.0000
O'Neill Creek Solar	63235	0.0000
Venable Solar 1	58289	0.0000
Washington White Post Sola	58135	0.0000
Bluegrass Ridge	56555	0.0000
Heartland Community Colleg	59776	0.0000
Pilgrim Stage Wind Park	56440	0.0000
North Gooding Main Hydro	61688	0.0000
Westside Solar Station	57499	0.0000
Normanskill Hydro Project	50123	0.0000
Echo Wind Park	58121	0.0000
Cummins, Inc	60453	0.0000

Ball Mountain Hydro	59040	0.0000
Gunsight Mountain Wind En	56776	0.0000
Alpine Solar	57295	0.0000
Bridgewater	2719	0.0000
Richland Solar Center	59874	0.0000
Golden Hills North Wind Ene	61222	0.0000
Giffen Solar Park	59522	0.0000
Five Points Solar Park	59523	0.0000
Ameresco Butte County	57771	0.6131
Nimbus	444	0.0000
Lewiston	977	0.0000
Stampede	7066	0.0000
Graeagle	3247	0.0000
Tulloch	416	0.0000
Judge F Carr	442	0.0000
Folsom	441	0.0000
Keswick	443	0.0000
New Melones	6158	0.0000
Shasta	445	0.0000
Spring Creek	450	0.0000
Trinity	451	0.0000
ONeill	446	0.0000
Alameda	7450	0.8963
Lodi	7451	0.8853
Brea Expansion Plant	58007	0.5142
Second Imperial Geothermal	54111	0.0766
Perris	481	0.0000
Valley View	487	0.0000
Anaheim Solar Energy Plant	59416	0.0000
Westside Solar Power PV1	60275	0.0000
San Geronio Farms Wind Fa	50281	0.0000
Garnet Wind Energy Center	57302	0.0000
San Dimas Wash Generating	50233	0.0000
RE Columbia Two, LLC	58990	0.0000
Summer Solar LLC	60280	0.0000
Antelope Big Sky Ranch	60279	0.0000
Kingbird B Solar, LLC	60091	0.0000
Antelope DSR 2	60187	0.0000
Hoover Dam (AZ)	8902	0.0000
Shoreham	2518	1.4073
Lake One	7987	0.5613
TA-Acacia, LLC	59443	0.0000
Bayshore Solar A, LLC	60481	0.0000
Bayshore Solar B, LLC	60474	0.0000

Coram Tehachapi	54750	0.0000
Desert Sunlight 300, LLC	57993	0.0000
Genesis Solar Energy Project	57394	0.0000
North Sky River Energy LLC	58154	0.0000
Portal Ridge Solar C, LLC	60311	0.0000
Western Antelope Blue Sky P	58626	0.0000
CA Flats Solar 150, LLC	60034	0.0000
Cuyama Solar, LLC	60043	0.0000
Gates Solar Station	57892	0.0000
Huron Solar Station	57523	0.0000
Lost Hills/Blackwell	58711	0.0000
RE Astoria	59976	0.0000
Rising Tree Wind Farm II	59235	0.0000
Shiloh III Wind Project LLC	57586	0.0000
West Gates Solar Station	58206	0.0000
Centinela Solar Energy	58430	0.0000
Imperial Solar Energy Center	57490	0.0000
Mountain View III	56112	0.0000
CalRenew-1	56768	0.0000
Cantua Solar Station	57522	0.0000
Diablo Winds LLC	56271	0.0000
Five Points Solar Station	57498	0.0000
FPL Energy Montezuma Wind	57201	0.0000
Guernsey Solar Station	57891	0.0000
Montezuma Wind II	57701	0.0000
Stroud Solar Station	57497	0.0000
Vaca Dixon Solar Station	57041	0.0000
Etiwanda	745	0.0000
Mammoth G1	10480	0.0766
Sunray 2	10437	0.0000
Tehachapi Wind Resource I	10191	0.0000
Tehachapi Wind Resource II	54909	0.0000
Imperial Solar Energy Center	57491	0.0000
Solar Borrego I	57455	0.0000
Ocotillo Express LLC	57514	0.0000
Willow Spring Solar, LLC	60324	0.0000
Voyager Wind IV	61584	0.0000
San Pablo Raceway	62004	0.0000
Alta Wind Energy Center I	57282	0.0000
Alta Wind Energy Center II	57291	0.0000
Difwind Farms Ltd V	54685	0.0000
Voyager Wind I	60594	0.0000
Terra-Gen 251 Wind LLC	52161	0.0000
Oak Creek Energy Systems I	50754	0.0000

Painted Hills Wind Park	50533	0.0000
Ridgetop Energy LLC	10597	0.0000
RE Rosamond One LLC	58498	0.0000
Mojave 5	52144	0.0000
Victory Garden (Tehachapi)	50532	0.0000
Whitewater Hill Wind Partne	56012	0.0000
Windpark Unlimited 1	10027	0.0000
Windpark Unlimited 2	60321	0.0000
CTV Power Purchase Contract	54300	0.0000
Desert Wind Farm, LLC	59968	0.0000
Dion R Holm	380	0.0000
Moccasin	381	0.0000
Bonneville	3075	0.0000
Sunset Reservoir North Basin	57559	0.0000
Colton Solar One, LLC	59597	0.0000
Colton Solar Two, LLC	59598	0.0000
Davis Dam	152	0.0000
Mammoth G2	10481	0.0766
Rock Creek	275	0.0000
A G Wishon	293	0.0000
Alta Powerhouse	214	0.0000
Big Creek Water Works	10282	0.0000
Chili Bar	225	0.0000
Coleman PH	227	0.0000
Cow Creek	229	0.0000
De Sabla	232	0.0000
Deer Creek PH	233	0.0000
Dutch Flat	237	0.0000
El Dorado	238	0.0000
Halsey	241	0.0000
Hat Creek 2	244	0.0000
Kelly Ridge	418	0.0000
Kilarc	253	0.0000
Newcastle	632	0.0000
Oak Flat	626	0.0000
Phoenix	264	0.0000
Potter Valley	274	0.0000
Rollins	34	0.0000
San Joaquin No. 1	278	0.0000
Sly Creek	776	0.0000
South	280	0.0000
Spaulding 1	281	0.0000
Spring Gap	284	0.0000
Three Forks Water Power Pr	54308	0.0000

Toadtown	714	0.0000
Volta 1	290	0.0000
Volta 2	180	0.0000
West Point PH	291	0.0000
Wise	292	0.0000
Oro Loma	59915	0.0000
Imperial Valley Solar, LLC	56917	0.0000
Silver State Solar Power Sout	58644	0.0000
Desert Sunlight 250, LLC	58542	0.0000
Aspiration G	59737	0.0000
Lost Hills Solar LLC	58712	0.0000
San Joaquin Solar	60678	0.0000
Alta Wind X	58394	0.0000
Alta Wind XI	58395	0.0000
Rising Tree Wind Farm III	59236	0.0000
Box Canyon Dam	50179	0.0000
Alta Wind Energy Center III	57292	0.0000
Alta Wind Energy Center IV	57293	0.0000
Alta Wind Energy Center V	57294	0.0000
Vasco Winds	57700	0.0000
Mustang Hills LLC	57833	0.0000
Alta Wind VIII	57835	0.0000
Giffen	57521	0.0000
Windstar 1	57774	0.0000
Pinyon Pine II	57837	0.0000
Pinyon Pine I	57834	0.0000
RE Kansas South LLC	58148	0.0000
Corcoran Solar	58374	0.0000
Cottage Street Solar Facility	58568	0.0000
Solar Star 1	58388	0.0000
Solar Star 2	58389	0.0000
RE Kansas Solar, LLC	58985	0.0000
RE Kent South, LLC	58991	0.0000
CID Solar, LLC	59183	0.0000
Regulus Solar Project	57650	0.0000
Bakersfield PV 1	61117	0.0000
Quinto Solar PV Project	59339	0.0000
Stateline Solar	58646	0.0000
Whitney Point Solar	60975	0.0000
W R Gianelli	448	0.0000
Tacoma	6206	0.0000
Drop 1	585	0.0000
Drop 2 (CA)	385	0.0000
Drop 3 (CA)	386	0.0000

Drop 4	387	0.0000
Drop 5	314	0.0000
East Highline	586	0.0000
Pilot Knob	388	0.0000
Imperial Valley Solar Compat	58062	0.0000
Heber Solar	58398	0.0000
Duke Building 98	59433	0.0000
Coachella	6060	0.8642
Rockwood	7824	0.9333
Western Antelope Dry Ranch	58627	0.0000
Big Pine Creek	391	0.0000
Control Gorge	393	0.0000
Cottonwood	394	0.0000
Foothill	396	0.0000
Franklin (CA)	397	0.0000
Middle Gorge	401	0.0000
Pleasant Valley Hydro	402	0.0000
San Fernando	403	0.0000
San Francisquito 1	6479	0.0000
San Francisquito 2	6480	0.0000
Sepulveda Canyon	316	0.0000
Upper Gorge	407	0.0000
McGinness Hills 3	61912	0.0766
Ormesa Geothermal	50762	0.0766
Hecate Energy Beacon Solar	59315	0.0000
Beacon Solar Plant Site 2	59309	0.0000
Hecate Energy Beacon Solar	59316	0.0000
Hecate Energy Beacon Solar	59317	0.0000
Beacon Solar Plant Site 5	59308	0.0000
Owens Valley Solar Project 1	60953	0.0000
Munro Valley Solar	60412	0.0000
Port of LA Solar FiT Project	61319	0.0000
Xebec 1	62286	0.0000
USPS PV	61250	0.0000
CFW Solar X LLC - Vaughn	62378	0.0000
Westmont 301	61593	0.0000
Westmont 401	61594	0.0000
RE Barren Ridge 1	60389	0.0000
Springbok Solar Farm 1	59532	0.0000
Springbok Solar Farm 2	59840	0.0000
Adelanto Solar Project	57305	0.0000
Pine Tree Solar Project	57306	0.0000
Manzana Wind LLC	57484	0.0000
Pine Tree Wind Power Project	56433	0.0000

Castaic	392	0.0000
Cottonwood Solar, LLC (Goos)	59086	0.0000
Marin Clean Energy Solar On	61013	0.0000
RE Mustang LLC	59150	0.0000
Mustang Two	62015	0.0000
Voyager Wind III	61583	0.0000
Antelope Expansion 2	61264	0.0000
Blythe Solar II, LLC	60092	0.0000
Wistaria Ranch Solar	61750	0.0000
Green Power I	55396	0.0000
G2 Energy Hay Rd	58320	0.5467
Great Valley Solar Portfolio H	59940	0.0000
Hat Creek 1	243	0.0000
Parker	428	0.0000
Mesquite Solar 2, LLC	60307	0.0000
North Rosamond Solar LLC	59879	0.0000
Panoche Valley Solar Farm	57340	0.0000
RE Garland	60233	0.0000
Frankenheimer Power Plant	50219	0.0000
Woodward Power Plant	50218	0.0000
Spaulding 2	282	0.0000
Spaulding 3	283	0.0000
Tule Wind LLC	57913	0.0000
Terra-Gen VG Wind LLC	56570	0.0000
New Hogan Power Plant	50755	0.0000
Axium Modesto Solar	58039	0.0000
Stone Drop	499	0.0000
Don Pedro	439	0.0000
McClure	151	1.1685
Klondike Wind Power	55871	0.0000
Mesa Wind Power Corp	50535	0.0000
Balch 2	218	0.0000
Belden	219	0.0000
James B Black	249	0.0000
Caribou 2	223	0.0000
Cresta	231	0.0000
Haas	240	0.0000
Kerckhoff 2	682	0.0000
Pit 3	266	0.0000
Pit 4	267	0.0000
Pit 5	268	0.0000
Poe	272	0.0000
Stanislaus	285	0.0000
Coram Energy LLC	54299	0.0000

Rancho Penasquitos	56615	0.0000
TPC Windfarms LLC	54647	0.0000
Hamilton Branch	242	0.0000
Lime Saddle	255	0.0000
San Joaquin 2	276	0.0000
Monticello Dam	7646	0.0000
Haypress	10253	0.0000
Forks of Butte Hydro Project	50350	0.0000
Muck Valley Hydroelectric	10458	0.0000
Monterey One Water	54951	0.2887
Rio Bravo Hydro Project	50037	0.0000
Olsen	50180	0.0000
Burney Creek	10706	0.0000
Cove Hydroelectric	10707	0.0000
Deadwood Creek	7507	0.0000
ABEC #2 dba West-Star Dairy	61501	0.6615
ABEC #3 dba Lakeview Dairy	61502	0.6516
ABEC #4 dba CE&S Dairy	61503	0.6472
Baker Creek Hydroelectric	59428	0.0000
Bakersfield 111	59948	0.0000
Bear Creek Solar	58508	0.0000
Cloverdale Solar I	58949	0.0000
Hollister Solar LLC	59268	0.0000
Merced Solar LLC	59265	0.0000
Mission Solar LLC	59267	0.0000
Enerparc CA1 LLC	59122	0.0000
Enerparc CA2, LLC	59978	0.0000
Sonora 1	58578	0.0000
CSU Fresno Solar Project	56813	0.0000
Castor Solar	60277	0.0000
Shasta Solar Farm	58814	0.0000
Kettleman Solar Project	58510	0.0000
Kingsburg Solar	58304	0.0000
La Joya Del Sol	58118	0.0000
Lemoore 1	60142	0.0000
Lost Creek I	10708	0.0000
Madera 1 PV	61421	0.0000
Gosselin Hydro Plant	10128	0.0000
Sun Harvest Solar NDP1	59687	0.0000
Nickel 1 Solar Facility	58034	0.0000
Combie South	846	0.0000
Scott Flat	839	0.0000
Oakley Solar Project	58376	0.0000
2127 Harris Solar Project	58919	0.0000

2097 Helton Solar Project	58920	0.0000
2081 Terzian Solar Project	58918	0.0000
Putah Creek Solar Farm	59550	0.0000
Site 980 65	50322	0.0000
Cold Canyon 1	58379	0.6135
Vintner Solar	58509	0.0000
Grassland 3&4 Solar Project	58204	0.0000
Zero Waste Energy Developr	60220	0.3875
Nelson Creek	50223	0.0000
Verwey-Hanford Dairy Diges	62418	0.7183
Verwey-Hanford Dairy Diges	62419	0.7306
Bakersfield Industrial PV 1	61118	0.0000
Delano Land 1	61116	0.0000
Manteca Land PV	61115	0.0000
Merced 1 PV	61420	0.0000
Redwood 4 Solar Farm	60490	0.0000
ABEC Bidart-Old River LLC	58699	0.7344
Corcoran Solar 3	59900	0.0000
Columbia Solar Energy, LLC	59979	0.0000
Brookfield Tehachapi 1	57962	0.0000
Eagle Creek	63078	0.0000
Kekawaka Power House	54654	0.0000
NextEra Westside PV	60981	0.0000
Diablo Canyon	6099	0.0000
Balch 1	217	0.0000
Bucks Creek	220	0.0000
Butt Valley	221	0.0000
Caribou 1	222	0.0000
Drum 1	235	0.0000
Drum 2	236	0.0000
Electra	239	0.0000
Kings River PH	254	0.0000
Pit 1	265	0.0000
Pit 6	269	0.0000
Pit 7	270	0.0000
Salt Springs	279	0.0000
Tiger Creek	287	0.0000
Forbestown	417	0.0000
Chicago Park	412	0.0000
CSU East Bay	57042	0.3419
SF State University	57043	0.3021
South Belridge Cogeneration	50752	0.3150
Coalinga Cogeneration Facilit	50750	0.2538
Oroville Cogeneration LP	54477	0.2710

Adams Solar Center	61496	0.0000
Ashton	825	0.0000
Bear Creek Solar Center	61281	0.0000
Bend	6484	0.0000
Big Fork	6459	0.0000
Blundell	299	0.0766
Bly Solar Center	62272	0.0000
Clearwater 1	3020	0.0000
Clearwater 2	3021	0.0000
Copco 1	294	0.0000
Copco 2	295	0.0000
Cutler Hydro	3646	0.0000
Eagle Point	3024	0.0000
Elbe Solar Center	61497	0.0000
Enterprise Solar, LLC	59386	0.0000
Fall Creek	296	0.0000
Fish Creek	3026	0.0000
Foote Creek I	55607	0.0000
Foote Creek II	55608	0.0000
Foote Creek III	55609	0.0000
Granite	3651	0.0000
Gunlock	7069	0.0000
Iron Gate	297	0.0000
Last Chance	987	0.0000
Latigo Wind Park	59965	0.0000
Mountain Wind Power II LLC	56753	0.0000
Mountain Wind Power LLC	56752	0.0000
Oneida	829	0.0000
Paris	830	0.0000
Pavant Solar II LLC	60449	0.0000
Pavant Solar, LLC	59702	0.0000
Pioneer	3656	0.0000
Pioneer Wind Park, LLC	60259	0.0000
Prospect 1	3032	0.0000
Prospect 3	3034	0.0000
Prospect 4	3035	0.0000
Rock River I LLC	55740	0.0000
Sand Cove	3636	0.0000
Slide Creek	3036	0.0000
Soda	831	0.0000
Soda Springs	3037	0.0000
Stairs	3659	0.0000
Sweetwater Solar	61369	0.0000
Viva Naughton	7050	0.0000

Wallowa Falls	3041	0.0000
Weber	3661	0.0000
BYUI Central Energy Facility	59496	0.2360
Shute Creek Facility	56312	0.4127
Gadsby	3648	0.8998
Grace	827	0.0000
Hayden	525	1.0242
John C Boyle	3028	0.0000
Lemolo 1	3029	0.0000
Lemolo 2	6421	0.0000
Prospect 2	3033	0.0000
Sunnyside Cogen Associates	50951	1.3915
General Chemical	54318	0.3946
Tesoro SLC Cogeneration Pla	56509	0.6288
Toketee Falls	3040	0.0000
Wyodak	6101	1.2650
City of Palo Alto	57714	0.7436
Buena Vista Energy LLC	56446	0.0000
Solar Gen 2 Solar Facility	58592	0.0000
Colgreen North Shore Solar F	60825	0.0000
Dinosaur Point	10005	0.0000
Karen Avenue Wind Farm	10718	0.0000
Kumeyaay Wind	56295	0.0000
Bidwell Ditch Project	10880	0.0000
Hatchet Creek Project	10882	0.0000
Roaring Creek Water Power	10881	0.0000
Ramona Solar Energy	60995	0.0000
Seville 1	59722	0.0000
Difwind Farms Ltd I	54681	0.0000
Difwind Farms Ltd II	54682	0.0000
Altech III	50485	0.0000
San Gorgonio Westwinds II L	50690	0.0000
French Meadows	424	0.0000
Hell Hole Powerhouse	763	0.0000
Oxbow (CA)	426	0.0000
RGS-Rutland VNM SREC II Pro	59777	0.0000
Warm Springs Hydro Project	54261	0.0000
Boulder Canyon Hydro	466	0.0000
Whiskeytown	7189	0.0000
AP North Lake I, LP	59610	0.0000
Tequesquite Landfill Solar PV	60035	0.0000
Antelope DSR 1	60186	0.0000
Wintec Energy Ltd	50276	0.0000
Wagner Wind LLC	58233	0.0000

Springs Generating Station	56144	0.7370
Sand Bar Power Plant	50400	0.0000
Roseville Power Plant #2	7452	1.0345
Robbs Peak	433	0.0000
Camp Far West	531	0.0000
Jones Fork	534	0.0000
SMUD at Van Conett	57670	0.0000
SMUD at Fleshman	57671	0.0000
SMUD at Lawrence	57753	0.0000
RE Dillard 1 LLC	57777	0.0000
RE Dillard 2 LLC	57779	0.0000
RE Dillard 3 LLC	57781	0.0000
Dillard 4 LLC	57806	0.0000
RE Kammerer 1 LLC	57778	0.0000
RE Bruceville 1 LLC	57783	0.0000
RE Kammerer 2 LLC	57780	0.0000
RE Kammerer 3 LLC	57782	0.0000
RE Bruceville 2 LLC	57784	0.0000
RE Bruceville 3 LLC	57785	0.0000
Green Acres Solar Facility 1	57849	0.0000
Green Acres Solar Facility 2	57850	0.0000
RE McKenzie 1 LLC	57816	0.0000
RE McKenzie 2 LLC	57817	0.0000
RE McKenzie 3 LLC	57818	0.0000
RE McKenzie 4 LLC	57819	0.0000
RE McKenzie 5 LLC	57820	0.0000
RE McKenzie 6 LLC	57821	0.0000
Sacramento Soleil LLC	56875	0.0000
Rancho Seco Solar	529	0.0000
Solano Wind	7526	0.0000
Camino	430	0.0000
Jaybird	431	0.0000
Loon Lake	432	0.0000
Union Valley	6612	0.0000
White Rock/Slab Creek	435	0.0000
McClellan (CA)	535	0.6739
Rancho Seco Solar, LLC	60226	0.0000
SMUD at Grundman	57669	0.0000
Calipatria Solar Farm	59088	0.0000
Cascade Solar	58590	0.0000
Desert Green Solar Farm LLC	57959	0.0000
Maricopa West Solar PV, LLC	59607	0.0000
Ramona 1	58909	0.0000
Ramona 2	58911	0.0000

Valley Center 1	58906	0.0000
Valley Center 2	58907	0.0000
Midway Solar Farm III	60315	0.0000
Bear Valley	457	0.0000
Catalina Solar LLC	57708	0.0000
Granger	60516	0.0000
Valley Center	60509	0.0000
Coram Energy LLC (ECT)	54298	0.0000
Oasis Wind	56302	0.0000
Pacific Wind LLC	57757	0.0000
Carlsbad Energy Center	59002	0.5915
Lake Hodges Hydroelectric F	57729	0.0000
R C Kirkwood	382	0.0000
John H Kerr	3833	0.0000
Crane Valley Powerhouse	230	0.0000
Coronal Lost Hills	59638	0.0000
Victory Garden Phase IV LLC	52160	0.0000
Exchequer	409	0.0000
Gianera	7231	0.0909
RE Rosamond Two LLC	58499	0.0000
Mount Signal Solar Farm II	61353	0.0000
MEBA	60496	0.0000
Gopher Creek Wind Farm	61417	0.0000
Valencia 1 Solar CA	61418	0.0000
MM Tulare Energy	55160	0.6219
Isabella Hydro Project	10139	0.0000
Terminus Hydroelectric Proje	54343	0.0000
Santa Felicia Dam	50076	0.0000
Tulare Success Power Projec	10222	0.0000
East Portal Generator	50375	0.0000
Bear Creek	50156	0.0000
Whitewater Hydro Plant	10162	0.0000
Springville Hydroelectric	56125	0.0000
Bishop Creek 2	323	0.0000
Bishop Creek 3	324	0.0000
Bishop Creek 4	325	0.0000
Bishop Creek 5	326	0.0000
Bishop Creek 6	327	0.0000
Borel	328	0.0000
Fontana	332	0.0000
Kaweah 1	337	0.0000
Kaweah 2	336	0.0000
Kaweah 3	338	0.0000
Kern River 1	340	0.0000

Lundy	342	0.0000
Mill Creek 3	7147	0.0000
Poole	353	0.0000
Portal	354	0.0000
Rush Creek	357	0.0000
Santa Ana 1	361	0.0000
Santa Ana 2	362	0.0000
Santa Ana 3	363	0.0000
Lower Tule River	365	0.0000
Green Beanworks B PV	61339	0.0000
Solar Blythe LLC	56939	0.0000
RE Rio Grande Solar LLC	58500	0.0000
Gaskell West 1 Solar Facility	61445	0.0000
RE Victor Phelan Solar One L	58202	0.0000
TA-High Desert LLC	58149	0.0000
Green Beanworks C PV	61215	0.0000
Green Beanworks D PV	61216	0.0000
Temescal Canyon RV, LLC	57656	0.0000
Corcoran Solar 2	59413	0.0000
Adobe Solar	57651	0.0000
Golden Springs Building C-1	57796	0.0000
Golden Springs Building D	57797	0.0000
Industry MetroLink PV 1	57860	0.0000
San Antonio West Solar Roof	57904	0.0000
SEPV 1	58073	0.0000
SEPV 2	58074	0.0000
Sunray 3	10438	0.0000
North Palm Springs 1A	57743	0.0000
North Palm Springs 4A	57722	0.0000
Powhatan Solar Power Gene	58611	0.0000
Otoe Solar Power Generatio	58612	0.0000
Navajo Solar Power Generat	58610	0.0000
Lancaster Dry Farm Ranch B	58750	0.0000
Victor Dry Farm Ranch A	58418	0.0000
Victor Dry Farm Ranch B	58419	0.0000
Sierra Solar Greenworks	59431	0.0000
Coronus Adelanto West 1	59536	0.0000
Coronus Adelanto West 2	59537	0.0000
Garnet Solar Generation Stat	58528	0.0000
RE Columbia 3 LLC	58502	0.0000
McCoy Solar Energy Project I	58462	0.0000
Industry Solar Power Genera	58609	0.0000
Newberry Solar 1 LLC	58226	0.0000
Little Rock Pham Solar	60026	0.0000

L-8 Solar Project	57836	0.0000
Heliocentric	57831	0.0000
One Ten Partners PV	61419	0.0000
Arrache 4006	58445	0.0000
Arrache 4013	58446	0.0000
Arrache 8083	58447	0.0000
Horn	58452	0.0000
Ma	58451	0.0000
Nunn	58448	0.0000
Rutan	58449	0.0000
Vinam	58450	0.0000
Watts 3115	58454	0.0000
Radiance Solar 5	58355	0.0000
Radiance Solar 4	58354	0.0000
SEPV 8	58234	0.0000
SEPV9 Power Plant	58227	0.0000
Summer Solar C2	58755	0.0000
Summer Solar D2	58756	0.0000
Summer Solar A2	58753	0.0000
Summer Solar B2	58754	0.0000
Rodeo Solar C2	58751	0.0000
Rodeo Solar D2	58752	0.0000
Expressway Solar C2	58763	0.0000
Exeter Solar	58306	0.0000
Lindsay Solar	58308	0.0000
Ivanhoe Solar	58307	0.0000
Porterville Solar	58309	0.0000
Tulare 1 and 2	58642	0.0000
Kettering Solar 1	59098	0.0000
Kettering Solar 2	59099	0.0000
Division 1	59094	0.0000
Division 2	59095	0.0000
Division 3	59096	0.0000
Diamond Valley Solar Project	59405	0.0000
Farmersville	59203	0.0000
Lone Valley Solar Park I LLC	58417	0.0000
Lone Valley Solar Park II LLC	59237	0.0000
US-TOPCO (Soccer Center)	60086	0.0000
Orion Solar II	58721	0.0000
Vega Solar	59555	0.0000
RE Adams East, LLC	58984	0.0000
Porterville 6 and 7	59219	0.0000
Hesperia	59182	0.0000
Oltmans SCE at Champagne	58581	0.0000

Oltmans SCE at Jurupa	58582	0.0000
SCE-Snowline-Duncan Road (59359	0.0000
SCE-Snowline-Duncan Road (59360	0.0000
Victor Mesa Linda B2	59269	0.0000
Victor Mesa Linda C2	59270	0.0000
Victor Mesa Linda D2	59271	0.0000
Victor Mesa Linda E2	59272	0.0000
Hanford 1 and 2	59300	0.0000
Desert Hot Springs Solar	58514	0.0000
SCE-Snowline-White Road (N	59422	0.0000
SCE-Snowline-White Rd (Cen	59423	0.0000
Mitchell Solar, LLC	59411	0.0000
Rudy Solar, LLC	59410	0.0000
Madelyn Solar, LLC	59409	0.0000
SCE-Snowline-White Road (S	59421	0.0000
Venable Solar 2	58290	0.0000
Lancaster Solar 1	59167	0.0000
Lancaster Solar 2	59169	0.0000
Morgan Lancaster 1	59942	0.0000
PVN Milliken, LLC	60790	0.0000
SEPV Palmdale East	59273	0.0000
Lancaster WAD B	59739	0.0000
Pumpjack Solar I	59322	0.0000
Catalina Solar 2, LLC	59334	0.0000
Citizen B	59738	0.0000
Wildwood Solar I, LLC	59380	0.0000
Adelanto Solar, LLC	59441	0.0000
Redcrest Solar Farm	58831	0.0000
Central Antelope Dry Ranch	60281	0.0000
Lancaster Little Rock	59262	0.0000
Solar Oasis LLC	59528	0.0000
Atwell Island West Solar	59414	0.0000
Adera Solar	60027	0.0000
Rancho Cucamonga Dist #1	59540	0.0000
Terra Francesco	59541	0.0000
Park Meridian #1	59539	0.0000
Santa Fe Springs Rooftop Sol	58913	0.0000
Santa Fe Springs Rooftop Sol	58912	0.0000
Adelanto Solar II, LLC	59440	0.0000
Central Antelope Dry Ranch	59963	0.0000
North Lancaster Ranch	59962	0.0000
Summer North Solar	58757	0.0000
Nicolis Solar PV Plant	59600	0.0000
Tropico Solar PV Plant	59599	0.0000

SEPV 18	59730	0.0000
SEPV Mojave West	59740	0.0000
SunE Rochester	60032	0.0000
SunE- E Philadelphia Ontario	59916	0.0000
Longboat Solar, LLC	60485	0.0000
Algonquin SKIC 10 Solar, LLC	60242	0.0000
Portal Ridge Solar B, LLC	60310	0.0000
Rio Bravo Solar 1 LLC	59249	0.0000
Rio Bravo Solar II LLC	59250	0.0000
Wildwood Solar II	59253	0.0000
Jacumba Solar Farm	60947	0.0000
RE Garland A	60386	0.0000
CED Ducor 1	60078	0.0000
CED Ducor 2	60079	0.0000
CED Ducor 4	60081	0.0000
CED Ducor 3	60080	0.0000
Building F	60151	0.0000
Building G	60153	0.0000
Buidling L	60154	0.0000
Freeway Springs	60183	0.0000
Dulles	60182	0.0000
Antelope DSR 3	61265	0.0000
Lancaster	62056	0.0000
Valentine Solar, LLC	62288	0.0000
CalCity Solar 1	63054	0.0000
Solar Photovoltaic Project #0	56996	0.0000
Solar Photovoltaic Project #1	57224	0.0000
Solar Photovoltaic Project #1	57229	0.0000
Solar Photovoltaic Project #1	57231	0.0000
Solar Photovoltaic Project #1	57232	0.0000
Solar Photovoltaic Project #2	57236	0.0000
Solar Photovoltaic Project #2	57245	0.0000
Solar Photovoltaic Project #2	57246	0.0000
Solar Photovoltaic Project #1	57226	0.0000
Solar Photovoltaic Project #3	57534	0.0000
Solar Photovoltaic Project #3	57535	0.0000
Solar Photovoltaic Project #0	57220	0.0000
Solar Photovoltaic Project #0	57222	0.0000
Solar Photovoltaic Project #0	57223	0.0000
Solar Photovoltaic Project #1	57225	0.0000
Solar Photovoltaic Project #1	57227	0.0000
Solar Photovoltaic Project #1	57230	0.0000
Solar Photovoltaic Project #2	57237	0.0000
Solar Photovoltaic Project #0	57219	0.0000

Solar Photovoltaic Project #0	57221	0.0000
Solar Photovoltaic Project #0	57217	0.0000
Solar Photovoltaic Project #4	57540	0.0000
Solar Photovoltaic Project #4	57441	0.0000
Solar Photovoltaic Project #2	57247	0.0000
Solar Photovoltaic Project #4	57900	0.0000
Sky River LLC	50536	0.0000
Mountain View IV	57459	0.0000
Mountain View I&2	55719	0.0000
Edom Hills Project 1 LLC	50553	0.0000
Big Creek 1	317	0.0000
Big Creek 2	318	0.0000
Big Creek 2A	322	0.0000
Big Creek 3	319	0.0000
Big Creek 4	320	0.0000
Big Creek 8	321	0.0000
J S Eastwood	104	0.0000
Kern River 3	339	0.0000
Mammoth Pool	344	0.0000
Oxnard Wastewater Treatment	50224	0.4368
Cal State Univ San Bernardino	57544	0.2928
La Grange	440	0.0000
Turlock Lake	161	0.0000
Hickman	162	0.0000
Upper Dawson	489	0.0000
Golden Fields Solar I, LLC	60590	0.0000
Indian Valley Dam Hydro Pro	50129	0.0000
H. Gonzales	56039	0.7128
Sullivan County - Adult Care	60817	0.0000
Bear Valley Power Plant	56346	1.0457
Spring Canyon Expansion Wi	58769	0.0000
Mankato Energy Center	56104	0.3765
CNE at Cambridge MD	59842	0.0000
Georgia Power at Wadley GA	59843	0.0000
Munich Re Plaza	59844	0.0000
Cedar Creek	3255	0.0000
FPL Energy Vansycle LLC (OR	55989	0.0000
Gridley Main Two	58371	0.0000
Nacimiento Hydro Project	50352	0.0000
SEPV Imperial Dixieland East	60745	0.0000
SEPV Imperial Dixieland Wes	60744	0.0000
Seville 2	59723	0.0000
Midway Solar Farm II	60237	0.0000
Citizens Imperial Solar	62052	0.0000

Ormesa II	54724	0.0770
HL Solar	62655	0.0000
Mojave 16	50821	0.0000
Mojave 18	50823	0.0000
Cottonwood Solar, LLC Cotto	59703	0.0000
Outagamie County Co-Gener	54842	0.4595
Tule River	289	0.0000
Angels	215	0.0000
Kingbird A Solar LLC	59868	0.0000
Lansing BWL REO Town Plan	58427	0.2978
Stony Gorge	7151	0.0000
Grizzly	7338	0.0000
Friant Hydro Facility	50393	0.0000
Beardsley	414	0.0000
Black Butte	7229	0.0000
Hometown Bio Energy LLC	58563	0.5603
Leominster (MA)-South Stree	59745	0.0000
AVS Lancaster 1	60085	0.0000
Mount Signal Solar Farm V	61202	0.0000
Windland	50386	0.0000
Meadow Creek Project Comp	58106	0.0000
Venice Hydro	72	0.0000
South Consolidated	100	0.0000
Horse Mesa	145	0.0000
Mormon Flat	148	0.0000
Roosevelt	149	0.0000
Stewart Mountain	150	0.0000
Lake Creek Dam	159	0.0000
Inskip	248	0.0000
Merced Falls	258	0.0000
San Joaquin 3	277	0.0000
Haiwee	398	0.0000
McSwain	410	0.0000
Woodleaf	419	0.0000
Devil Canyon	436	0.0000
Edward C Hyatt	437	0.0000
Cabin Creek	467	0.0000
Georgetown Hydro	472	0.0000
Grand Valley Project Power P	473	0.0000
Salida	474	0.0000
Shoshone (CO)	476	0.0000
Temescal	479	0.0000
Corona	480	0.0000
Rio Hondo	482	0.0000

Coyote Creek	483	0.0000
Red Mountain	484	0.0000
Manitou Springs	494	0.0000
Ruxton Park	495	0.0000
Boysen	505	0.0000
Lamar Plant	508	0.0000
Blue Mesa	512	0.0000
Estes	513	0.0000
Morrow Point	514	0.0000
Big Thompson	515	0.0000
Green Mountain	516	0.0000
Marys Lake	517	0.0000
Flatiron	518	0.0000
Pole Hill	519	0.0000
Lower Molina	520	0.0000
Upper Molina	521	0.0000
Navajo Dam	584	0.0000
South Fork Tolt	622	0.0000
Medicine Bow	692	0.0000
Moccasin Low Head Hydro P	751	0.0000
Gem State	790	0.0000
American Falls	809	0.0000
Bliss	810	0.0000
Cascade Dam	813	0.0000
Clear Lake	814	0.0000
Lower Malad	815	0.0000
Lower Salmon	816	0.0000
Shoshone Falls	818	0.0000
Swan Falls	819	0.0000
Thousand Springs	820	0.0000
Twin Falls (ID)	821	0.0000
Upper Salmon A	822	0.0000
Upper Malad	823	0.0000
Dworshak	840	0.0000
City Power Plant	841	0.0000
Lower No 2	843	0.0000
Upper Power Plant	844	0.0000
Palisades Dam	850	0.0000
Albeni Falls	851	0.0000
Alamo	905	0.0000
Quincy Chute	917	0.0000
Hydro Plant No 3	925	0.0000
Manti Lower	1020	0.0000
Cochrane	2182	0.0000

Hauser	2185	0.0000
Morony	2191	0.0000
Mystic	2192	0.0000
Rainbow (MT)	2193	0.0000
Ryan	2194	0.0000
Hungry Horse	2203	0.0000
Yellowtail	2204	0.0000
Animas	2465	0.0000
East Side	3025	0.0000
Faraday	3045	0.0000
North Fork	3047	0.0000
River Mill	3049	0.0000
Round Butte	3050	0.0000
Sullivan	3053	0.0000
Carmen Smith	3067	0.0000
Leaburg	3068	0.0000
Walterville	3071	0.0000
Big Cliff	3074	0.0000
Cougar	3076	0.0000
Detroit	3077	0.0000
Dexter	3078	0.0000
Green Peter	3080	0.0000
Hills Creek	3081	0.0000
John Day	3082	0.0000
Lookout Point	3083	0.0000
McNary	3084	0.0000
Upper Beaver	3643	0.0000
Olmstead	3655	0.0000
Snake Creek	3658	0.0000
Brigham City	3666	0.0000
Hydro III	3675	0.0000
Manti Upper	3676	0.0000
Bartholomew	3688	0.0000
Spanish Fork	3691	0.0000
Gateway	3697	0.0000
Wanship	3698	0.0000
Boulder	3699	0.0000
Uintah	3704	0.0000
Electron	3854	0.0000
Meyers Falls	3868	0.0000
Yelm	3878	0.0000
The Dalles	3895	0.0000
Cushman 2	3915	0.0000
LaGrande	3916	0.0000

Mossyrock	3918	0.0000
Chief Joseph	3921	0.0000
Ice Harbor	3925	0.0000
Little Goose	3926	0.0000
Lower Monumental	3927	0.0000
Packwood	3929	0.0000
Fremont Canyon	4176	0.0000
Glendo	4177	0.0000
Guernsey	4178	0.0000
Kortes	4180	0.0000
Seminole	4182	0.0000
Shoshone (WY)	4183	0.0000
Fontenelle	4185	0.0000
Island Park	4204	0.0000
PHP 1	4213	0.0000
PHP 2	4214	0.0000
Echo Dam	4263	0.0000
Helms Pumped Storage	6100	0.0000
Crystal	6159	0.0000
Grand Coulee	6163	0.0000
Libby	6172	0.0000
Lost Creek	6174	0.0000
Lower Granite	6175	0.0000
W E Warne	6196	0.0000
Ross	6202	0.0000
Ames Hydro	6207	0.0000
Mount Elbert	6208	0.0000
Felt	6359	0.0000
Strawberry Creek	6393	0.0000
Swift Creek	6394	0.0000
Anderson Ranch	6395	0.0000
Black Canyon	6396	0.0000
Boise R Diversion	6397	0.0000
Minidoka	6398	0.0000
Canyon Ferry	6400	0.0000
Elephant Butte	6402	0.0000
Green Springs	6403	0.0000
Deer Creek (UT)	6404	0.0000
Flaming Gorge	6405	0.0000
Chandler	6406	0.0000
Roza	6407	0.0000
Heart Mountain	6408	0.0000
Alcova	6409	0.0000
Madison Dam	6422	0.0000

Cedar Falls (WA)	6430	0.0000
Gorge	6431	0.0000
Diablo	6432	0.0000
Azusa	6449	0.0000
Oak Grove	6505	0.0000
Moyie Springs	6506	0.0000
Drop 2 (WA)	6507	0.0000
Fleish	6513	0.0000
Verdi	6531	0.0000
Washoe	6532	0.0000
Little Cottonwood	6537	0.0000
Foster	6552	0.0000
Fort Peck	6623	0.0000
Greg Avenue	6643	0.0000
Lake Mathews	6644	0.0000
Foothill Feeder	6645	0.0000
San Dimas	6646	0.0000
Yorba Linda	6647	0.0000
Lower No 1	7012	0.0000
Unit 4	7015	0.0000
Hydro II	7034	0.0000
Mojave Siphon	7072	0.0000
Upper Salmon B	7079	0.0000
PEC Headworks	7113	0.0000
Wynoochee	7127	0.0000
Thermalito Diverson Dam	7129	0.0000
Pine View Dam	7132	0.0000
Waddell	7164	0.0000
Milner Hydro	7190	0.0000
Tesla	7233	0.0000
Skookumchuck	7259	0.0000
Buffalo Bill	7317	0.0000
McPhee	7372	0.0000
Towaoc	7373	0.0000
Cowlitz Falls	7427	0.0000
Dalles Dam North Fishway P	7431	0.0000
Basalt	7458	0.0000
Lake Mendocino	7489	0.0000
Stone Creek	7508	0.0000
McNary Dam Fish Attraction	7511	0.0000
Spirit Mountain	7541	0.0000
Causey	7548	0.0000
H M Jackson	7588	0.0000
El Vado Dam	7593	0.0000

Abiquiu Dam	7789	0.0000
Snoqualmie 2	7867	0.0000
Pine Flat	7907	0.0000
Kern Canyon	7911	0.0000
Diamond Valley Lake	7942	0.0000
Newhalem	9842	0.0000
Little Mac Project	10049	0.0000
Foothills Hydro Plant	10070	0.0000
Strontia Springs Hydro Plant	10081	0.0000
South Dry Creek Hydro	10138	0.0000
Birch Creek Power	10140	0.0000
South Forks Hydro	10296	0.0000
Copper Dam Plant	10323	0.0000
Peters Drive Plant	10324	0.0000
Mink Creek Hydro	10325	0.0000
Dillon Hydro Plant	10421	0.0000
Williams Fork Hydro Plant	10422	0.0000
North Fork Hydro Plant	10423	0.0000
Gross Hydro Plant	10424	0.0000
Barber Dam	10735	0.0000
Sprague Hydro	10737	0.0000
Magic Dam Hydroelectric Proj	10740	0.0000
Koyle Ranch Hydroelectric Pr	10781	0.0000
Crystal Springs	10806	0.0000
Dietrich Drop	10807	0.0000
Low Line Rapids	10808	0.0000
Rock Creek II	10809	0.0000
Sheep Creek Hydro	50091	0.0000
R E Badger Filtration Plant	50147	0.0000
Vallecito Hydroelectric	50206	0.0000
Rocky Brook Hydroelectric	50228	0.0000
New Lahontan	50261	0.0000
Redlands Water & Power	50267	0.0000
Marco Ranch	50323	0.0000
Michell Butte Power Project	50360	0.0000
Owyhee Dam Power Project	50361	0.0000
Tunnel 1 Power Project	50362	0.0000
Upriver Dam Hydro Plant	50380	0.0000
Twin Reservoirs	50382	0.0000
Cowiche	50423	0.0000
Sugarloaf Hydro Plant	50435	0.0000
Lilliwaup Falls Generating	50700	0.0000
Notch Butte Hydro	50718	0.0000
Stillwater Facility	50765	0.0766

East Winds Project	50820	0.0000
Twin Falls Hydro	50827	0.0000
El Dorado Hydro Elk Creek	50891	0.0000
Bypass	50895	0.0000
S E Hazelton A	50896	0.0000
Middle Fork Irrigation Distric	50917	0.0000
Galesville Project	50938	0.0000
Slate Creek	50961	0.0000
Marsh Valley Development	50972	0.0000
Siphon Power Project	50980	0.0000
Rock Creek I	50987	0.0000
Quail Creek Hydro Plant #1	52039	0.0000
Mojave 4	52142	0.0000
Mojave 3	52143	0.0000
Lacomb Irrigation District	52155	0.0000
Helzel & Schwarzhoff 88 Win	52165	0.0000
Falls Creek	52187	0.0000
Broadwater Power Project	54006	0.0000
San Gabriel Hydro Project	54017	0.0000
Hillcrest Pump Station	54142	0.0000
Opal Springs Hydro	54251	0.0000
Koma Kulshan Associates	54267	0.0000
Wilson Lake Hydroelectric Pr	54306	0.0000
Little Wood Hydro Project	54386	0.0000
Weeks Falls	54387	0.0000
Dry Creek Project	54394	0.0000
EDF Renewable Windfarm V	54453	0.0000
Blind Canyon Hydro	54514	0.0000
Horseshoe Bend Hydroelectr	54524	0.0000
Hazelton B Hydro	54558	0.0000
Swanmill Windfarm I	54650	0.0000
Kanaka	54653	0.0000
Falls River Hydro	54668	0.0000
Ford Hydro LP	54674	0.0000
Boulder City Lakewood Hydr	54679	0.0000
Boulder City Betasso Hydro P	54680	0.0000
Difwind Farms Ltd VI	54686	0.0000
Warm Springs Power Enterp	54721	0.0000
Taylor Draw Hydroelectric Fa	54729	0.0000
Mile 28 Water Power Project	54812	0.0000
Black Creek	54860	0.0000
Vansycle	55125	0.0000
FPL Energy Vansycle LLC (WA	55560	0.0000
Foote Creek IV	55610	0.0000

Condon Windpower LLC	55739	0.0000
Ridge Crest Wind Partners	55741	0.0000
Boulder City Silver Lake Hydr	55931	0.0000
New Mexico Wind Energy Ce	56097	0.0000
Kimball Wind	56106	0.0000
Colorado Green Holdings LLC	56173	0.0000
Combine Hills I	56195	0.0000
Prescott Airport	56228	0.0000
Helzel & Schwarzhoff 86	56275	0.0000
ZCO	56276	0.0000
Fossil Gulch	56308	0.0000
Aragonne Wind LLC	56336	0.0000
Burley Butte Windpark	56434	0.0000
Golden Valley Wind Park LLC	56435	0.0000
Milner Dam Wind Park LLC	56437	0.0000
Oregon Trail Wind Park	56439	0.0000
Salmon Falls Wind Park	56441	0.0000
Thousand Springs Wind Park	56442	0.0000
Tuana Gulch Wind Park	56443	0.0000
SunE Alamosa	56481	0.0000
Mora Drop Hydroelectric Pro	56498	0.0000
Tiber Dam Hydroelectric Plan	56499	0.0000
Nellis Air Force Base Solar Ar	56568	0.0000
Horseshoe Bend Wind Park	56591	0.0000
Mountain Home	56636	0.0000
Bennett Creek Windfarm LLC	56637	0.0000
Russell D Smith	56694	0.0000
Summer Falls Power Plant	56695	0.0000
Etopia Branch Canal 4.6	56696	0.0000
Potholes East Canal 66.0	56697	0.0000
Main Canal Headworks	56698	0.0000
Spanish Fork Wind Park 2 LLC	56751	0.0000
Solana Generating Station	56812	0.0000
Denver Int Airport	56815	0.0000
Wheat Field Wind Power Pro	56854	0.0000
Bolthouse S&P and Rowen Fa	56862	0.0000
Chester Diversion Hydroelec	56893	0.0000
Gap Pacific Distribution Cent	56909	0.0000
WWRF Solar Plant	56922	0.0000
Threemile Canyon	56933	0.0000
Cassia Wind	56934	0.0000
Cassia Gulch	56935	0.0000
High Lonesome Mesa LLC	56945	0.0000
Happy Jack Windpower Proje	56960	0.0000

Butter Creek Power LLC	56967	0.0000
Big Top LLC	56968	0.0000
Four Corners Windfarm LLC	56969	0.0000
Four Mile Canyon Windfarm	56970	0.0000
Oregon Trail Windfarm LLC	56971	0.0000
Pacific Canyon Windfarm LLC	56972	0.0000
Sand Ranch Windfarm LLC	56973	0.0000
Wagon Trail LLC	56974	0.0000
Ward Butte Windfarm LLC	56975	0.0000
Arrowrock Hydroelectric Pro	56997	0.0000
SunEdison Walgreens Moren	57004	0.0000
Mariani Packing Vacaville So	57005	0.0000
Walgreens Woodland Distrib	57006	0.0000
SunEdison Ironwood State P	57007	0.0000
SunEdison Procter & Gamble	57008	0.0000
Kohls San Bernardino Solar F	57009	0.0000
SunEdison Anheuser Busch F	57010	0.0000
Chuckawalla Valley State Pris	57011	0.0000
SunEdison Walmart Apple Va	57012	0.0000
NaturEner Glacier Wind Ener	57050	0.0000
Silver Sage Windpower	57091	0.0000
Casper Wind Farm	57093	0.0000
Dry Lake Wind LLC	57098	0.0000
Payne's Ferry	57124	0.0000
Camp Reed	57125	0.0000
Yahoo Creek	57126	0.0000
Tuana Springs	57136	0.0000
RV CSU Power LLC	57141	0.0000
Colorado Highlands Wind	57174	0.0000
Cimarron Solar Facility	57243	0.0000
Kit Carson Windpower	57244	0.0000
Victor Valley CC CPV Solar	57254	0.0000
Texico Wind Ranch LP	57258	0.0000
Crescent Dunes Solar Energy	57275	0.0000
Dutch Wind Energy	57301	0.0000
Maclay Solar Project	57308	0.0000
Pacific Cruise Ship Terminals	57309	0.0000
1420 Coil Av #C	57310	0.0000
Occidental College Solar Proj	57311	0.0000
Metro Support Services Cent	57313	0.0000
San Luis Valley Solar Ranch	57317	0.0000
Poseidon Solar, LLC	57318	0.0000
Luke Solar	57324	0.0000
Roadrunner Solar	57338	0.0000

Red Mesa Wind LLC	57357	0.0000
Siphon Drop Power Plant	57364	0.0000
Cogentrix of Alamosa	57368	0.0000
Questa Solar Facility	57369	0.0000
Bellevue Solar Project	57372	0.0000
Greater Sandhill I	57377	0.0000
Poseidon Wind, LLC	57379	0.0000
UASTP I	57392	0.0000
Yolo County Solar Project	57422	0.0000
Buffalo Ridge II LLC	57424	0.0000
Ryegrass Windfarm	57427	0.0000
Hammett Hill Windfarm	57428	0.0000
Mainline Windfarm	57429	0.0000
Desert Meadow Windfarm	57430	0.0000
Cold Springs Windfarm	57431	0.0000
Juniper Ridge Hydroelectric P	57437	0.0000
Silver State Solar Power Nort	57442	0.0000
Two Ponds Windfarm	57444	0.0000
FRV SI Transport Solar LP	57506	0.0000
RV CSU Power II LLC	57507	0.0000
Carson Solar I	57509	0.0000
Roger Road WWTP	57524	0.0000
Garland Canal Power Plant	57551	0.0000
AFA Solar Farm	57554	0.0000
La Senita	57556	0.0000
Chino Solar Valley	57560	0.0000
Cotton Center Solar Hybrid	57561	0.0000
Paloma Solar Hybrid	57562	0.0000
Hyder Solar Hybrid	57563	0.0000
Albuquerque Solar Energy Ce	57567	0.0000
Los Lunas Solar Energy Cente	57571	0.0000
Deming Solar Energy Center	57575	0.0000
Las Vegas Solar Energy Cente	57576	0.0000
Alamogordo Solar Energy Ce	57577	0.0000
PaTu Wind Farm LLC	57578	0.0000
Robert O Schulz Solar Farm	57579	0.0000
Hatch Solar Energy Center I,	57591	0.0000
Teichert Materials-Teichert V	57594	0.0000
Foundation ST	57626	0.0000
Vestas Towers America, Inc.	57643	0.0000
City & County of Denver at D	57645	0.0000
Yamhill Solar LLC	57652	0.0000
Bakersfield College Solar 01	57655	0.0000
Avra Valley Solar	57657	0.0000

Macys Goodyear	57673	0.0000
Post Rock Wind Power Proje	57678	0.0000
City of Boulder WWTP	57681	0.0000
City of Madera WWTP	57682	0.0000
Staples La Mirada, CA	57683	0.0000
Turnbull Hydro	57690	0.0000
Flatirons Campus (FC)	57692	0.0000
DOE Golden NWTC Research	57693	0.0000
DOE Golden NREL Main Cam	57694	0.0000
Aerojet I	57697	0.0000
Aerojet II	57698	0.0000
SPS1 Dollarhide	57736	0.0000
SPS2 Jal	57737	0.0000
SPS3 Lea	57738	0.0000
SPS4 Monument	57739	0.0000
SPS5 Hopi	57740	0.0000
Gordon Butte Wind LLC	57748	0.0000
Sawtooth Wind Project	57749	0.0000
Coastal Energy Project	57756	0.0000
Power County Wind Park Sou	57760	0.0000
Power County Wind Park No	57761	0.0000
Youngs Creek Hydroelectric P	57763	0.0000
Naval Air Weapons Station C	57764	0.0000
Arizona Western College PV	57765	0.0000
Rockland Wind Farm	57766	0.0000
Palo Verde College	57773	0.0000
Kingman 1	57775	0.0000
RE Bagdad Solar I LLC	57790	0.0000
Foundation AB	57791	0.0000
Foundation IE	57792	0.0000
RE Ajo 1 LLC	57795	0.0000
Lime Wind	57803	0.0000
Dinuba Wastewater Treatme	57827	0.0000
ISH Solar Hospital SDMC	57840	0.0000
ISH Solar Hospital Downey	57841	0.0000
North Hollywood	57854	0.0000
Univ of California San Diego	57856	0.0000
Castle Rock Vineyards	57870	0.0000
2555 E Olympic Bl	57871	0.0000
Baldock Solar Highway	57882	0.0000
Queen Creek Solar Farm	57883	0.0000
Improvement Dst No. 4	57895	0.0000
Solar Star California II LLC	57933	0.0000
Walmart Casa Grande	57939	0.0000

Macho Springs Power I	57947	0.0000
Musselshell Wind Project	57963	0.0000
Musselshell Wind Project Tw	57965	0.0000
Butte College Main Campus	57970	0.0000
Busch Ranch Wind Energy Fa	57980	0.0000
Meridian Vineyards	57982	0.0000
SunE EPE2 LLC	57985	0.0000
SunE EPE1 LLC	57986	0.0000
Foothills Solar Plant Hybrid	57997	0.0000
Salt Palace Solar Gen Plant	58006	0.0000
WSMR I	58010	0.0000
High Mesa	58019	0.0000
IKEA Tejon 345	58028	0.0000
Buckeye Union HS District 20	58037	0.0000
Black Mountain Solar LLC	58042	0.0000
Edwards Air Force Base	58076	0.0000
Intel Folsom	58086	0.0000
Foundation Cemex River Plat	58101	0.0000
Foundation Cemex BMQ	58102	0.0000
Foundation Superior Farms	58104	0.0000
Foundation Wal-Mart Red Bl	58105	0.0000
Foundation Cemex Madison	58112	0.0000
Foundation RRM	58113	0.0000
Foundation Nwana	58114	0.0000
Depot Park Solar System	58119	0.0000
Outback Solar At Christmas V	58131	0.0000
Prescott Solar Plant	58147	0.0000
Black Cap Solar Plant	58150	0.0000
Crafton Hills College Solar Fa	58170	0.0000
Prairie Fire	58171	0.0000
Saddle Mountain Solar I	58213	0.0000
Grassland 1&2 Solar Project	58217	0.0000
Spion Kop Wind Farm	58218	0.0000
Tahquitz High School	58232	0.0000
Kit Carson	58240	0.0000
West Valley High School Sola	58244	0.0000
VA Sepulveda Ambulatory Ca	58249	0.0000
Los Alamos PV Site	58256	0.0000
FAA NorCal TRACON	58261	0.0000
Badger 1	58262	0.0000
Jewish Community Center PV	58292	0.0000
Paradise Valley H.S. PV	58293	0.0000
Gridley Main	58370	0.0000
Hyder II Hybrid	58383	0.0000

Fargo Drop	58384	0.0000
Flint Creek Hydroelectric LLC	58392	0.0000
CSU Northridge Plant	58422	0.0000
Swauk Wind LLC	58441	0.0000
45 Mile Hydroelectric Project	58455	0.0000
C-Drop Hydro	58470	0.0000
Las Vegas WPCF Solar Plant	58477	0.0000
SEV NM Phase 2	58479	0.0000
CSU Pueblo	58481	0.0000
Picture Rocks Solar, LLC	58486	0.0000
Apex Solar PV Power Project	58489	0.0000
Spectrum Solar PV Power Project	58490	0.0000
RE Gillespie 1 LLC	58501	0.0000
Chuckawalla Solar	58506	0.0000
Ironwood Solar LLC	58513	0.0000
Union HS at Casa Grande	58516	0.0000
Vista Grande HS at Casa Grande	58517	0.0000
Otero Solar	58520	0.0000
Manzano Solar	58521	0.0000
Madera Community Hospital	58522	0.0000
Crown Cooling Facility	58527	0.0000
Lake Pleasant WTP	58539	0.0000
Silver City WWTP PV Project	58540	0.0000
Gilbert Solar Facility I, LLC	58543	0.0000
Mountain View Solar	58544	0.0000
Community Solar 1	58545	0.0000
SMPA Solar 1 Community Solar	58547	0.0000
Huerfano River Wind	58548	0.0000
GSE NM1	58576	0.0000
Sue Cleveland High School	58588	0.0000
Rio Rancho High School	58589	0.0000
Beryl Solar Plant	58598	0.0000
Cedar Valley Solar Plant	58599	0.0000
Buckhorn Solar Plant	58600	0.0000
Milford Flat Solar Plant	58601	0.0000
Laho Solar Plant	58602	0.0000
Greenville Solar Plant	58603	0.0000
Granite Peak Solar Plant	58604	0.0000
Sol Orchard El Centro PV	58621	0.0000
Carter Hydro	58622	0.0000
Actus Lend Lease DMAFB	58632	0.0000
Monterey Regional Water Plant	58633	0.0000
Lancaster Baptist Church	58634	0.0000
Sacramento Fairbairn Water Treatment	58636	0.0000

Utah Red Hills Renewable En	58660	0.0000
Blue Sky One	58689	0.0000
Nooksack Hydro	58696	0.0000
Mira Loma	58698	0.0000
Phoenix Airport East Econom	58708	0.0000
Phoenix Airport Rental Car C	58709	0.0000
North Bay Solar 1	58748	0.0000
Expressway Solar A	58761	0.0000
Expressway Solar B	58762	0.0000
South Canal Hydro-1	58783	0.0000
South Canal Hydro-3	58784	0.0000
Storrie Lake Solar Project	58794	0.0000
Cogenra - TEP	58832	0.0000
Red Horse 2	58833	0.0000
Gato Montes Solar, LLC	58842	0.0000
ASTI	58889	0.0000
Beringer	58890	0.0000
Prosperity Energy Storage Fa	58899	0.0000
Tri-County Water Hydropow	58901	0.0000
Intel Folsom Phase 2	58954	0.0000
Oregon University System O	58961	0.0000
Las Virgenes Municipal Wate	58963	0.0000
Fairfield Wind	58966	0.0000
Fort Huachuca Solar PV Proje	58972	0.0000
RE Camelot LLC	58983	0.0000
Two Dot Wind Farm	59003	0.0000
Gila Bend Hybrid	59020	0.0000
Rio Rico Solar	59044	0.0000
Vacaville	59058	0.0000
Chopin Wind LLC	59076	0.0000
CSD 2- Freedom High	59129	0.0000
CSD 2 - Heritage High	59130	0.0000
Dartmouth Landfill	59131	0.0000
EAFB - North Base	59132	0.0000
EAFB - South Base	59133	0.0000
SDCCD - Miramar	59138	0.0000
SDCWA - Twin Oaks	59139	0.0000
Brighton PV Solar Plant	59144	0.0000
Avalon Solar	59168	0.0000
Sterling PV 3	59198	0.0000
Mesa PV1	59199	0.0000
Eagle Springs Solar LLC	59239	0.0000
California PV Energy at ISD W	59283	0.0000
Sacramento (SMUD)	59323	0.0000

Golden Acorn Casino	59328	0.0000
City of Soledad Water Reclar	59329	0.0000
Taylor Farms	59330	0.0000
Anheuser-Busch #2	59331	0.0000
Dorena Hydro-Electric Facilit	59357	0.0000
Old Mill Solar	59374	0.0000
Escalante Solar I, LLC	59387	0.0000
Escalante Solar II, LLC	59388	0.0000
Escalante Solar III, LLC	59389	0.0000
Eubank Landfill Solar Array	59393	0.0000
Searchlight Solar	59404	0.0000
Newman Solar	59407	0.0000
Solar Las Vegas MB-1	59430	0.0000
Desert Star	59444	0.0000
Valencia Solar	59454	0.0000
Tech Park Solar	59455	0.0000
Denver Intl Airport IV Solar	59462	0.0000
Ft. Churchill PV	59472	0.0000
Apple Campus 2 PV	59473	0.0000
Jett Creek Windfarm (Burnt	59490	0.0000
Benson Creek Windfarm (Bu	59491	0.0000
Durbin Creek Windfarm (Bur	59492	0.0000
Prospector Windfarm (Burnt	59493	0.0000
Willow Spring Windfarm (Bu	59494	0.0000
Wright Solar Park	59525	0.0000
Sandoval Solar Energy Cente	59558	0.0000
Springer Solar 1	59560	0.0000
Meadow Lake Solar Energy C	59618	0.0000
Cibola	59619	0.0000
South Milford Solar Plant	59620	0.0000
Sandstone Solar	59634	0.0000
Forever 21 Retail, Inc.	59651	0.0000
Nordhoff Place	59652	0.0000
City of Truth or Consequence	59653	0.0000
Comanche Solar	59656	0.0000
Imperial Valley Solar Co (IVS	59657	0.0000
Mt. Home Solar 1, LLC	59695	0.0000
Sunnyside Ranch Community	59742	0.0000
DSH (CA) - Coalinga State Ho	59746	0.0000
River Mountains Solar	59747	0.0000
CDCR (CA) - Pleasant Valley S	59748	0.0000
Davis Monthan AFB (AZ) Wes	59779	0.0000
Fiddler's Canyon #2	59786	0.0000
Fiddler's Canyon #1	59787	0.0000

Oregon University System Ra	59790	0.0000
Colon PV	59798	0.0000
Airport 1 Solar (DIA)	59807	0.0000
Tooele Army Depot	59817	0.0000
Mohave Electric at Fort Moh	59819	0.0000
Playa Solar 1, LLC	59827	0.0000
Pikes Peak Solar Garden 1 LL	59848	0.0000
Adams Community Solar Gar	59849	0.0000
Adams Community Solar Gar	59850	0.0000
UC Davis South Campus	59872	0.0000
Nellis Solar PV II	59919	0.0000
Fiddler's Canyon 3	59932	0.0000
Iron Springs Solar, LLC	59941	0.0000
Granite Mountain Solar Wes	59945	0.0000
Granite Mountain Solar East,	59946	0.0000
Milford 2	59958	0.0000
Golden West Power Partners	59974	0.0000
Carousel Wind Farm LLC	59975	0.0000
Hooper Solar	60008	0.0000
SR Jenkins Ft Lupton	60023	0.0000
Steel Bridge Solar, LLC	60057	0.0000
Lindberg Field Solar	60060	0.0000
Avalon Solar II	60062	0.0000
Fresno Solar	60083	0.0000
Oregon Convention Center	60112	0.0000
Granby Hydro	60119	0.0000
Peak View Wind Farm	60143	0.0000
Solverde 1	60185	0.0000
Whitethorn Solar LLC	60193	0.0000
South Valley Solar Energy Ce	60195	0.0000
Santa Fe Solar Energy Center	60196	0.0000
Santolina Solar Energy Cente	60197	0.0000
Rio Communities Solar Energ	60198	0.0000
Strata Roof 1	60219	0.0000
Estrella Mountain PV	60230	0.0000
Genentech-Oceanside Hybrid	60231	0.0000
Valley View Solar	60247	0.0000
Skylark	60248	0.0000
Weymouth Solar Plant	60255	0.0000
Alta Luna	60258	0.0000
Playa Solar 2	60261	0.0000
SR Mavericks	60283	0.0000
Red Horse III	60285	0.0000
Montana Solar Facility	60300	0.0000

Holloman Solar Facility	60301	0.0000
San Isabel Solar, LLC	60304	0.0000
Jeffco Community Solar Gard	60320	0.0000
Grove Solar Center, LLC	60330	0.0000
Hyline Solar Center, LLC	60331	0.0000
Open Range Solar Center, LL	60332	0.0000
Railroad Solar Center, LLC	60333	0.0000
Thunderegg Solar Center, LL	60334	0.0000
Vale Air Solar Center, LLC	60335	0.0000
Wal-Mart Truth or Consequ	60341	0.0000
Solar Las Vegas MB 2, LLC	60350	0.0000
Bison Solar LLC	60351	0.0000
Boulder Solar Power, LLC	60352	0.0000
Sulphur Springs	60381	0.0000
Bonnybrooke PV	60413	0.0000
Calligan Creek Hydroelectric	60418	0.0000
RCWD PV Project	60426	0.0000
CA Dept of Public Health at P	60428	0.0000
Three Peaks Power	60432	0.0000
E&B Resources	60446	0.0000
Corcoran	60450	0.0000
Red Rock	60467	0.0000
Greenfield Wind - MT	60486	0.0000
Springbok 3 Solar Farm Hybr	60491	0.0000
SR Skylark B	60497	0.0000
Clear Spring Ranch PV Project	60511	0.0000
Hancock Creek Hydroelectric	60517	0.0000
NorWest Energy 2, LLC	60548	0.0000
Solar Blythe 2	60558	0.0000
Jacobson 5 MW Solar	60603	0.0000
BC Solar	60616	0.0000
Rush Creek Wind	60619	0.0000
Amphitheater High School Sc	60684	0.0000
Canyon Del Oro High School	60685	0.0000
Weld 1 Community Solar Arr	60720	0.0000
Logan 1 Community Solar Ar	60722	0.0000
Conejos 1 Community Solar A	60723	0.0000
Arapahoe 3 Community Sola	60724	0.0000
Xcel Adams 2 Community So	60725	0.0000
Xcel Adams 1 Community So	60726	0.0000
Victory Solar LLC	60764	0.0000
SunAnza	60791	0.0000
CEC Solar #1117, LLC	60801	0.0000
Cloverdale Solar Center	60813	0.0000

Weber State University - Dav	60821	0.0000
Intel - Ocotillo Campus Solar	60822	0.0000
Valley Sanitary District WTP	60824	0.0000
Genentech Vacaville Meter #	60844	0.0000
US GSA - Sacramento	60846	0.0000
Dept of General Services -FT	60861	0.0000
Timothy Lake Powerhouse	60868	0.0000
Solar Star California, XLIV, LL	60869	0.0000
Boulder Solar II, LLC	60885	0.0000
Pavant Solar III	60886	0.0000
Westmont 300B	60914	0.0000
OSLH, LLC	60976	0.0000
CSUF State College	60978	0.0000
CSUF Nutwood Solar	60979	0.0000
Lindberg Field Solar 2	60984	0.0000
Iron Horse Battery Storage H	60996	0.0000
SCDA Solar 1	61006	0.0000
Twin Buttes II Wind	61040	0.0000
Foundation CDCR LAC	61066	0.0000
Foundation Scheid Vineyards	61067	0.0000
Pima Community College - E	61104	0.0000
Quichapa 1	61119	0.0000
Quichapa 2	61120	0.0000
Quichapa 3	61121	0.0000
Intel Folsom Phase 3	61152	0.0000
Big Timber Wind Farm	61155	0.0000
Columbus Solar Project	61165	0.0000
Shavano Falls Hydro	61189	0.0000
Shavano Falls Hydro Drop 4	61190	0.0000
Drop 5	61191	0.0000
IKEA Las Vegas 462	61193	0.0000
Merck - Upper Gwynedd Sol	61198	0.0000
T0588 Phoenix - AZ	61199	0.0000
OR Solar 3, LLC	61201	0.0000
Sacramento Regional County	61209	0.0000
Head of U Canal Hydro Proje	61217	0.0000
Westmont 300A	61249	0.0000
Kayenta Solar Project	61268	0.0000
Gray Hawk Solar	61272	0.0000
River Bend Solar, LLC	61289	0.0000
South Mills Solar, LLC	61290	0.0000
Green Meadow Solar, LLC	61291	0.0000
SR Kersey	61314	0.0000
Great Divide Solar, LLC	61335	0.0000

Black Eagle Solar, LLC	61336	0.0000
Magpie Solar, LLC	61337	0.0000
Mill Creek Solar (OR)	61338	0.0000
Westmont 400A	61348	0.0000
Westmont 400B	61349	0.0000
Amazon - Patterson PV	61377	0.0000
OR Solar 5, LLC	61423	0.0000
OR Solar 8, LLC	61424	0.0000
Coyote Ridge Community So	61425	0.0000
OR Solar 6, LLC	61430	0.0000
Panasonic Carport Solar Hyb	61439	0.0000
Foundation California Trainin	61442	0.0000
Foundation Mann Packing	61443	0.0000
Foundation Salinas Valley Sta	61444	0.0000
SR Platte Solar Farm	61462	0.0000
Vandenberg Solar Project	61463	0.0000
San Luis Solar Garden	61472	0.0000
Klamath Falls Solar 2 CSG	61553	0.0000
Facebook 1 Solar Energy Cen	61556	0.0000
Facebook 2 Solar Energy Cen	61557	0.0000
Facebook 3 Solar Energy Cen	61558	0.0000
Woodline Solar	61559	0.0000
Eagle Point Solar	61560	0.0000
Denver Metro Solar	61563	0.0000
Tumbleweed Solar, LLC	61580	0.0000
San Luis Valley Solar Array	61605	0.0000
Vilas Solar Array	61606	0.0000
Stenner Creek Solar	61607	0.0000
Techren Solar I LLC	61611	0.0000
CDCR (CA) - Solano State Pris	61619	0.0000
CDCR (CA) - Corcoran State P	61620	0.0000
CDCR (CA) - Wasco State Pris	61621	0.0000
Kilroy Solar	61628	0.0000
Chiloquin Solar, LLC	61631	0.0000
Carrizozo Solar	61662	0.0000
Pinal Central Energy Center H	61678	0.0000
USG 1	61682	0.0000
USG 2	61683	0.0000
IVC Solar	61692	0.0000
Folsom SP and CSP Sacramen	61698	0.0000
Aerolease	61718	0.0000
Quincy II Solar Garden	61752	0.0000
Imboden Solar Garden	61753	0.0000
Stage Gulch Solar	61791	0.0000

Lavio Solar	61792	0.0000
EGP Stillwater Solar PV II, LLC	61809	0.0000
Titan Solar	61811	0.0000
Target Shafter	61824	0.0000
Dignity - Siena Campus	61825	0.0000
Dayton Cutoff Solar	61827	0.0000
Valley Creek Solar	61828	0.0000
Silverton Solar	61829	0.0000
Sheep Solar	61830	0.0000
Colton Solar	61831	0.0000
Interstate Solar	61832	0.0000
Soboba Community Solar Pro	61834	0.0000
Grand Ronde Solar	61835	0.0000
SeaWorld Aquatica	61843	0.0000
Jordanelle Dam Hydroelectric	61853	0.0000
Dignity - San Martin	61862	0.0000
Bar D	61886	0.0000
National Raisin	61894	0.0000
Casa Mesa Wind Energy Cen	61925	0.0000
Techren Solar II LLC	61930	0.0000
Adams Nielson Solar	61933	0.0000
Gavilan District College Solar	61993	0.0000
UC Merced Solar Hybrid	61995	0.0000
UC Riverside Lots 30 & 32	62016	0.0000
Stanford Campus Solar	62020	0.0000
CSU Long Beach Lots 7 & 14	62028	0.0000
Santa Rosa Junior College Pe	62039	0.0000
Pima Community College	62075	0.0000
Blue Shld Of Cal- El Dorado H	62077	0.0000
Roseville Solar	62114	0.0000
Syncarpha Eagle Nest	62149	0.0000
Chaffey College Rancho Cuca	62150	0.0000
Clif Bar Bakery of Twin Falls	62151	0.0000
Boring Solar LLC	62169	0.0000
Ballston Solar LLC	62170	0.0000
Labish Solar LLC	62171	0.0000
CNMEC Solar Energy Center	62191	0.0000
Oak Leaf Solar XXVII LLC	62224	0.0000
Oak Leaf Solar XXX LLC (CSG)	62239	0.0000
NorWest Energy 9 LLC	62241	0.0000
County of San Diego SBRC	62242	0.0000
Oak Leaf Solar XXI (CSG)	62243	0.0000
Oak Leaf Solar XXXI LLC (CSG)	62244	0.0000
Oak Leaf Solar XXV LLC (CSG)	62245	0.0000

Target Woodland Solar Proje	62246	0.0000
Oak Leaf Solar XXXII (CSG)	62251	0.0000
Oak Leaf Solar XXII LLC (CSG)	62252	0.0000
Oak Leaf Solar XXIV LLC (CSG)	62253	0.0000
Oak Leaf Solar XXVI LLC	62254	0.0000
Oak Leaf Solar XXVIII LLC (CSG)	62255	0.0000
Oak Leaf Solar XXIII LLC (CSG)	62256	0.0000
Trout Creek Solar	62260	0.0000
Liberty HS Solar Project	62274	0.0000
Frontier HS Solar Project	62275	0.0000
Francisco St. Solar	62287	0.0000
Grazing Yak Solar	62376	0.0000
City of Gallup Solar	62406	0.0000
Busch Ranch II Wind Farm	62445	0.0000
Vista Solar Energy Center	62467	0.0000
Airport Solar	62560	0.0000
Preferred Freezer San Leand	62578	0.0000
Rio De Oro Solar Energy Cent	62597	0.0000
PFMG Solar Grossmont Helix	62611	0.0000
NVSS-II	62636	0.0000
AZ State University - Tempe	62643	0.0000
SFDK Solar	62649	0.0000
Gilcrest Solar	62663	0.0000
Quincy Solar	62664	0.0000
Lafayette Horizon Solar CSG	62667	0.0000
American Canyon Solar	62687	0.0000
Malech Solar Farm	62688	0.0000
Hellyer Solar Farm	62689	0.0000
Guadalupe Solar Farm	62690	0.0000
Mesa CSG 2 Massicotte	62718	0.0000
Mesa CSG 1 Murdock	62719	0.0000
Solar Star Palo Alto I, LLC	62732	0.0000
RC Energy AA LLC Solar Facili	62756	0.0000
Bloomington Solar I	62805	0.0000
Amazon Denver DEN3	62877	0.0000
Desert Star Hybrid	62965	0.0000
Grossmont HS Solar Project	62987	0.0000
Bluewater CDEC 1	62994	0.0000
Grants CDEC 2	62995	0.0000
SCCCD - Clovis Community C	63021	0.0000
Gloucester Solar	63031	0.0000
SCCCD - Fresno Community C	63068	0.0000
Reedley Community College	63074	0.0000
San Miguel I Solar Energy Ce	63081	0.0000

San Miguel II Solar Energy Ce	63082	0.0000
Syncarpha El Rito	63124	0.0000
Tom Sifers Solar	63163	0.0000
Whiskey Hill Solar	63164	0.0000
Rio Rancho Solar Energy Cen	63184	0.0000
CID Solar (CA)	63204	0.0000
Rafael Solar	63206	0.0000
Case Creek Solar	63207	0.0000
Kale Patch Solar	63208	0.0000
Mtn. Solar 1	63276	0.0000
Mtn. Solar 2	63277	0.0000
CO LI CSG 1 - Kamerra	63278	0.0000
Garrett Solar	63301	0.0000
Alticor Inc - Solar Project	63303	0.0000
Starvation	63344	0.0000
OE_AZ1	63349	0.0000
Medline Ind. Phase 2 Tracy	63361	0.0000
Niagara Bottling Stockton	63363	0.0000
Phelan Pinon Hills CSD Solar	63376	0.0000
Castaic Lake Phase II	63385	0.0000
City of Rio Rancho WWTP	63391	0.0000
Tickle Creek Solar	63442	0.0000
Thomas Creek Solar	63443	0.0000
RE-VFO LLC	63455	0.0000
D'Arrigo Brothers - Phase 4	63486	0.0000
PSREC/SIAD Solar	63493	0.0000
Moonlight Packing - Phase 2	63514	0.0000
California City	63516	0.0000
Pima Community College NV	63531	0.0000
Amazon_DEN2	63536	0.0000
Mohave Electric Cooperative	63554	0.0000
Britton Solar Energy Center	63579	0.0000
SR Kersey II	63586	0.0000
SR Skylark C	63587	0.0000
Pleasanton - Amador Valley I	63630	0.0000
North Kern State Prison Phas	63651	0.0000
IBM Solar	63869	0.0000
Vacaville Hospital	63928	0.0000
Hyperion Treatment Plant CH	60690	0.5247
Valero Wilmington Cogenera	63285	0.4928
Mohave County Wind Farm	63114	0.0000
Nevada Solar One	56405	0.0137
Western 102 Power Plant	56500	0.4678
Broadridge Cogen	57580	0.5364

Irwindale Brew Yard, LLC	58056	0.5866
CBS Television City	58253	0.3940
City of Hayward WWTP	58525	0.3931
Sierra Nevada Brewing Co Hy	58585	0.2265
Santa Rita Jail Hybrid	58625	0.3405
City of Tulare Water Facility	59395	0.4774
Dillon Wind LLC	56791	0.0000
American Kings Solar, LLC	60777	0.0000
Maverick Solar, LLC	62178	0.0000
Borden Solar Farm	59531	0.0000
Sun Streams, LLC	60827	0.0000
Blythe Solar III, LLC Hybrid	60094	0.0000
Highline	7224	0.0000
Beacon BESS 1	61431	0.0000
Oregon State University	57653	0.2210
Veyo	3635	0.0000
Southern Owens Valley Solar	57304	0.0000
Van Norman Bypass Solar Pr	57307	0.0000
LATTC South Campus Solar	57312	0.0000
Foothill Solar Project	59799	0.0000
Blythe Solar IV, LLC	60095	0.0000
Rancho Seco Solar II, LLC	63387	0.0000
Wildflower Solar I, LLC	62988	0.0000
Walnut Power Plant	4256	0.3937
Lopez Canyon	57730	0.0000
USPS FIT 1B - BP14-009B-700	61251	0.0000
USPS FIT 2A - BP14-011A-700	61252	0.0000
USPS FIT 2B - BP14-011B-700	61253	0.0000
SANTA MARIA II LFG POWER	57100	1.1222
Altwind 1 - Altwind 1	P1	0.0000
Altwind 2 - Altwind 2	P2	0.0000
Altwind 3 - Altwind 3	P3	0.0000
Desert Winds I - Desert Wind	P4	0.0000
Desert Winds II Pwr Purch Tr	P5	0.0000
Desert Winds III - Desert Wir	P6	0.0000
San Geronio Altwind - San C	P7	0.0000
San Geronio East - San Gorg	P8	0.0000
1122-11423 Vanowen - FITS	P9	0.0000
1160-2645 La Cienega Ave -	P10	0.0000
1254-10261 Glenoaks Blvd -	P11	0.0000
1425-12360 Foothill Blvd - F	P12	0.0000
14539 Blythe Solar PV - FITS	P13	0.0000
21717 Nordhoff - FiTS1007 -	P14	0.0000
8011-658 Venice Blvd. - FITS	P15	0.0000

Bathke Broadway Properties	P16	0.0000
Capelin Distribution Center -	P17	0.0000
Cathay LA - Solar Project - Fi	P18	0.0000
Chatsmouth Solar Project 1 -	P19	0.0000
DS2 Solar FiT Project - FiTS10	P20	0.0000
DS3 Solar FiT Project - FiTS10	P21	0.0000
Figueroa & Ave 61 Center - F	P22	0.0000
FITS1017 - 11115 Laurel Can	P23	0.0000
Harbor Regional Park Ground	P24	0.0000
KSI Solar Whiteman - FiTS10	P25	0.0000
LAX Logistic Industrial Cente	P26	0.0000
Layline Distribution Center -	P27	0.0000
Mastercraft 96.64kW Solar P	P28	0.0000
M-C Investments 4558 Brazil	P29	0.0000
North Figueroa & Ave. 58-59	P30	0.0000
Oxen Solar I - FiTD1019 - 113	P31	0.0000
Prairie Solar I - FiTS1025 - 20	P32	0.0000
Prairie Solar II - FiTS1026 - 19	P33	0.0000
Saf Keep Melrose - FiTS1016	P34	0.0000
Saf Keep San Fernando - FiTS	P35	0.0000
Shri Ji Ram Solar FiT Project -	P36	0.0000
SOL #1235 LOS ANGELES - Fi	P37	0.0000
Sunstarter Solar CXVI - FiTS1	P38	0.0000
Tangen Building - FiTS1009 -	P39	0.0000
Van Nuys Air - Hannah Solar	P40	0.0000
Aeroplex - FiTS1100 - 16143	P41	0.0000
Aeroplex 2 - FiTS1099 - 7943	P42	0.0000
Flight Building 1 - FiTS1049 -	P43	0.0000
Flight Building 6 - FiTS1054 -	P44	0.0000
Flight Building 7 - FiTS1055 -	P45	0.0000
Flight Building 8 - FiTS1056 -	P46	0.0000
Flight Building 10 - FiTS1058	P47	0.0000
Van Nuys Air - 16620 Stagg S	P48	0.0000
Flight Building 2	P49	0.0000
Flight Building 3 - FiTS1051 -	P50	0.0000
Flight Building 4 - FiTS1052 -	P51	0.0000
Flight Building 5 - FiTS1053 -	P52	0.0000
Foothill - FiTS1087 - 7061 Fo	P53	0.0000
13207 Bradley Avenue - FiTS	P54	0.0000
Flight Building 11 - FiTS1059	P55	0.0000
Flight Building 12 - FiTS1060	P56	0.0000
Flight Building 13 - FiTS1061	P57	0.0000
Sun Valley 2 - FiTS1101 - 110	P58	0.0000
BJE Solar FiT Project II - FiTS1	P59	0.0000

Flight Building 9 - FITS1057 -	P60	0.0000
Valley Solar 1 - FITS1094 - 93	P61	0.0000
Valley Solar 5 - FITS1093 - 93	P62	0.0000
Valley Solar 6 - FITS1095 - 19	P63	0.0000
BJE Solar FiT Project - FITS10	P64	0.0000
WE Solar FiT Project - FITS10	P65	0.0000
US Customhouse - BP 14-011	P66	0.0000
Berths 153 154-155 - BP14-0	P67	0.0000
Ardagh Cannery Building 8 -	P68	0.0000
Napa FIT - FITS1073 - 16901-	P69	0.0000
Flight Building 14 - FITS1062	P70	0.0000
Woodman and Nordhoff Cer	P71	0.0000
De Soto - FITS1103 - 9401 De	P72	0.0000
LA Convention Center Carpo	P73	0.0000
Main St - General Service HQ	P74	0.0000
Metro Center - Parking Gara	P75	0.0000
Owens Dry Lake Solar Demo	P76	0.0000
Valley Generating Station - A	P77	0.0000
Harbor Generating Station -	P78	0.0000
Solar Rooftops Program - Gro	P79	0.0000
Haiwee Power Plant - Haiwee	P80	0.0000
Haiwee Power Plant - Haiwee	P81	0.0000
AT&T Park Solar Arrays	P82	0.0000
SF Service Center Solar Array	P83	0.0000
SF Service Center Solar Array	P84	0.0000
CHARCOAL RAVINE	P85	0.0000
HAT CREEK HEREFORD RANC	P86	0.0000
JAMES B. PETER	P87	0.0000
JAMES CRANE HYDRO	P88	0.0000
JOHN NEERHOUT JR.	P89	0.0000
KINGS RIVER HYDRO CO.	P90	0.0000
LOFTON RANCH	P91	0.0000
ORANGE COVE IRRIGATION D	P92	0.0000
ROCK CREEK WATER DISTRIC	P93	0.0000
SCHAADS HYDRO	P94	0.0000
SWISS AMERICA	P95	0.0000
2103 HILL PRISTINE SUN LLC	P96	0.0000
2105 HART (Oroville Solar)	P97	0.0000
2154 Foote (Oroville Solar)	P98	0.0000
AMERICAN ENERGY, INC. (SA	P99	0.0000
AMERICAN ENERGY, INC. (W	P100	0.0000
APEX 646-460	P101	0.0000
BROWNS VALLEY IRRIGATION	P102	0.0000
BUCKEYE HYDROELECTRIC PR	P103	0.0000

CALAVERAS PUBLIC UTILITY DISTRICT	P104	0.0000
CALAVERAS PUBLIC UTILITY DISTRICT	P105	0.0000
CALAVERAS PUBLIC UTILITY DISTRICT	P106	0.0000
DIGGER CREEK RANCH	P107	0.0000
Goose Valley Hydro (SB32)	P108	0.0000
GreenLight- Peacock Solar Project	P109	0.0000
JACKSON VALLEY IRRIGATION DISTRICT	P110	0.0000
Lassen Station Hydro	P111	0.0000
MADERA CANAL (1174 + 84)	P112	0.0000
Madera Canal (1923)	P113	0.0000
MADERA CANAL STATION 13	P114	0.0000
Mathew's Dam Hydro	P115	0.0000
MCFADDEN HYDROELECTRIC PROJECT	P116	0.0000
Mill Sulphur Creek Project	P117	0.0000
NEVADA IRRIGATION DISTRICT	P118	0.0000
PCWA – Lincoln Metering and Billing	P119	0.0000
Pristine Sun- 2192 Ramirez	P120	0.0000
Pristine Sun Alvares 2041	P121	0.0000
Pristine Sun Buzzelle	P122	0.0000
Pristine Sun Christensen	P123	0.0000
Pristine Sun Cotton 2096	P124	0.0000
PRISTINE SUN FITZJARRELL	P125	0.0000
Pristine Sun Jardine	P126	0.0000
PRISTINE SUN JARVIS	P127	0.0000
Pristine Sun Rogers	P128	0.0000
Pristine Sun Scherz	P129	0.0000
Pristine Sun Smotherman	P130	0.0000
Pristine Sun Stroing	P131	0.0000
ROCK CREEK L.P.	P132	0.0000
Salmon Creek Hydroelectric	P133	0.0000
SANTA MARIA II LFG POWER PLANT	P134	0.0000
SHAMROCK UTILITIES (CEDAR)	P135	0.0000
SHAMROCK UTILITIES (CLOVER)	P136	0.0000
SIERRA GREEN ENERGY	P137	0.0000
SILVER SPRINGS	P138	0.0000
Sirius Solar	P139	0.0000
TUNNEL HILL HYDROELECTRIC PROJECT	P140	0.0000
Twin Valley Hydro	P141	0.0000
Water Wheel Ranch	P142	0.0000
YUBA COUNTY WATER AGENCY	P143	0.0000
GRASSHOPPER FLAT	P144	0.0000
Sutter's Mill	P145	0.0000
Hayward Paul Luckey	P146	0.0000
J Bar 9 Ranch, Inc. (LU)	P147	0.0000

West Side	P148	0.0000
Cape Scott Wind	P149	0.0000
Dokie Wind	P150	0.0000
Meikle Wind	P151	0.0000
Moose Lake Wind	P152	0.0000
Pennask Wind Farm	P153	0.0000
Quality Wind	P154	0.0000
FIT - McClellan Park	P155	0.0000
Sutter's Landing Solar	P156	0.0000
SMUD PV - Hedge Substation	P157	0.0000
Cal Expo	P158	0.0000
Utility Operations Center	P159	0.0000
Shinish Creek Wind Farm	P160	0.0000
TerraGen Mojave Wind Farm	P161	0.0000
CITY OF WATSONVILLE	P162	1.1222
BLAKE'S LANDING FARMS, INC	P163	1.1222
Clover Flat LFG	P164	1.1222
OPEN SKY DAIRY DIGESTER #	P165	1.1222
SAN LUIS OBISPO AD (aka HZ)	P166	1.1222
VERWEY MADERA DAIRY DIG	P167	1.1222
ABEC Bidart-Stockdale LLC	P168	1.1222
Still Water Power	P169	1.1222
Van Warmerdam Dairy Diges	P170	1.1222
New Hope Dairy Digester	P171	1.1222
Van Steyn	P172	1.1222
Fiscalini Farms	P173	1.1222
1080 CHESTNUT CORP.	P174	0.3937
AIRPORT CLUB	P175	0.3937
ARDEN WOOD BENEVOLENT	P176	0.3937
CITY OF WATSONVILLE	P177	0.3937
GREATER VALLEJO RECREATI	P178	0.3937
HAYWARD AREA REC & PARK	P179	0.3937
NIHONMACHI TERRACE	P180	0.3937
ORINDA SENIOR VILLAGE	P181	0.3937
SATELLITE SENIOR HOMES	P182	0.3937
UC Davis Medical Center	P183	0.3937
Elk Grove Milling	P184	0.3937
GFP Ethanol, LLC dba Calgren	P185	0.3937
Techni-Cast Corp	P186	0.3937
Aligned Microgrid	P187	0.8038
CSE Arizona Facility	P188	0.5955
Gila River Power Station - All	P189	0.4191
Gila River Power Station - Blc	P190	0.4209
Gila River Power Station - Blc	P191	0.4088

Gila River Power Station - Bl	P192	0.4254
Gila River Power Station - Bl	P193	0.4209
La Rosita Power Project (ME)	P194	0.4161
MCAS Yuma Microgrid MCG)	P195	0.8038
Mesquite Generating Station	P196	0.3939
Stotz Southern Generation	P197	0.5955
Termoelectrica de Mexicali (P198	0.3832
26-foot Drop Small Hydro	P199	0.0000
Blackspring Ridge 1A Wind P	P200	0.0000
Blackspring Ridge 1B Wind P	P201	0.0000
Bridge River 1 Hydroelectric	P202	0.0000
Bridge River 2 Hydroelectric	P203	0.0000
Cheakamus Hydroelectric Ge	P204	0.0000
Energía Sierra Juárez Wind F	P205	0.0000
G.M. Shrum Hydroelectric Ge	P206	0.0000
Grand View 5 East	P207	0.0000
Halkirk I Wind Project (CAN)	P208	0.0000
Kootenay Canal Hydroelectri	P209	0.0000
Mica Hydroelectric Generati	P210	0.0000
Peace Canyon Hydroelectric	P211	0.0000
Revelstoke Hydroelectric Ge	P212	0.0000
Seven Mile Hydroelectric Ge	P213	0.0000
Utility Built Solar (LADWP)	P214	0.0000
FIT Solar	P215	0.0000

ASSET CONTROLLING SUPPLIER RESOURCE MIX CALCULATOR

Instructions: Enter total net specified procurement of ACS system resources into cell A8, A23, or A38. In Column E, the calculator will determine quantities of resource-specific net procurement for entry on Schedule 1.

Powerex				
Net MWh Procured	N/A	Resource Type	Resource Mix Factors	Resource-Specific Procurements from ACS
		Biomass & biowaste		-
		Geothermal		-
		Eligible hydroelectric		-
		Solar		-
		Wind	0.00	-
		Coal		-
		Large hydroelectric	0.88	-
		Natural gas	0.01	-
		Nuclear	0.01	-
		Other	0.04	-
		Unspecified Power	0.06	-

Bonneville Power Administration				
Net MWh Procured	N/A	Resource Type	Resource Mix Factors	Resource-Specific Procurements from ACS
		Biomass & biowaste		-
		Geothermal		-
		Eligible hydroelectric		-
		Solar	0.00	-
		Wind		-
		Coal		-
		Large hydroelectric	0.85	-
		Natural gas	0.00	-
		Nuclear	0.11	-
		Other	0.01	-
		Unspecified Power	0.04	-

Tacoma Power				
Net MWh Procured	N/A	Resource Type	Resource Mix Factors	Resource-Specific Procurements from ACS
		Biomass & biowaste		-
		Geothermal		-
		Eligible hydroelectric		-
		Solar		-

Wind		-
Coal		-
Large hydroelectric	0.90	-
Natural gas		-
Nuclear	0.06	-
Other		-
Unspecified Power	0.04	-

**POWER SOURCE DISCLOSURE ANNUAL REPORT
ATTESTATION FORM**
for the year ending December 31, 2020
**SOLANA ENERGY ALLIANCE
SEA CHOICE**

I, (print name) Gregory Wade,
(title) CITY MANAGER / EXEC. DIR., declare under penalty of perjury, that the statements
contained in this report including Schedules 1, 2, and 3 are true and correct and that I, as an
authorized agent of (print name of company) Solana Energy Alliance, have
authority to submit this report on the company's behalf. I further declare that the megawatt-
hours claimed as specified purchases as shown in these Schedules were, to the best of my
knowledge, sold once and only once to retail customers.

Name: Gregory Wade

Representing (Retail Supplier): Solana Energy Alliance

Signature: 

Dated: 6/1/2021

Executed at: City of Solana Beach

2020 POWER SOURCE DISCLOSURE ANNUAL REPORT For the Year Ending December 31, 2020

Retail suppliers are required to use the posted template and are not allowed to make edits to this format. Please complete all requested information.

GENERAL INSTRUCTIONS

RETAIL SUPPLIER NAME	
	City of Solana Beach d/b/a Solana Energy Alliance
ELECTRICITY PORTFOLIO NAME	
	SEA Green
CONTACT INFORMATION	
NAME	Gregory Wade
TITLE	City Manager
MAILING ADDRESS	635 S. Highway 101
CITY, STATE, ZIP	Solana Beach, CA 92075
PHONE	858-720-2431
EMAIL	gwade@cosb.org
WEBSITE URL FOR PCL POSTING	https://solanaenergyalliance.org/your-options/sea-green/

Submit the Annual Report and signed Attestation in PDF format with the Excel version of the Annual Report to PSDprogram@energy.ca.gov. Remember to complete the Retail Supplier Name, Electricity Portfolio Name, and contact information above, and submit separate reports and attestations for each additional portfolio if multiple were offered in the previous year.

NOTE: Information submitted in this report is not automatically held confidential. If your company wishes the information submitted to be considered confidential an authorized representative must submit an application for confidential designation (CEC-13), which can be found on the California Energy Commissions's website at <https://www.energy.ca.gov/about/divisions-and-offices/chief-counsels-office>.

If you have questions, contact Power Source Disclosure (PSD) staff at PSDprogram@energy.ca.gov or (916) 639-0573.

INTRODUCTION

Retail suppliers are required to submit separate Annual Reports for each electricity portfolio offered to California retail consumers in the previous calendar year. Enter the Retail Supplier Name and Electricity Portfolio Name at the top of Schedule 1, Schedule 2, Schedule 3, and the Attestation.

A complete Annual Report includes the following tabs:

PSD Intro
Instructions
Schedule 1 - Procurements and Retail Sales
Schedule 2 - Retired Unbundled Renewable Energy Credits (RECs)
Schedule 3 - Annual Power Content Label Data
GHG Emissions Factors
Asset-Controlling Supplier (ACS) Procurement Calculator
PSD Attestation

INSTRUCTIONS

Schedule 1: Procurements and Retail Sales

Retail suppliers of electricity must complete this schedule by entering information about all power procurements and generation that served the identified electricity portfolio covered in this filing in the prior year. The schedule is divided into sections: directly delivered renewables, firmed-and-shaped imports, specified non-renewables, and procurements from ACSs. Insert additional rows as needed to report all procurements or generation serving the subject product. Provide the annual retail sales for the subject product in the appropriate space. At the bottom of Schedule 1, provide the retail suppliers' other electricity end-uses that are not retail sales, such as transmission and distribution losses. Retail suppliers shall submit a purchase agreement or ownership arrangement documentation substantiating that any eligible firmed-and-shaped product for which it is claiming an exclusion was executed prior to January 1, 2019. **Any retail supplier that offered multiple electricity portfolios in the prior year must submit separate Annual Reports for each portfolio offered.**

Specified Purchases: A Specified Purchase refers to a transaction in which electricity is traceable to specific generating facilities by any auditable contract trail or equivalent, such as a tradable commodity system, that provides commercial verification that the electricity claimed has been sold once and only once to retail consumers. Do not enter data in the grey fields. For specified purchases, include enter following information for each line item:

Facility Name - Provide the name used to identify the facility.

Fuel Type - Provide the resource type (solar, natural gas, etc.) that this facility uses to generate electricity.

Location - Provide the state or province in which the facility is located.

Identification Numbers - Provide all applicable identification numbers from the Western Renewable Energy Generation Information System (WREGIS), the Energy Information Agency (EIA), and the California Renewables Portfolio Standard (RPS).

Gross Megawatt Hours Procured - Provide the quantity of electricity procured in MWh from the generating facility.

Megawatt Hours Resold - Provide the quantity of electricity resold at wholesale.

Unspecified Power: Unspecified Power refers to electricity that is not traceable to specific generation sources by any auditable contract trail or equivalent, or to power purchases from a transaction that expressly transferred energy only and not the RECs associated from a facility. **Do not enter procurements of unspecified power.** The schedule will calculate unspecified power procurements automatically.

Schedule 2: Retired Unbundled RECs

Complete this schedule by entering information about unbundled REC retirements in the previous calendar year.

Schedule 3: Annual Power Content Label Data

This schedule is provided as an automated worksheet that uses the information from Schedule 1 to calculate the power content and GHG emissions intensity for each electricity portfolio. The percentages calculated on this worksheet should be used for your Power Content Label.

ACS Resource Mix Calculator

Retail suppliers may report specified purchases from ACS system power if the ACS provided its fuel mix of its specified system mix to the Energy Commission. Use the calculator to determine the resource-specific procurement quantities, and transfer them to Schedule 1.

GHG Emissions Factors

This tab will be displayed for informational purposes only; it will not be used by reporting entities, since the emissions factors below auto-populate in the relevant fields on Schedules 1 & 3.

Attestation

This template provides the attestation that must be submitted with the Annual Report to the Energy Commission, stating that the information contained in the applicable schedules is correct and that the power has been sold once and only once to retail consumers. This attestation must be included in the package that is transmitted to the Energy Commission. Please provide the complete Annual Report in Excel format and the complete Annual Report with signed attestation in PDF format as well.

**2020 POWER SOURCE DISCLOSURE ANNUAL REPORT
 SCHEDULE 1: PROCUREMENTS AND RETAIL SALES
 For the Year Ending December 31, 2020
 SOLANA ENERGY ALLIANCE
 SEA GREEN**

Instructions: Enter information about power procurements underlying this electricity portfolio for which your company is filing the Annual Report. Insert additional rows as needed. All fields in white should be filled out. **Fields in grey auto-populate as needed and should not be filled out.** For EIA IDs for unspecified power or specified system mixes from asset-controlling suppliers, enter "unspecified", "BPA," "Powerex,," or "Tacoma" as applicable. For specified procurements of ACS power, use the ACS Procurement Calculator to calculate the resource breakdown comprising the ACS system mix. **Procurements of unspecified power must not be entered as line items below; unspecified power will be calculated automatically in cell N9.** Unbundled RECs must not be entered on Schedule 1; these products must be entered on Schedule 2. At the bottom portion of the schedule, provide the other electricity end-uses that are not retail sales including, but not limited to transmission and distribution losses or municipal street lighting. Amounts should be in megawatt-hours.

Retail Sales (MWh)	463
Net Specified Procurement (MWh)	463
Unspecified Power (MWh)	-
Procurement to be adjusted	-
Net Specified Natural Gas	-
Net Specified Coal & Other Fossil Fuels	-
Net Specified Nuclear, Large Hydro, Renewables, and ACS Power	463
GHG Emissions (excludes grandfathered emissions)	12
GHG Emissions Intensity (in MT CO ₂ e/MWh)	0.0252

DIRECTLY DELIVERED RENEWABLES

Facility Name	Fuel Type	State or Province	WREGIS ID	RPS ID	N/A	EIA ID	Gross MWh Procured	MWh Resold	Net MWh Procured	Adjusted Net MWh Procured	GHG Emissions Factor (in MT CO ₂ e/MWh)	GHG Emissions (in MT CO ₂ e)	N/A
Clearwater Paper Corporation - #3 turbine generat	Biomass & biowa	ID	W128	60533A		50637	463	-	463	463	0.0252	12	
									-	-	#N/A		
									-	-	#N/A		
									-	-	#N/A		
									-	-	#N/A		
									-	-	#N/A		
									-	-	#N/A		
									-	-	#N/A		
									-	-	#N/A		

FIRMED-AND-SHAPED IMPORTS

Facility Name	Fuel Type	State or Province	WREGIS ID	RPS ID	EIA ID of REC Source	EIA ID of Substitute Power	Gross MWh Procured	MWh Resold	Net MWh Procured	Adjusted Net MWh Procured	GHG Emissions Factor (in MT CO ₂ e/MWh)	GHG Emissions (in MT CO ₂ e)	Eligible for Grandfathered Emissions?
									-	-	#N/A		
									-	-	#N/A		
									-	-	#N/A		
									-	-	#N/A		

SPECIFIED NON-RENEWABLE PROCUREMENTS

Facility Name	Fuel Type	State or Province	N/A	N/A	N/A	EIA ID	Gross MWh Procured	MWh Resold	Net MWh Procured	Adjusted Net MWh Procured	GHG Emissions Factor (in MT CO ₂ e/MWh)	GHG Emissions (in MT CO ₂ e)	N/A
								-	-	-	#N/A		
								-	-	-	#N/A		
								-	-	-	#N/A		
								-	-	-	#N/A		
								-	-	-	#N/A		
								-	-	-	#N/A		
								-	-	-	#N/A		

PROCUREMENTS FROM ASSET-CONTROLLING SUPPLIERS

Facility Name	Fuel Type	N/A	N/A	N/A	N/A	EIA ID	Gross MWh Procured	MWh Resold	Net MWh Procured	Adjusted Net MWh Procured	GHG Emissions Factor (in MT CO ₂ e/MWh)	GHG Emissions (in MT CO ₂ e)	N/A
										-	#N/A		
										-	#N/A		
										-	#N/A		
										-	#N/A		

END USES OTHER THAN RETAIL SALES	MWh

2020 POWER SOURCE DISCLOSURE ANNUAL REPORT
SCHEDULE 3: POWER CONTENT LABEL DATA
For the Year Ending December 31, 2020
SOLANA ENERGY ALLIANCE
SEA GREEN

Instructions: No data input is needed on this schedule. Retail suppliers should use these auto-populated calculations to fill out their Power Content Labels.

	Adjusted Net Procured (MWh)	Percent of Total Retail Sales
Renewable Procurements	463	100.0%
Biomass & Biowaste	463	100.0%
Geothermal	-	0.0%
Eligible Hydroelectric	-	0.0%
Solar	-	0.0%
Wind	-	0.0%
Coal	-	0.0%
Large Hydroelectric	-	0.0%
Natural gas	-	0.0%
Nuclear	-	0.0%
Other	-	0.0%
Unspecified Power	-	0.0%
Total	463	100.0%

Total Retail Sales (MWh)	463
---------------------------------	------------

GHG Emissions Intensity (converted to lbs CO₂e/MWh)	56
---	-----------

Percentage of Retail Sales Covered by Retired Unbundled RECs	0.0%
---	-------------

INDEX OF GENERATOR-SPECIFIC GHG EMISSIONS FACTORS

Instructions: This tab is for informational purposes only; it will not be used by reporting entities, since the emissions factors below auto-populate in the relevant fields on Schedules 1 & 3.

Facility Name	EIA ID or Proxy ID	GHG Emissions Factor (in MT CO ₂ e/MWh)
Bonneville Power Administration (Asset-Controlling Supplier)	BPA	0.0117
Powerex (Asset-Controlling Supplier)	Powerex	0.0342
Tacoma Power (Asset-Controlling Supplier)	Tacoma Power	0.0168
Unspecified Power	Unspecified Power	0.4280
AES Alamitos, LLC	315	0.6983
AES Huntington Beach, LLC	335	0.5893
AES Redondo Beach LLC	356	0.8753
Air Products Wilmington Hydrogen Plant	55557	4.2229
Algonquin Power Sanger, LLC	57564	0.3870
LAR ARCO Watson Cogeneration	50216	0.8254
LAR Tesoro Equilon Los Angeles Refining	50530	0.8254
Calciner	10601	1.1029
Badger Creek Limited	10650	0.4983
Bear Mountain Limited	10649	0.4941
Biola University	54296	0.2248
Blythe Energy	55295	0.4281
Braun Medical Inc	50200	0.4900
California State University, Channel Islands	50851	2.1993
CP Kelco San Diego	52147	0.4965

CalEnergy Operating Corporation - J J Elmore - Geothermal	10634	0.0211
CalEnergy Operating Corporation - J M Leathers - Geothermal	10631	0.0659
CalEnergy Operating Corporation - Region 1 - Geothermal	10878	0.0650
CalEnergy Operating Corporation - Region 1 - Geothermal	10879	0.0650
CalEnergy Operating Corporation - Region 1 - Geothermal	10759	0.0650
CalEnergy Operating Corporation - Region 1 - Geothermal	54996	0.0650
CalEnergy Operating Corporation - Region 1 - Geothermal	55983	0.0650
CalEnergy Operating Corporation - Region 2 - Geothermal	55984	0.0572
CalEnergy Operating Corporation - Region 2 - Geothermal	10632	0.0572
CalEnergy Operating Corporation - Region 2 - Geothermal	50210	0.0572
Midway Peaking, LLC	56639	0.6231
CalPeak Power - Enterprise	55513	0.5810
California Institute of Technology (CalTech)	10262	0.2605
California Power Holdings, LLC-Chowchilla Facility, 95360	56185	0.5521
California Power Holdings, LLC-Red Bluff Facility, 96080	56184	0.5548
California State University, San Diego	50061	0.4499

California State University, San Jose	10548	0.5309
Calpine - CCFC Sutter Energy, LLC	55112	0.3887
Calpine - Delta Energy Center, LLC	55333	0.3882
Calpine - Gilroy Cogen, L.P., Gilroy Cogen_Peaker	55810	0.5283
ProEnergy - Greenleaf Energy Unit 2, LLC	10349	0.4094
Calpine - King City Cogen, LLC, King City Cogen_Peaker	10294	0.4423
Calpine - Los Esteros Critical Energy Facility, LLC	55748	0.4524
Calpine - Los Medanos Energy Center, LLC	55217	0.3501
Calpine - Metcalf Energy Center, LLC	55393	0.3885
Calpine - O.L.S. Energy - Agnews Inc. 95134	50748	0.5499
Calpine - Otay Mesa Energy Center	55345	0.3900
Calpine - Pastoria Energy Facility L.L.C.	55656	0.3756
Carson Hybrid Energy Storage LLC	10169	0.4657
Chalk Cliff Limited	50003	0.4102
Chevron Products Company - El Segundo Refinery, 90245	10213	2.4441
Chevron Products Company - Richmond Refinery, 94802	52109	1.5618
City of Anaheim, Combustion Turbine Generator	7693	0.5105
Civic Center Cogen, LA County	10623	0.2636
Phillips 66 Company - San Francisco Refinery	50119	0.7175

Phillips 66 Company - San Francisco Carbon Plant	50388	2.0184
Phillips 66 Company - Los Angeles Refinery - Wilmington Plant	54451	1.6196
Phillips 66 Company - Santa Maria Refinery	56284	40.1235
Coso Energy Developers (BLM E&W) - Geothermal	10875	0.3995
Coso Finance Partners (Navy I) - Geothermal	10873	0.1641
Coso Power Developers (Navy II) - Geothermal	10874	0.3240
Crockett Cogeneration Project, LP	55084	0.3296
Grade 6 Oil, LLC	54410	1.0260
Double C Limited	50493	0.5430
Dynegy Moss Landing, LLC	260	0.3717
Dynegy Oakland, LLC.	6211	1.1267
E.F. Oxnard LLC	10776	0.4202
City of Colton - Generation	55951	0.6066
Torrance Refinery	50624	7.5526
Frito Lay - Kern Plant	10110	1.2355
Hanford Energy Park Peaker	55698	0.6612
Henrietta Peaker Plant	55807	0.6082
Goal Line LP, 92025	54749	0.9196
Grayson Power Plant	377	0.8372
High Desert Power Project, LLC	55518	0.4072
High Sierra Limited	50495	0.5477
Imperial Irrigation District (IID), El Centro Generating Station	389	0.4497
Imperial Irrigation District (IID), Niland Gas Turbine Plant	56569	0.5336
Inland Empire Energy Center, LLC.	55853	0.4111
New-Indy Oxnard LLC	57585	0.3069

KES Kingsburg L.P.-- Kingsburg Cogeneration Facility	10405	0.5099
Kern Front Limited	50494	0.5559
Kern River Cogeneration Facility	10496	0.3190
Kimberly Clark Worldwide Inc.	58083	0.3785
Kyocera International Inc.	10720	0.6923
La Paloma Generating Plant GHG	55151	0.3952
Bridge Energy, LLC	56090	1.0777
Live Oak Limited	54768	0.4953
Loma Linda University	10206	0.3598
Los Angeles Department of Water & Power-Harbor Generating Station (LADWP)	399	0.5127
Los Angeles Department of Water & Power-Haynes Generating Station (LADWP)	400	0.4051
Los Angeles Department of Water & Power- Scattergood Generating Station (LADWP)	404	0.4210
Los Angeles Department of Water & Power-Valley Generating Station (LADWP)	408	0.3860
Luz Solar Partners LTD	10439	0.0142
Luz Solar Partners LTD	10440	0.0142
Luz Solar Partners LTD	10441	0.0142
Luz Solar Partners LTD	10442	0.0142
Luz Solar Partners LTD	10443	0.0142
Luz Solar Partners LTD VIII & IX	10444	0.0909
Luz Solar Partners LTD VIII & IX	10446	0.0909
Malaga Power, LLC	56239	0.5738
Malburg Generating Station	56041	0.4320

Martinez Cogen Limited Partnership	10342	0.3281
McKittrick Limited	50612	0.4080
Midway-Sunset Cogeneration	52169	0.2298
Modesto Irrigation District (MID) - Woodland Generation Station, 95351	7266	0.4644
Modesto Irrigation District - Ripon Generation Station, 95366	56135	0.5940
NRG Energy - El Segundo	330	0.4712
NRG Energy - El Segundo	57901	0.4712
NRG Energy - Long Beach	341	0.9008
OLS Energy Chino	50850	1.7717
New-Indy Ontario, LLC Linerboard Mill	10427	0.4867
Ormat Nevada, Inc./ GEM 2 & 3 - Geothermal	54038	0.1244
Ormat Nevada, Inc./ GEM 2 & 3 - Geothermal	10763	0.1244
Ormond Beach Power, LLC	350	0.6373
PG&E Gateway Generating Station	56476	0.3846
PG&E Humboldt Bay Generating Station	246	0.4669
Panoche Energy Center, LLC	56803	0.5033
Pasadena Water and Power, Glenarm	422	0.6223
Pasadena Water and Power, Glenarm	420	0.6223
Qualcomm, Inc. - Morehouse Facility	59456	0.4204
Qualcomm, Inc. - Pacific Center Facility	59458	0.3124
Qualcomm, Inc. - Pacific Center Facility	59457	0.3124
Redding Electric Utility - Redding Power Generation	7307	0.4559

Eco Services - Dominguez	52064	2.9928
Eco Services - Martinez	52063	0.8230
Riverside Public Utilities - Riverside Energy Resource Center	56143	0.5923
SDG&E - Miramar Energy Facility	56232	0.5476
SDG&E - Palomar Energy Center	55985	0.3927
SRI International Cogen Project	50537	0.3403
Sacramento Municipal Utility District (SMUD) , SCA	7551	0.3899
Sacramento Municipal Utility District (SMUD) , SPA	7552	0.4360
Salinas River Cogeneration Facility	50865	0.4231
Searles Valley Minerals Inc.	10684	0.4902
Martinez Refining Company LLC	54912	2.3256
Silicon Valley Power (SVP), City of Santa Clara , Cogen	7232	0.6209
Silicon Valley Power (SVP), City of Santa Clara , DVR	56026	0.4308
Southern California Edison (SCE) - Pebbly Beach	6704	0.7854
Southern California Edison (SCE) - Mountainview	358	0.4010
Sunrise Power Company	55182	0.3766
Sycamore Cogeneration Facility	50134	0.3378
Turlock Irrigation District (TID), Almond Power Plant	7315	0.5703

Turlock Irrigation District/ Walnut Energy Center	56078	0.4498
U.S. Borax, 93516	50115	0.4368
University of California, Irvine	57122	0.3037
University of California, Los Angeles, UCLA	52073	0.2944
University of California, San Diego, UCSD	57584	0.4031
University of California, San Francisco	58198	0.3405
University of California, Santa Cruz, UCSC EH&S Office	50064	0.5088
Valero Refining Company - California, Benicia Refinery and Benicia Asphalt Plant	55851	3.1943
Wildflower Energy, LP - Indigo Generation, LLC	55541	0.5790
Wildflower Energy, LP - Larkspur Energy Facility, LLC	55542	0.5655
Yuba City Cogeneration Partners LP	52186	0.0478
Harbor Cogeneration Company, LLC	50541	0.5977
The P&G Paper Products Co.	50464	0.4138
AltaGas Ripon Energy Inc.	50299	0.5512
Canyon Power Project (CPP)	57027	0.5861
High Sierra Cogeneration	57977	0.3316
CalPeak Power - Border	55510	0.6092
SDG&E - Cuyamaca Peak Energy Plant	55512	0.6108
Tracy Combined Cycle Plant	55933	0.4511
Riverside Public Utilities - Clearwater Facility	56356	0.4666

Chevron AAPG 745 San Joaquin Basin	52086	1.2173
Chevron AAPG 745 San Joaquin Basin	52082	1.2173
Chevron AAPG 745 San Joaquin Basin	52076	1.2173
Chevron AAPG 745 San Joaquin Basin	52107	1.2173
Chevron AAPG 745 San Joaquin Basin	50751	1.2173
Chevron AAPG 745 San Joaquin Basin	52081	1.2173
Chevron AAPG 745 San Joaquin Basin	52085	1.2173
Chevron AAPG 745 San Joaquin Basin	52104	1.2173
California Resources Elk Hills, LLC - 35R Gas Plant	55400	0.7655
PG&E Colusa Generating Station	56532	0.3826
Aera Energy Coastal Basins	55184	3.1410
Southern California Edison (SCE) - Barre Peaker	56474	0.5998
Southern California Edison (SCE) - Center Hybrid	56475	0.5960
Southern California Edison (SCE) - Grapeland Hybrid	56472	0.6161
Southern California Edison (SCE) - Mira Loma Peaker	56473	0.5356
Roseville Electric, Roseville Energy Park	56298	0.4517
CalPeak Power - Panoche, LLC	55508	0.6025
CalPeak Power - Vaca Dixon, LLC	55499	0.5802
Calpine - Gilroy Energy Center, LLC, Feather River	55847	0.6044

Calpine - Gilroy Energy Center, LLC, Riverview Peaker	55963	0.5779
Calpine - Gilroy Energy Center, LLC, Wolfskill Peaker	55855	0.6281
Naval Medical Center - San Diego	50963	0.4348
Orange Grove Energy Center	56914	0.6032
Northern California Power Agency - Geothermal Plant No. 1	7368	0.0457
Northern California Power Agency - Geothermal Plant No. 2	7369	0.0730
California Resources Production Corporation - 760 Los Angeles Basin	56051	0.7249
BWP/MPP Electricity Generating Facilities at 164 W. Magnolia	6013	0.3979
BWP/MPP Electricity Generating Facilities at 164 W. Magnolia	56077	0.3979
BWP/MPP Electricity Generating Facilities at 164 W. Magnolia	56046	0.3979
Escondido Energy Center, LLC	55538	0.5621
El Cajon Energy, LLC	57001	0.6046
Fresno Cogeneration Partners, LP	10156	0.5999
Chula Vista Energy Center	55540	0.9467
Sentinel Peak Resources - SJV Basin Facility	54447	3.8634
Sentinel Peak Resources - SJV Basin Facility	54449	3.8634
Signal Hill Petroleum Facilities	57702	0.8561
Berry Petroleum Company - San Joaquin Basin	50622	1.1155

Berry Petroleum Company - San Joaquin Basin	50170	1.1155
Mariposa Energy LLC	57483	0.5838
Richard J Donovan Correctional Facility	54936	0.0876
Marsh Landing Generating Station	57267	0.6474
Walnut Creek Energy, LLC	57515	0.5165
Sentinel Energy Center, LLC	57482	0.5308
Southern California Edison (SCE) - McGrath Peaker	56471	0.5290
Lodi Energy Center	57978	0.3860
Lodi Energy Center	7449	0.3860
California State University, Fullerton	58169	0.2827
Kaweah Delta Medical Center	10042	816.8080
Saint Agnes Medical Center	54800	0.2157
Houweling Nurseries Oxnard, Inc	58432	0.7032
Olive View Medical Center, Los Angeles County Department of Health Services	10884	0.3418
Rady Children's Hospital San Diego	10175	0.4784
Calpine - Russell City Energy Center	56467	0.3894
Ivanpah Solar Electric Generating System	57074	0.0903
Ivanpah Solar Electric Generating System	57073	0.0903
Ivanpah Solar Electric Generating System	57075	0.0903
Delano Energy Center, LLC	58122	0.6151
Ormat Nevada, Inc. / ORNI 18 North Brawley - Geothermal	56832	0.6186

University of California, Berkeley	50849	0.3340
Pacific Ethanol Madera, LLC	61989	4.1431
ProEnergy - Greenleaf Energy Unit 1, LLC	10350	0.4768
Sharp Grossmont Hospital	10115	0.3039
Pio Pico Energy Center	57555	0.5313
SunSelect Produce (California) Inc	61754	0.9099
Berry Petroleum Company - Placerita	52096	0.3327
Carlsbad Energy Center Project	58847	0.5882
Biomass One, L.P.	10869	0.0355
Clearwater Paper Corp. - Lewiston	50637	0.0252
Desert View Power	10300	0.0395
H. Wilson Sundt Generating Station (formerly Irvington Generating Station)	126	0.6244
Kettle Falls Woodwaste Plant	550	0.0435
Longview Washington Pulp and Paper Mill	54562	0.0347
Loyalton Biomass Cogeneration (ARP)	50111	0.0329
Seneca Sustainable Energy	57457	0.0203
Sierra Pacific Burlington	56406	0.0090
Trans-Jordan Generating Station (Landfill Gas)	56853	0.0032
WestRock - Tacoma (formerly: Simpson Biomass)	57099	0.0235
Weyerhaeuser Longview WA	50187	0.4790
Agua Caliente Solar Project	57373	0.0000
Agua Fria Generating Station	141	0.6964
American Falls Solar	60011	0.0000

American Falls Solar II	60012	0.0000
Apache Generating Station	160	0.8126
Apache Solar	60964	0.0000
Apex Generating Station- Natural Gas Combined Cycle	55514	0.3731
Arlington Valley Energy Facility-Natural Gas Combined Cycle	55282	0.3923
Arlington Valley Solar Project II	57680	0.0000
Arlington Wind Power Project	56855	0.0000
Beaver	8073	0.5322
Bennett Mountain Power	55733	0.5970
Beowawe Power	10287	0.0622
Big Horn II-Wind	57319	0.0000
Big Horn PPM-Wind Power Project	56361	0.0000
Biglow Canyon Wind Farm (Phase 1)	56485	0.0000
Biglow Canyon Wind Farm (Phase 2)	56485	0.0000
Biglow Canyon Wind Farm (Phase 3)	56485	0.0000
Boardman Power Plant	6106	1.1770
Bonanza Power Plant	7790	1.0203
Boundary Hydroelectric Units	6433	0.0000
Box Canyon Dam (WA)	3891	0.0000
Broadview Energy JN, LLC	60145	0.0000
Broadview Energy KW, LLC	60152	0.0000
Brownlee	811	0.0000
Cabinet Gorge	833	0.0000
Caithness Shepherd's Flat - Horseshoe Bend (Wind)	57550	0.0000
Caithness Shepherd's Flat - North Hurlburt (Wind)	57526	0.0000

Caithness Shepherd's Flat - South Hurlburt (Wind)	57549	0.0000
Campbell Hill Windpower Project (Three Buttes Windpower LLC)	57090	0.0000
Carty Generating Station	58503	0.3802
Cedar Creek II	57210	0.0000
Cedar Creek Wind	56371	0.0000
Cedar Point Wind	57315	0.0000
Centennial Hardin (MT)	55749	1.4143
Chehalis	55662	0.3985
Cholla Power Station	113	1.1294
Chuck Lenzie Station	55322	0.4022
CJ Strike	812	0.0000
Clark Station	2322	0.5553
Colgate Powerhouse	454	0.0000
Collierville Hydro	54555	0.0000
Colstrip	6076	1.0518
Coolidge Generation Station	56948	0.5420
Copper Mountain Solar 1 (CM10)	56944	0.0000
Copper Mountain Solar 2 (CMS2)	58017	0.0000
Copper Mountain Solar 3	58915	0.0000
Copper Mountain Solar 4 (CMS4)	59814	0.0000
Coronado Generating Station	6177	1.1649
Cowiltz River Project (Mayfield Dam and Mossyrock Dam)	3917	0.0000
Coyote Springs I	7350	0.3683
Craig	6021	1.0399
Crooked Falls	2181	0.0000
Currant Creek	56102	0.4045
Cushman Hydro Project (Cushman No. 1 Dam and Cushman No. 2 Dam)	3914	0.0000
Dave Johnston	4158	1.1114

Desert Basin Generating Station	55129	0.4264
Desert Star Energy Center (formerly: Eldorado Energy)-Natural Gas Combined Cycle	55077	0.4109
Don A. Campbell (Phase 2) Geothermal Plant	60419	0.0000
Don A. Campbell (Wild Rose) Geothermal Plant	58533	0.0000
Donnells Hydro	415	0.0000
Dunlap I	57299	0.0000
El Cabo Wind	58098	0.0000
Elkhorn Valley Wind Farm	56623	0.0000
Encogen Generating Station	7870	0.4809
Eurus Combine Hills II LLC	57137	0.0000
Evander Andrews Power Complex	7953	0.5843
Ferndale Generating Station	54537	0.4116
Fort Churchill Station	2330	0.6374
Four Corners Power Plant	2442	1.0277
Frank Tracy Station	2336	0.4387
Frederickson Power LP	55818	0.3806
Frederickson PSE	99	1.3726
Fredonia Generating Station	607	0.7850
Gala Solar (Solar Star Oregon II)	61048	0.0000
Galena 2 Geothermal Power Plant	56540	0.0000
Galena 3 Geothermal Power Plant	56541	0.0000
Gila River Power Station - Block 1	59338	0.4209
Gila River Power Station - Block 2	60768	0.4088
Gila River Power Station - Block 3	59784	0.4254

Gila River Power Station - Block 4	55306	0.4209
Glacier Wind Farm (Naturener)	57049	0.0000
Glen Canyon Dam	153	0.0000
Glenrock I	56841	0.0000
Glenrock III	56841	0.0000
Goldendale Generating Station	55482	0.3901
Goodnoe Hills	56666	0.0000
Goshen Phase II LLC	57211	0.0000
Grady Wind Energy Center, LLC	60317	0.0000
Grand View 2 West	60068	0.0000
Grays Harbor Energy	7999	0.3937
Griffith Energy, LLC	55124	0.3898
Harry Allen Station	7082	0.3944
Harvest Wind	57152	0.0000
Hay Canyon Wind	56790	0.0000
Headgate Rock Dam	7179	0.0000
Heber Geothermal	54689	0.0539
Hells Canyon	3013	0.0000
Hermiston	54761	0.4016
Hermiston Power, LLC	55328	0.3949
Higgins Generating Station	55687	0.4205
High Plains	57040	0.0000
High Winds	56075	0.0000
Holter Dam	2186	0.0000
Hoover Dam	154	0.0000
Hopkins Ridge Wind	56255	0.0000
Horse Butte Wind	57890	0.0000
Hunter	6165	0.9796
Huntington	8069	0.9793
ID Solar 1	60445	0.0000
Intermountain Power Project	6481	0.9185
Jim Bridger Total Plant	8066	1.0022
Judith Gap Wind Farm	56377	0.0000
Juniper Canyon Wind	57320	0.0000
Kerr	2188	0.0000
Kings Beach	6518	0.9184

Kittitas Valley Wind Power Project (Sagebrush Power)	56858	0.0000
Klamath Falls Cogeneration	55103	0.4110
Klondike Windpower II	56359	0.0000
Klondike Windpower III	56468	0.0000
Klondike Windpower IIIA	56468	0.0000
Kyrene Generating Station	147	0.3881
Lake Chelan Hydroelectric Facility	6424	0.0000
Lake Side	56237	0.3988
Langley Gulch Power Plant	57028	0.3745
Las Vegas Generating Station	10761	0.4605
Leaning Juniper	56360	0.0000
Leaning Juniper II	57333	0.0000
Limon Wind I	58126	0.0000
Limon Wind II	58127	0.0000
Limon Wind III	59083	0.0000
Linden Wind Energy Project (aka Linden Ranch Wind Farm)	57635	0.0000
Little Falls (WA)	3866	0.0000
Logan Wind Farm	56613	0.0000
Long Lake	3867	0.0000
Lower Baker	3855	0.0000
Lower Snake River Wind Energy Project	57195	0.0000
Lucky Peak Power Plant Project	10014	0.0000
Luning Solar	61084	0.0000
Macho Springs Solar Facility	59010	0.0000
Marengo Wind Farm I	56466	0.0000
Marengo Wind Farm II	56466	0.0000
McFadden Ridge	57039	0.0000
McGinness Hills 3 Geothermal Energy Facility	57446	0.0000
Merwin	3847	0.0000

Mesquite Generating Station - Block 1	58557	0.4037
Mesquite Generating Station - Block 2	55481	0.3874
Mesquite Solar 1	57707	0.0000
Mid-C Hydro - Priest Rapids and Wanapum dams (Grant County PUD)	3887	0.0000
Mid-C Hydro - Rock Island (Chelan County PUD)	6200	0.0000
Mid-C Hydro - Rock Island and Rocky Reach (Chelan County PUD)	3883	0.0000
Mid-C Hydro - Rocky Reach (Chelan County PUD)	3883	0.0000
Mid-C Hydro - Wanapum (Grant County PUD)	3888	0.0000
Mid-C Hydro - Wells (Douglas County PUD)	3886	0.0000
Middle Fork Hydro	425	0.0000
Milford I Wind Farm	57079	0.0000
Milford II Wind Farm	57107	0.0000
Mint Farm Generation Station	55700	0.4019
Moapa Southern Paiute Solar	57859	0.0000
Monroe Street HED	9095	0.0000
Montague Wind Power Facility	58099	0.0000
Murphy Flat Solar	60009	0.0000
Narrows 2 Powerhouse	455	0.0000
Narrows PH	262	0.0000
Naughton	4162	1.0744
Navajo Generating Station	4941	1.0722
Neal Hot Springs Geothermal Plant	58022	0.0000
Nebo Power Station	56177	0.4599
Nine Canyon Wind Project	7936	0.0000
Nine Mile HED	3869	0.0000

Nisqually River Project (Alder Dam and LaGrande Dam)	3913	0.0000
North Valmy Station	8224	1.0228
Northern Colorado Wind I	57290	0.0000
Northern Colorado Wind II	57290	0.0000
NorWest Energy 4 (Bonanza)	62268	0.0000
Noxon Rapids	2199	0.0000
Ocotillo	116	0.7495
Old Lahontan hydropower Plant	6521	0.0000
Orchard Avenue 1 (Yakima- Tieton ID)	50421	0.0000
Orchard Ranch Solar	60010	0.0000
Oxbow (Oregon)	3014	0.0000
Palo Verde Nuclear Generating Station	6008	0.0000
Palouse Wind	57530	0.0000
Parker-Davis Project	447	0.0000
Patua Geothermal	58319	0.0000
Patua Solar Project	58319	0.0000
Pebble Springs	56789	0.0000
Peetz Table Wind Energy	56563	0.0000
Pelton Round Butte	3048	0.0000
Perrin Ranch Wind	58155	0.0000
Pleasant Valley Wind Energy Project	56093	0.0000
Port Westward 1	56227	0.3746
Port Westward 2	58266	0.5535
Post Falls Hydro	835	0.0000
Ralston Hydro	427	0.0000
Red Hawk Power Station CC Natural Gas	55455	0.4446
Richard Burdette Power Plant	56321	0.0000
Rim Rock Wind Farm (Naturener)	57995	0.0000
River Road generating plant (Clark County PUD)	7605	0.3976
Rolling Hills	56842	0.0000

Sage Solar I	62399	0.0000
Sage Solar II	62399	0.0000
Sage Solar III	62399	0.0000
Saguaro	118	0.7374
San Emidio Project	57456	0.0687
San Juan	2451	1.1662
Santan Generating Station	8068	0.4120
Seven Mile Hill I	56843	0.0000
Seven Mile Hill II	56843	0.0000
Silverhawk Station	55841	0.4095
Simcoe Solar	60748	0.0000
Smith Falls Hydro Project	54249	0.0000
Snoqualmie Hydroelectric Project	3860	0.0000
South Point Energy Center, LLC	55177	0.4237
Spring Canyon	56320	0.0000
Spring Valley Wind Project	57192	0.0000
Springerville Generating Station	8223	0.9869
Star Point	57096	0.0000
Steamboat Hills Geothermal	50654	0.0378
Steamboat II	54665	0.0000
Steamboat III	54666	0.0000
Stillwater Wind	61858	0.0000
Sumas Power Plant	54476	0.4488
Sun Peak Generating Station	54854	0.7216
Sundance	55522	0.6299
Swift 1	3850	0.0000
Terra-Gen Dixie Valley	52015	0.0662
Thermo No. 1 Geothermal (Raser Technologies)	57353	0.0000
Thompson Falls Dam	2195	0.0000
Tieton Dam Hydro Electric Project	57496	0.0000
Top of the World	57327	0.0000
Transalta Centralia Generation	3845	1.1357

TS Power Plant	56224	1.0306
Tucannon River Wind Farm	58571	0.0000
Tungsten Mountain Geothermal Energy Facility	60785	0.0000
Turquoise Liberty Solar - Phase 1	62980	0.0000
Twin Buttes	56460	0.0000
Upper Baker	3861	0.0000
Upper Falls Hydro	9096	0.0000
Vansycle II Wind Energy Center	58324	0.0000
Vantage Wind	57188	0.0000
Veyo Heat Recovery Project	60421	0.0000
Voyager Wind II	61582	0.0000
West Phoenix	117	0.4662
West Valley Generation Project	55622	0.5910
White Creek Wind Farm	56487	0.0000
Whitehorn Generating Station	6120	1.5593
Wild Horse Wind	56322	0.0000
Willow Creek Wind	56952	0.0000
Windy Flats Wind Project	57159	0.0000
Windy Point/Flats Project phase 1 (Tuolumne Wind Project)	56702	0.0000
Wolverine Creek	56301	0.0000
Wy'East Solar	61345	0.0000
Yale	3852	0.0000
Yucca	120	0.6711
Yuma Cogeneration Associates	54694	0.5111
Ameresco Chiquita Energy LLC	56898	0.0037
Ameresco Forward LLC	58437	0.0025
Ameresco Half Moon Bay	56895	0.0027
Ameresco Keller Canyon	56897	0.0027

Ameresco San Joaquin LLC	58436	0.0026
Ameresco Santa Cruz	56428	0.0023
Ameresco Vasco Road	58435	0.0026
Ampersand Chowchilla Biomass, LLC, 93610	56706	0.0287
Bowerman Power LFG, LLC	59461	0.0029
Brea Generation, LLC	10648	0.0030
Burney Forest Products	10652	0.0703
City of San Diego, Public Utilities Dept, North City Water Reclamation Plant	60571	0.0397
City of San Diego, Public Utilities Dept, North City Water Reclamation Plant	55602	0.0397
City of San Diego, Public Utilities Dept, Point Loma Treatment Plant	50492	0.0175
Collins Pine Co.	10661	0.0061
DG Fairhaven Power LLC	10052	0.1138
DTE Stockton, LLC	54238	0.0230
East Bay Municipal Utility District	56036	0.0118
East Bay Municipal Utility District	57696	0.0118
G2 Energy Ostrom Road, LLC	57133	0.0029
GenPower Lincon Landfill Power Plant	57362	0.0040
HL Power Company	10777	0.0337
Humboldt Sawmill Company	50049	0.0523
Kiefer Landfill, Department of Waste Management and Recycling	55766	0.0055
LACSD - Calabasas LF	57163	0.0041
LACSD - Joint Water Pollution Control Plant	10091	0.0601
LACSD - Puente Hills Landfill	10472	0.0031

Merced Power, LLC, 95340	56707	0.0290
Miramar - MM and Miramar Energy	55094	0.0043
MM Lopez Energy LLC	55161	0.0027
MM Prima Deshecha Energy LLC	55601	0.0031
MM Tajiguas Energy LLC	55603	0.0031
MM West Covina LLC	54015	0.0064
MM Yolo Power LLC	54567	0.0037
Monterey Regional Waste Management District	10748	2.3341
Mt. Poso Cogeneration Company	54626	0.0326
NOVE Power Plant	50831	0.0051
Orange County Sanitation District - Plant 2	52099	0.0518
Otay Landfill Gas LLC	52204	0.0033
Pacific Ultrapower Chinese	50560	0.0279
Potrero Hills Energy Producers, LLC	59952	0.0027
Rio Bravo Fresno	10767	0.0379
Rio Bravo Rocklin	10772	0.0413
Roseburg Forest Products	56469	0.0113
Sacramento Municipal Utility District (SMUD) , Cosumnes Power Plant	55970	0.3603
San Francisco Southeast Treatment Plant	57971	0.0280
San Marcos Energy LLC	10386	0.0038
Santa Cruz Energy LLC	57876	0.0031
Sierra Pacific Industries (SPI) - Anderson, 96007	59658	0.0101
Sierra Pacific Industries (SPI) - Burney	50110	0.0088
Sierra Pacific Industries (SPI) - Lincoln	10144	0.0112
Sierra Pacific Industries (SPI) - Quincy Division	50112	0.0557

Sierra Pacific Industries (SPI) - Sonora	54517	0.0768
Sonoma County Landfill Gas to Energy	55752	0.0035
Sonoma County Landfill Gas to Energy	55753	0.0035
Sonoma County Landfill Gas to Energy	55880	0.0035
Sunshine Gas Producers, LLC	58429	0.0031
Sycamore Energy LLC	10387	0.0049
Wadham Energy Ltd Partnership	50293	0.0210
Waste Management - Altamont Landfill	50571	0.0050
Waste Management - Redwood Landfill, Inc.	59299	0.0030
Wheelabrator Shasta Energy Company	50881	0.0320
Woodland Biomass Power, LLC	10836	0.0349
Central Contra Costa Sanitary District	57573	1.3297
Covanta - Stanislaus, Inc	50632	1.8204
Encina Water Pollution Control Facility	10026	0.9635
Energy 2001, Placer WRSL	57988	0.9681
John L. Featherstone Plant (Hudson Ranch)	57475	0.0561
Kern Oil Refinery	58100	4.2923
Orange County Sanitation District - Plant 1	50696	0.5731
Pacific Ethanol Stockton, LLC	61027	1418.2784
Sacramento Municipal Utility District (SMUD) , Carson Ice CG	7527	0.4192
San Jose/Santa Clara Regional Wastewater Facility	56080	0.4819

Southeast Resource Recovery Facility (SERRF)	50837	1.9325
Spreckels Sugar Company, Inc.- Brawley	54533	0.1013
85 A	52162	0.0000
85 B	52163	0.0000
Sunshine Valley Solar	59826	0.0000
Windhub Solar A LLC	59878	0.0000
Ponderosa Bailey Creek	10709	0.0000
CA Flats Solar 130, LLC	60033	0.0000
Blackwell Solar Park	59524	0.0000
Montgomery Creek Hydro	55009	0.0000
Ameresco Johnson Canyon	58397	0.5579
Spicer Meadow Project	54554	0.0000
Kettleman Solar -Centaurus	59633	0.0000
Elevation Solar C	59964	0.0000
Frontier Solar LLC	60039	0.0000
Hayworth Solar	59009	0.0000
Western Antelope Blue Sky B	59961	0.0000
Shiloh I Wind Project	56362	0.0000
Midway Solar Farm 1	60336	0.0000
Blythe Solar 110, LLC	60093	0.0000
Calpine - Geysers Unit 5-20	286	0.0363
Calpine - Aidlin Geothermal F	52158	0.0363
Calpine - Sonoma California C	510	0.0363
Calpine - Calistoga Power Pla	50066	0.0363
Dutch Flat 2	413	0.0000
Bowman	50546	0.0000
Atwell Island	58366	0.0000
Avenal Park	57359	0.0000
California Valley Solar Ranch	57439	0.0000
White River Solar	58373	0.0000
Henrietta Solar Project	58975	0.0000
Mojave Solar Project	57331	0.0000
North Star Solar	58713	0.0000
Sand Drag LLC	57361	0.0000
Alpaugh 50	58003	0.0000
Alpaugh North	58002	0.0000
Sun City Project LLC	57360	0.0000
Topaz Solar Farm	57695	0.0000
Hatchet Ridge Wind Project	56654	0.0000
Shiloh IV Wind Project LLC	57725	0.0000
Shiloh Wind Project 2 LLC	56874	0.0000

San Gorgonio Windplant WP	54454	0.0000
Alamo Solar	59469	0.0000
Bayshore Solar C, LLC	60475	0.0000
GPS Cabazon Wind LLC	50552	0.0000
Camanche	537	0.0000
Golden Hills Wind	60049	0.0000
Mesquite Solar 3, LLC	60308	0.0000
Pardee	376	0.0000
RE Tranquillity	59939	0.0000
Ridgetop	54931	0.0000
Algonquin SKIC20 Solar LLC	59412	0.0000
CED Avenal	60077	0.0000
White River Solar 2	58973	0.0000
Westlands Solar PV Farm	58616	0.0000
Morelos del Sol	60007	0.0000
Murphys	261	0.0000
RE Old River One, LLC	58986	0.0000
Orion Solar I	58718	0.0000
RE Astoria 2	59977	0.0000
Rising Tree Wind Farm	57621	0.0000
Shafter Solar LLC	59408	0.0000
Woodmere Solar Farm	59008	0.0000
Solar Star California, XLI, LLC	60591	0.0000
Shaffer	59396	0.0000
Findlay Wind Farm	60015	0.0000
Cape Cod Air Force Station -	58661	0.0000
AV Solar Ranch One	57378	0.0000
Cabazon Wind Partners	56011	0.0000
Cameron Ridge LLC	10586	0.0000
Campo Verde Solar	58467	0.0000
Cottonwood Solar, LLC (City	59087	0.0000
CM48	57205	0.0000
Little Bay	60495	0.0000
O'Neill Creek Solar	63235	0.0000
Venable Solar 1	58289	0.0000
Washington White Post Sola	58135	0.0000
Bluegrass Ridge	56555	0.0000
Heartland Community Colleg	59776	0.0000
Pilgrim Stage Wind Park	56440	0.0000
North Gooding Main Hydro	61688	0.0000
Westside Solar Station	57499	0.0000
Normanskill Hydro Project	50123	0.0000
Echo Wind Park	58121	0.0000
Cummins, Inc	60453	0.0000

Ball Mountain Hydro	59040	0.0000
Gunsight Mountain Wind En	56776	0.0000
Alpine Solar	57295	0.0000
Bridgewater	2719	0.0000
Richland Solar Center	59874	0.0000
Golden Hills North Wind Ene	61222	0.0000
Giffen Solar Park	59522	0.0000
Five Points Solar Park	59523	0.0000
Ameresco Butte County	57771	0.6131
Nimbus	444	0.0000
Lewiston	977	0.0000
Stampede	7066	0.0000
Graeagle	3247	0.0000
Tulloch	416	0.0000
Judge F Carr	442	0.0000
Folsom	441	0.0000
Keswick	443	0.0000
New Melones	6158	0.0000
Shasta	445	0.0000
Spring Creek	450	0.0000
Trinity	451	0.0000
ONeill	446	0.0000
Alameda	7450	0.8963
Lodi	7451	0.8853
Brea Expansion Plant	58007	0.5142
Second Imperial Geothermal	54111	0.0766
Perris	481	0.0000
Valley View	487	0.0000
Anaheim Solar Energy Plant	59416	0.0000
Westside Solar Power PV1	60275	0.0000
San Geronio Farms Wind Fa	50281	0.0000
Garnet Wind Energy Center	57302	0.0000
San Dimas Wash Generating	50233	0.0000
RE Columbia Two, LLC	58990	0.0000
Summer Solar LLC	60280	0.0000
Antelope Big Sky Ranch	60279	0.0000
Kingbird B Solar, LLC	60091	0.0000
Antelope DSR 2	60187	0.0000
Hoover Dam (AZ)	8902	0.0000
Shoreham	2518	1.4073
Lake One	7987	0.5613
TA-Acacia, LLC	59443	0.0000
Bayshore Solar A, LLC	60481	0.0000
Bayshore Solar B, LLC	60474	0.0000

Coram Tehachapi	54750	0.0000
Desert Sunlight 300, LLC	57993	0.0000
Genesis Solar Energy Project	57394	0.0000
North Sky River Energy LLC	58154	0.0000
Portal Ridge Solar C, LLC	60311	0.0000
Western Antelope Blue Sky P	58626	0.0000
CA Flats Solar 150, LLC	60034	0.0000
Cuyama Solar, LLC	60043	0.0000
Gates Solar Station	57892	0.0000
Huron Solar Station	57523	0.0000
Lost Hills/Blackwell	58711	0.0000
RE Astoria	59976	0.0000
Rising Tree Wind Farm II	59235	0.0000
Shiloh III Wind Project LLC	57586	0.0000
West Gates Solar Station	58206	0.0000
Centinela Solar Energy	58430	0.0000
Imperial Solar Energy Center	57490	0.0000
Mountain View III	56112	0.0000
CalRenew-1	56768	0.0000
Cantua Solar Station	57522	0.0000
Diablo Winds LLC	56271	0.0000
Five Points Solar Station	57498	0.0000
FPL Energy Montezuma Wind	57201	0.0000
Guernsey Solar Station	57891	0.0000
Montezuma Wind II	57701	0.0000
Stroud Solar Station	57497	0.0000
Vaca Dixon Solar Station	57041	0.0000
Etiwanda	745	0.0000
Mammoth G1	10480	0.0766
Sunray 2	10437	0.0000
Tehachapi Wind Resource I	10191	0.0000
Tehachapi Wind Resource II	54909	0.0000
Imperial Solar Energy Center	57491	0.0000
Solar Borrego I	57455	0.0000
Ocotillo Express LLC	57514	0.0000
Willow Spring Solar, LLC	60324	0.0000
Voyager Wind IV	61584	0.0000
San Pablo Raceway	62004	0.0000
Alta Wind Energy Center I	57282	0.0000
Alta Wind Energy Center II	57291	0.0000
Difwind Farms Ltd V	54685	0.0000
Voyager Wind I	60594	0.0000
Terra-Gen 251 Wind LLC	52161	0.0000
Oak Creek Energy Systems I	50754	0.0000

Painted Hills Wind Park	50533	0.0000
Ridgetop Energy LLC	10597	0.0000
RE Rosamond One LLC	58498	0.0000
Mojave 5	52144	0.0000
Victory Garden (Tehachapi)	50532	0.0000
Whitewater Hill Wind Partne	56012	0.0000
Windpark Unlimited 1	10027	0.0000
Windpark Unlimited 2	60321	0.0000
CTV Power Purchase Contract	54300	0.0000
Desert Wind Farm, LLC	59968	0.0000
Dion R Holm	380	0.0000
Moccasin	381	0.0000
Bonneville	3075	0.0000
Sunset Reservoir North Basin	57559	0.0000
Colton Solar One, LLC	59597	0.0000
Colton Solar Two, LLC	59598	0.0000
Davis Dam	152	0.0000
Mammoth G2	10481	0.0766
Rock Creek	275	0.0000
A G Wishon	293	0.0000
Alta Powerhouse	214	0.0000
Big Creek Water Works	10282	0.0000
Chili Bar	225	0.0000
Coleman PH	227	0.0000
Cow Creek	229	0.0000
De Sabla	232	0.0000
Deer Creek PH	233	0.0000
Dutch Flat	237	0.0000
El Dorado	238	0.0000
Halsey	241	0.0000
Hat Creek 2	244	0.0000
Kelly Ridge	418	0.0000
Kilarc	253	0.0000
Newcastle	632	0.0000
Oak Flat	626	0.0000
Phoenix	264	0.0000
Potter Valley	274	0.0000
Rollins	34	0.0000
San Joaquin No. 1	278	0.0000
Sly Creek	776	0.0000
South	280	0.0000
Spaulding 1	281	0.0000
Spring Gap	284	0.0000
Three Forks Water Power Pr	54308	0.0000

Toadtown	714	0.0000
Volta 1	290	0.0000
Volta 2	180	0.0000
West Point PH	291	0.0000
Wise	292	0.0000
Oro Loma	59915	0.0000
Imperial Valley Solar, LLC	56917	0.0000
Silver State Solar Power Sout	58644	0.0000
Desert Sunlight 250, LLC	58542	0.0000
Aspiration G	59737	0.0000
Lost Hills Solar LLC	58712	0.0000
San Joaquin Solar	60678	0.0000
Alta Wind X	58394	0.0000
Alta Wind XI	58395	0.0000
Rising Tree Wind Farm III	59236	0.0000
Box Canyon Dam	50179	0.0000
Alta Wind Energy Center III	57292	0.0000
Alta Wind Energy Center IV	57293	0.0000
Alta Wind Energy Center V	57294	0.0000
Vasco Winds	57700	0.0000
Mustang Hills LLC	57833	0.0000
Alta Wind VIII	57835	0.0000
Giffen	57521	0.0000
Windstar 1	57774	0.0000
Pinyon Pine II	57837	0.0000
Pinyon Pine I	57834	0.0000
RE Kansas South LLC	58148	0.0000
Corcoran Solar	58374	0.0000
Cottage Street Solar Facility	58568	0.0000
Solar Star 1	58388	0.0000
Solar Star 2	58389	0.0000
RE Kansas Solar, LLC	58985	0.0000
RE Kent South, LLC	58991	0.0000
CID Solar, LLC	59183	0.0000
Regulus Solar Project	57650	0.0000
Bakersfield PV 1	61117	0.0000
Quinto Solar PV Project	59339	0.0000
Stateline Solar	58646	0.0000
Whitney Point Solar	60975	0.0000
W R Gianelli	448	0.0000
Tacoma	6206	0.0000
Drop 1	585	0.0000
Drop 2 (CA)	385	0.0000
Drop 3 (CA)	386	0.0000

Drop 4	387	0.0000
Drop 5	314	0.0000
East Highline	586	0.0000
Pilot Knob	388	0.0000
Imperial Valley Solar Compat	58062	0.0000
Heber Solar	58398	0.0000
Duke Building 98	59433	0.0000
Coachella	6060	0.8642
Rockwood	7824	0.9333
Western Antelope Dry Ranch	58627	0.0000
Big Pine Creek	391	0.0000
Control Gorge	393	0.0000
Cottonwood	394	0.0000
Foothill	396	0.0000
Franklin (CA)	397	0.0000
Middle Gorge	401	0.0000
Pleasant Valley Hydro	402	0.0000
San Fernando	403	0.0000
San Francisquito 1	6479	0.0000
San Francisquito 2	6480	0.0000
Sepulveda Canyon	316	0.0000
Upper Gorge	407	0.0000
McGinness Hills 3	61912	0.0766
Ormesa Geothermal	50762	0.0766
Hecate Energy Beacon Solar	59315	0.0000
Beacon Solar Plant Site 2	59309	0.0000
Hecate Energy Beacon Solar	59316	0.0000
Hecate Energy Beacon Solar	59317	0.0000
Beacon Solar Plant Site 5	59308	0.0000
Owens Valley Solar Project 1	60953	0.0000
Munro Valley Solar	60412	0.0000
Port of LA Solar FiT Project	61319	0.0000
Xebec 1	62286	0.0000
USPS PV	61250	0.0000
CFW Solar X LLC - Vaughn	62378	0.0000
Westmont 301	61593	0.0000
Westmont 401	61594	0.0000
RE Barren Ridge 1	60389	0.0000
Springbok Solar Farm 1	59532	0.0000
Springbok Solar Farm 2	59840	0.0000
Adelanto Solar Project	57305	0.0000
Pine Tree Solar Project	57306	0.0000
Manzana Wind LLC	57484	0.0000
Pine Tree Wind Power Project	56433	0.0000

Castaic	392	0.0000
Cottonwood Solar, LLC (Goos)	59086	0.0000
Marin Clean Energy Solar On	61013	0.0000
RE Mustang LLC	59150	0.0000
Mustang Two	62015	0.0000
Voyager Wind III	61583	0.0000
Antelope Expansion 2	61264	0.0000
Blythe Solar II, LLC	60092	0.0000
Wistaria Ranch Solar	61750	0.0000
Green Power I	55396	0.0000
G2 Energy Hay Rd	58320	0.5467
Great Valley Solar Portfolio H	59940	0.0000
Hat Creek 1	243	0.0000
Parker	428	0.0000
Mesquite Solar 2, LLC	60307	0.0000
North Rosamond Solar LLC	59879	0.0000
Panoche Valley Solar Farm	57340	0.0000
RE Garland	60233	0.0000
Frankenheimer Power Plant	50219	0.0000
Woodward Power Plant	50218	0.0000
Spaulding 2	282	0.0000
Spaulding 3	283	0.0000
Tule Wind LLC	57913	0.0000
Terra-Gen VG Wind LLC	56570	0.0000
New Hogan Power Plant	50755	0.0000
Axium Modesto Solar	58039	0.0000
Stone Drop	499	0.0000
Don Pedro	439	0.0000
McClure	151	1.1685
Klondike Wind Power	55871	0.0000
Mesa Wind Power Corp	50535	0.0000
Balch 2	218	0.0000
Belden	219	0.0000
James B Black	249	0.0000
Caribou 2	223	0.0000
Cresta	231	0.0000
Haas	240	0.0000
Kerckhoff 2	682	0.0000
Pit 3	266	0.0000
Pit 4	267	0.0000
Pit 5	268	0.0000
Poe	272	0.0000
Stanislaus	285	0.0000
Coram Energy LLC	54299	0.0000

Rancho Penasquitos	56615	0.0000
TPC Windfarms LLC	54647	0.0000
Hamilton Branch	242	0.0000
Lime Saddle	255	0.0000
San Joaquin 2	276	0.0000
Monticello Dam	7646	0.0000
Haypress	10253	0.0000
Forks of Butte Hydro Project	50350	0.0000
Muck Valley Hydroelectric	10458	0.0000
Monterey One Water	54951	0.2887
Rio Bravo Hydro Project	50037	0.0000
Olsen	50180	0.0000
Burney Creek	10706	0.0000
Cove Hydroelectric	10707	0.0000
Deadwood Creek	7507	0.0000
ABEC #2 dba West-Star Dairy	61501	0.6615
ABEC #3 dba Lakeview Dairy	61502	0.6516
ABEC #4 dba CE&S Dairy	61503	0.6472
Baker Creek Hydroelectric	59428	0.0000
Bakersfield 111	59948	0.0000
Bear Creek Solar	58508	0.0000
Cloverdale Solar I	58949	0.0000
Hollister Solar LLC	59268	0.0000
Merced Solar LLC	59265	0.0000
Mission Solar LLC	59267	0.0000
Enerparc CA1 LLC	59122	0.0000
Enerparc CA2, LLC	59978	0.0000
Sonora 1	58578	0.0000
CSU Fresno Solar Project	56813	0.0000
Castor Solar	60277	0.0000
Shasta Solar Farm	58814	0.0000
Kettleman Solar Project	58510	0.0000
Kingsburg Solar	58304	0.0000
La Joya Del Sol	58118	0.0000
Lemoore 1	60142	0.0000
Lost Creek I	10708	0.0000
Madera 1 PV	61421	0.0000
Gosselin Hydro Plant	10128	0.0000
Sun Harvest Solar NDP1	59687	0.0000
Nickel 1 Solar Facility	58034	0.0000
Combie South	846	0.0000
Scott Flat	839	0.0000
Oakley Solar Project	58376	0.0000
2127 Harris Solar Project	58919	0.0000

2097 Helton Solar Project	58920	0.0000
2081 Terzian Solar Project	58918	0.0000
Putah Creek Solar Farm	59550	0.0000
Site 980 65	50322	0.0000
Cold Canyon 1	58379	0.6135
Vintner Solar	58509	0.0000
Grassland 3&4 Solar Project	58204	0.0000
Zero Waste Energy Developr	60220	0.3875
Nelson Creek	50223	0.0000
Verwey-Hanford Dairy Diges	62418	0.7183
Verwey-Hanford Dairy Diges	62419	0.7306
Bakersfield Industrial PV 1	61118	0.0000
Delano Land 1	61116	0.0000
Manteca Land PV	61115	0.0000
Merced 1 PV	61420	0.0000
Redwood 4 Solar Farm	60490	0.0000
ABEC Bidart-Old River LLC	58699	0.7344
Corcoran Solar 3	59900	0.0000
Columbia Solar Energy, LLC	59979	0.0000
Brookfield Tehachapi 1	57962	0.0000
Eagle Creek	63078	0.0000
Kekawaka Power House	54654	0.0000
NextEra Westside PV	60981	0.0000
Diablo Canyon	6099	0.0000
Balch 1	217	0.0000
Bucks Creek	220	0.0000
Butt Valley	221	0.0000
Caribou 1	222	0.0000
Drum 1	235	0.0000
Drum 2	236	0.0000
Electra	239	0.0000
Kings River PH	254	0.0000
Pit 1	265	0.0000
Pit 6	269	0.0000
Pit 7	270	0.0000
Salt Springs	279	0.0000
Tiger Creek	287	0.0000
Forbestown	417	0.0000
Chicago Park	412	0.0000
CSU East Bay	57042	0.3419
SF State University	57043	0.3021
South Belridge Cogeneration	50752	0.3150
Coalinga Cogeneration Facilit	50750	0.2538
Oroville Cogeneration LP	54477	0.2710

Adams Solar Center	61496	0.0000
Ashton	825	0.0000
Bear Creek Solar Center	61281	0.0000
Bend	6484	0.0000
Big Fork	6459	0.0000
Blundell	299	0.0766
Bly Solar Center	62272	0.0000
Clearwater 1	3020	0.0000
Clearwater 2	3021	0.0000
Copco 1	294	0.0000
Copco 2	295	0.0000
Cutler Hydro	3646	0.0000
Eagle Point	3024	0.0000
Elbe Solar Center	61497	0.0000
Enterprise Solar, LLC	59386	0.0000
Fall Creek	296	0.0000
Fish Creek	3026	0.0000
Foote Creek I	55607	0.0000
Foote Creek II	55608	0.0000
Foote Creek III	55609	0.0000
Granite	3651	0.0000
Gunlock	7069	0.0000
Iron Gate	297	0.0000
Last Chance	987	0.0000
Latigo Wind Park	59965	0.0000
Mountain Wind Power II LLC	56753	0.0000
Mountain Wind Power LLC	56752	0.0000
Oneida	829	0.0000
Paris	830	0.0000
Pavant Solar II LLC	60449	0.0000
Pavant Solar, LLC	59702	0.0000
Pioneer	3656	0.0000
Pioneer Wind Park, LLC	60259	0.0000
Prospect 1	3032	0.0000
Prospect 3	3034	0.0000
Prospect 4	3035	0.0000
Rock River I LLC	55740	0.0000
Sand Cove	3636	0.0000
Slide Creek	3036	0.0000
Soda	831	0.0000
Soda Springs	3037	0.0000
Stairs	3659	0.0000
Sweetwater Solar	61369	0.0000
Viva Naughton	7050	0.0000

Wallowa Falls	3041	0.0000
Weber	3661	0.0000
BYUI Central Energy Facility	59496	0.2360
Shute Creek Facility	56312	0.4127
Gadsby	3648	0.8998
Grace	827	0.0000
Hayden	525	1.0242
John C Boyle	3028	0.0000
Lemolo 1	3029	0.0000
Lemolo 2	6421	0.0000
Prospect 2	3033	0.0000
Sunnyside Cogen Associates	50951	1.3915
General Chemical	54318	0.3946
Tesoro SLC Cogeneration Pla	56509	0.6288
Toketee Falls	3040	0.0000
Wyodak	6101	1.2650
City of Palo Alto	57714	0.7436
Buena Vista Energy LLC	56446	0.0000
Solar Gen 2 Solar Facility	58592	0.0000
Colgreen North Shore Solar F	60825	0.0000
Dinosaur Point	10005	0.0000
Karen Avenue Wind Farm	10718	0.0000
Kumeyaay Wind	56295	0.0000
Bidwell Ditch Project	10880	0.0000
Hatchet Creek Project	10882	0.0000
Roaring Creek Water Power	10881	0.0000
Ramona Solar Energy	60995	0.0000
Seville 1	59722	0.0000
Difwind Farms Ltd I	54681	0.0000
Difwind Farms Ltd II	54682	0.0000
Altech III	50485	0.0000
San Gorgonio Westwinds II L	50690	0.0000
French Meadows	424	0.0000
Hell Hole Powerhouse	763	0.0000
Oxbow (CA)	426	0.0000
RGS-Rutland VNM SREC II Pr	59777	0.0000
Warm Springs Hydro Project	54261	0.0000
Boulder Canyon Hydro	466	0.0000
Whiskeytown	7189	0.0000
AP North Lake I, LP	59610	0.0000
Tequesquite Landfill Solar PV	60035	0.0000
Antelope DSR 1	60186	0.0000
Wintec Energy Ltd	50276	0.0000
Wagner Wind LLC	58233	0.0000

Springs Generating Station	56144	0.7370
Sand Bar Power Plant	50400	0.0000
Roseville Power Plant #2	7452	1.0345
Robbs Peak	433	0.0000
Camp Far West	531	0.0000
Jones Fork	534	0.0000
SMUD at Van Conett	57670	0.0000
SMUD at Fleshman	57671	0.0000
SMUD at Lawrence	57753	0.0000
RE Dillard 1 LLC	57777	0.0000
RE Dillard 2 LLC	57779	0.0000
RE Dillard 3 LLC	57781	0.0000
Dillard 4 LLC	57806	0.0000
RE Kammerer 1 LLC	57778	0.0000
RE Bruceville 1 LLC	57783	0.0000
RE Kammerer 2 LLC	57780	0.0000
RE Kammerer 3 LLC	57782	0.0000
RE Bruceville 2 LLC	57784	0.0000
RE Bruceville 3 LLC	57785	0.0000
Green Acres Solar Facility 1	57849	0.0000
Green Acres Solar Facility 2	57850	0.0000
RE McKenzie 1 LLC	57816	0.0000
RE McKenzie 2 LLC	57817	0.0000
RE McKenzie 3 LLC	57818	0.0000
RE McKenzie 4 LLC	57819	0.0000
RE McKenzie 5 LLC	57820	0.0000
RE McKenzie 6 LLC	57821	0.0000
Sacramento Soleil LLC	56875	0.0000
Rancho Seco Solar	529	0.0000
Solano Wind	7526	0.0000
Camino	430	0.0000
Jaybird	431	0.0000
Loon Lake	432	0.0000
Union Valley	6612	0.0000
White Rock/Slab Creek	435	0.0000
McClellan (CA)	535	0.6739
Rancho Seco Solar, LLC	60226	0.0000
SMUD at Grundman	57669	0.0000
Calipatria Solar Farm	59088	0.0000
Cascade Solar	58590	0.0000
Desert Green Solar Farm LLC	57959	0.0000
Maricopa West Solar PV, LLC	59607	0.0000
Ramona 1	58909	0.0000
Ramona 2	58911	0.0000

Valley Center 1	58906	0.0000
Valley Center 2	58907	0.0000
Midway Solar Farm III	60315	0.0000
Bear Valley	457	0.0000
Catalina Solar LLC	57708	0.0000
Granger	60516	0.0000
Valley Center	60509	0.0000
Coram Energy LLC (ECT)	54298	0.0000
Oasis Wind	56302	0.0000
Pacific Wind LLC	57757	0.0000
Carlsbad Energy Center	59002	0.5915
Lake Hodges Hydroelectric F	57729	0.0000
R C Kirkwood	382	0.0000
John H Kerr	3833	0.0000
Crane Valley Powerhouse	230	0.0000
Coronal Lost Hills	59638	0.0000
Victory Garden Phase IV LLC	52160	0.0000
Exchequer	409	0.0000
Gianera	7231	0.0909
RE Rosamond Two LLC	58499	0.0000
Mount Signal Solar Farm II	61353	0.0000
MEBA	60496	0.0000
Gopher Creek Wind Farm	61417	0.0000
Valencia 1 Solar CA	61418	0.0000
MM Tulare Energy	55160	0.6219
Isabella Hydro Project	10139	0.0000
Terminus Hydroelectric Proje	54343	0.0000
Santa Felicia Dam	50076	0.0000
Tulare Success Power Projec	10222	0.0000
East Portal Generator	50375	0.0000
Bear Creek	50156	0.0000
Whitewater Hydro Plant	10162	0.0000
Springville Hydroelectric	56125	0.0000
Bishop Creek 2	323	0.0000
Bishop Creek 3	324	0.0000
Bishop Creek 4	325	0.0000
Bishop Creek 5	326	0.0000
Bishop Creek 6	327	0.0000
Borel	328	0.0000
Fontana	332	0.0000
Kaweah 1	337	0.0000
Kaweah 2	336	0.0000
Kaweah 3	338	0.0000
Kern River 1	340	0.0000

Lundy	342	0.0000
Mill Creek 3	7147	0.0000
Poole	353	0.0000
Portal	354	0.0000
Rush Creek	357	0.0000
Santa Ana 1	361	0.0000
Santa Ana 2	362	0.0000
Santa Ana 3	363	0.0000
Lower Tule River	365	0.0000
Green Beanworks B PV	61339	0.0000
Solar Blythe LLC	56939	0.0000
RE Rio Grande Solar LLC	58500	0.0000
Gaskell West 1 Solar Facility	61445	0.0000
RE Victor Phelan Solar One L	58202	0.0000
TA-High Desert LLC	58149	0.0000
Green Beanworks C PV	61215	0.0000
Green Beanworks D PV	61216	0.0000
Temescal Canyon RV, LLC	57656	0.0000
Corcoran Solar 2	59413	0.0000
Adobe Solar	57651	0.0000
Golden Springs Building C-1	57796	0.0000
Golden Springs Building D	57797	0.0000
Industry MetroLink PV 1	57860	0.0000
San Antonio West Solar Roof	57904	0.0000
SEPV 1	58073	0.0000
SEPV 2	58074	0.0000
Sunray 3	10438	0.0000
North Palm Springs 1A	57743	0.0000
North Palm Springs 4A	57722	0.0000
Powhatan Solar Power Gene	58611	0.0000
Otoe Solar Power Generatio	58612	0.0000
Navajo Solar Power Generat	58610	0.0000
Lancaster Dry Farm Ranch B	58750	0.0000
Victor Dry Farm Ranch A	58418	0.0000
Victor Dry Farm Ranch B	58419	0.0000
Sierra Solar Greenworks	59431	0.0000
Coronus Adelanto West 1	59536	0.0000
Coronus Adelanto West 2	59537	0.0000
Garnet Solar Generation Stat	58528	0.0000
RE Columbia 3 LLC	58502	0.0000
McCoy Solar Energy Project I	58462	0.0000
Industry Solar Power Genera	58609	0.0000
Newberry Solar 1 LLC	58226	0.0000
Little Rock Pham Solar	60026	0.0000

L-8 Solar Project	57836	0.0000
Heliocentric	57831	0.0000
One Ten Partners PV	61419	0.0000
Arrache 4006	58445	0.0000
Arrache 4013	58446	0.0000
Arrache 8083	58447	0.0000
Horn	58452	0.0000
Ma	58451	0.0000
Nunn	58448	0.0000
Rutan	58449	0.0000
Vinam	58450	0.0000
Watts 3115	58454	0.0000
Radiance Solar 5	58355	0.0000
Radiance Solar 4	58354	0.0000
SEPV 8	58234	0.0000
SEPV9 Power Plant	58227	0.0000
Summer Solar C2	58755	0.0000
Summer Solar D2	58756	0.0000
Summer Solar A2	58753	0.0000
Summer Solar B2	58754	0.0000
Rodeo Solar C2	58751	0.0000
Rodeo Solar D2	58752	0.0000
Expressway Solar C2	58763	0.0000
Exeter Solar	58306	0.0000
Lindsay Solar	58308	0.0000
Ivanhoe Solar	58307	0.0000
Porterville Solar	58309	0.0000
Tulare 1 and 2	58642	0.0000
Kettering Solar 1	59098	0.0000
Kettering Solar 2	59099	0.0000
Division 1	59094	0.0000
Division 2	59095	0.0000
Division 3	59096	0.0000
Diamond Valley Solar Project	59405	0.0000
Farmersville	59203	0.0000
Lone Valley Solar Park I LLC	58417	0.0000
Lone Valley Solar Park II LLC	59237	0.0000
US-TOPCO (Soccer Center)	60086	0.0000
Orion Solar II	58721	0.0000
Vega Solar	59555	0.0000
RE Adams East, LLC	58984	0.0000
Porterville 6 and 7	59219	0.0000
Hesperia	59182	0.0000
Oltmans SCE at Champagne	58581	0.0000

Oltmans SCE at Jurupa	58582	0.0000
SCE-Snowline-Duncan Road (59359	0.0000
SCE-Snowline-Duncan Road (59360	0.0000
Victor Mesa Linda B2	59269	0.0000
Victor Mesa Linda C2	59270	0.0000
Victor Mesa Linda D2	59271	0.0000
Victor Mesa Linda E2	59272	0.0000
Hanford 1 and 2	59300	0.0000
Desert Hot Springs Solar	58514	0.0000
SCE-Snowline-White Road (N	59422	0.0000
SCE-Snowline-White Rd (Cen	59423	0.0000
Mitchell Solar, LLC	59411	0.0000
Rudy Solar, LLC	59410	0.0000
Madelyn Solar, LLC	59409	0.0000
SCE-Snowline-White Road (S	59421	0.0000
Venable Solar 2	58290	0.0000
Lancaster Solar 1	59167	0.0000
Lancaster Solar 2	59169	0.0000
Morgan Lancaster 1	59942	0.0000
PVN Milliken, LLC	60790	0.0000
SEPV Palmdale East	59273	0.0000
Lancaster WAD B	59739	0.0000
Pumpjack Solar I	59322	0.0000
Catalina Solar 2, LLC	59334	0.0000
Citizen B	59738	0.0000
Wildwood Solar I, LLC	59380	0.0000
Adelanto Solar, LLC	59441	0.0000
Redcrest Solar Farm	58831	0.0000
Central Antelope Dry Ranch	60281	0.0000
Lancaster Little Rock	59262	0.0000
Solar Oasis LLC	59528	0.0000
Atwell Island West Solar	59414	0.0000
Adera Solar	60027	0.0000
Rancho Cucamonga Dist #1	59540	0.0000
Terra Francesco	59541	0.0000
Park Meridian #1	59539	0.0000
Santa Fe Springs Rooftop Sol	58913	0.0000
Santa Fe Springs Rooftop Sol	58912	0.0000
Adelanto Solar II, LLC	59440	0.0000
Central Antelope Dry Ranch	59963	0.0000
North Lancaster Ranch	59962	0.0000
Summer North Solar	58757	0.0000
Nicolis Solar PV Plant	59600	0.0000
Tropico Solar PV Plant	59599	0.0000

SEPV 18	59730	0.0000
SEPV Mojave West	59740	0.0000
SunE Rochester	60032	0.0000
SunE- E Philadelphia Ontario	59916	0.0000
Longboat Solar, LLC	60485	0.0000
Algonquin SKIC 10 Solar, LLC	60242	0.0000
Portal Ridge Solar B, LLC	60310	0.0000
Rio Bravo Solar 1 LLC	59249	0.0000
Rio Bravo Solar II LLC	59250	0.0000
Wildwood Solar II	59253	0.0000
Jacumba Solar Farm	60947	0.0000
RE Garland A	60386	0.0000
CED Ducor 1	60078	0.0000
CED Ducor 2	60079	0.0000
CED Ducor 4	60081	0.0000
CED Ducor 3	60080	0.0000
Building F	60151	0.0000
Building G	60153	0.0000
Buidling L	60154	0.0000
Freeway Springs	60183	0.0000
Dulles	60182	0.0000
Antelope DSR 3	61265	0.0000
Lancaster	62056	0.0000
Valentine Solar, LLC	62288	0.0000
CalCity Solar 1	63054	0.0000
Solar Photovoltaic Project #0	56996	0.0000
Solar Photovoltaic Project #1	57224	0.0000
Solar Photovoltaic Project #1	57229	0.0000
Solar Photovoltaic Project #1	57231	0.0000
Solar Photovoltaic Project #1	57232	0.0000
Solar Photovoltaic Project #2	57236	0.0000
Solar Photovoltaic Project #2	57245	0.0000
Solar Photovoltaic Project #2	57246	0.0000
Solar Photovoltaic Project #1	57226	0.0000
Solar Photovoltaic Project #3	57534	0.0000
Solar Photovoltaic Project #3	57535	0.0000
Solar Photovoltaic Project #0	57220	0.0000
Solar Photovoltaic Project #0	57222	0.0000
Solar Photovoltaic Project #0	57223	0.0000
Solar Photovoltaic Project #1	57225	0.0000
Solar Photovoltaic Project #1	57227	0.0000
Solar Photovoltaic Project #1	57230	0.0000
Solar Photovoltaic Project #2	57237	0.0000
Solar Photovoltaic Project #0	57219	0.0000

Solar Photovoltaic Project #0	57221	0.0000
Solar Photovoltaic Project #0	57217	0.0000
Solar Photovoltaic Project #4	57540	0.0000
Solar Photovoltaic Project #4	57441	0.0000
Solar Photovoltaic Project #2	57247	0.0000
Solar Photovoltaic Project #4	57900	0.0000
Sky River LLC	50536	0.0000
Mountain View IV	57459	0.0000
Mountain View I&2	55719	0.0000
Edom Hills Project 1 LLC	50553	0.0000
Big Creek 1	317	0.0000
Big Creek 2	318	0.0000
Big Creek 2A	322	0.0000
Big Creek 3	319	0.0000
Big Creek 4	320	0.0000
Big Creek 8	321	0.0000
J S Eastwood	104	0.0000
Kern River 3	339	0.0000
Mammoth Pool	344	0.0000
Oxnard Wastewater Treatment	50224	0.4368
Cal State Univ San Bernardino	57544	0.2928
La Grange	440	0.0000
Turlock Lake	161	0.0000
Hickman	162	0.0000
Upper Dawson	489	0.0000
Golden Fields Solar I, LLC	60590	0.0000
Indian Valley Dam Hydro Pro	50129	0.0000
H. Gonzales	56039	0.7128
Sullivan County - Adult Care	60817	0.0000
Bear Valley Power Plant	56346	1.0457
Spring Canyon Expansion Wi	58769	0.0000
Mankato Energy Center	56104	0.3765
CNE at Cambridge MD	59842	0.0000
Georgia Power at Wadley GA	59843	0.0000
Munich Re Plaza	59844	0.0000
Cedar Creek	3255	0.0000
FPL Energy Vansycle LLC (OR	55989	0.0000
Gridley Main Two	58371	0.0000
Nacimiento Hydro Project	50352	0.0000
SEPV Imperial Dixieland East	60745	0.0000
SEPV Imperial Dixieland Wes	60744	0.0000
Seville 2	59723	0.0000
Midway Solar Farm II	60237	0.0000
Citizens Imperial Solar	62052	0.0000

Ormesa II	54724	0.0770
HL Solar	62655	0.0000
Mojave 16	50821	0.0000
Mojave 18	50823	0.0000
Cottonwood Solar, LLC Cotto	59703	0.0000
Outagamie County Co-Gener	54842	0.4595
Tule River	289	0.0000
Angels	215	0.0000
Kingbird A Solar LLC	59868	0.0000
Lansing BWL REO Town Plan	58427	0.2978
Stony Gorge	7151	0.0000
Grizzly	7338	0.0000
Friant Hydro Facility	50393	0.0000
Beardsley	414	0.0000
Black Butte	7229	0.0000
Hometown Bio Energy LLC	58563	0.5603
Leominster (MA)-South Stree	59745	0.0000
AVS Lancaster 1	60085	0.0000
Mount Signal Solar Farm V	61202	0.0000
Windland	50386	0.0000
Meadow Creek Project Comp	58106	0.0000
Venice Hydro	72	0.0000
South Consolidated	100	0.0000
Horse Mesa	145	0.0000
Mormon Flat	148	0.0000
Roosevelt	149	0.0000
Stewart Mountain	150	0.0000
Lake Creek Dam	159	0.0000
Inskip	248	0.0000
Merced Falls	258	0.0000
San Joaquin 3	277	0.0000
Haiwee	398	0.0000
McSwain	410	0.0000
Woodleaf	419	0.0000
Devil Canyon	436	0.0000
Edward C Hyatt	437	0.0000
Cabin Creek	467	0.0000
Georgetown Hydro	472	0.0000
Grand Valley Project Power P	473	0.0000
Salida	474	0.0000
Shoshone (CO)	476	0.0000
Temescal	479	0.0000
Corona	480	0.0000
Rio Hondo	482	0.0000

Coyote Creek	483	0.0000
Red Mountain	484	0.0000
Manitou Springs	494	0.0000
Ruxton Park	495	0.0000
Boysen	505	0.0000
Lamar Plant	508	0.0000
Blue Mesa	512	0.0000
Estes	513	0.0000
Morrow Point	514	0.0000
Big Thompson	515	0.0000
Green Mountain	516	0.0000
Marys Lake	517	0.0000
Flatiron	518	0.0000
Pole Hill	519	0.0000
Lower Molina	520	0.0000
Upper Molina	521	0.0000
Navajo Dam	584	0.0000
South Fork Tolt	622	0.0000
Medicine Bow	692	0.0000
Moccasin Low Head Hydro P	751	0.0000
Gem State	790	0.0000
American Falls	809	0.0000
Bliss	810	0.0000
Cascade Dam	813	0.0000
Clear Lake	814	0.0000
Lower Malad	815	0.0000
Lower Salmon	816	0.0000
Shoshone Falls	818	0.0000
Swan Falls	819	0.0000
Thousand Springs	820	0.0000
Twin Falls (ID)	821	0.0000
Upper Salmon A	822	0.0000
Upper Malad	823	0.0000
Dworshak	840	0.0000
City Power Plant	841	0.0000
Lower No 2	843	0.0000
Upper Power Plant	844	0.0000
Palisades Dam	850	0.0000
Albeni Falls	851	0.0000
Alamo	905	0.0000
Quincy Chute	917	0.0000
Hydro Plant No 3	925	0.0000
Manti Lower	1020	0.0000
Cochrane	2182	0.0000

Hauser	2185	0.0000
Morony	2191	0.0000
Mystic	2192	0.0000
Rainbow (MT)	2193	0.0000
Ryan	2194	0.0000
Hungry Horse	2203	0.0000
Yellowtail	2204	0.0000
Animas	2465	0.0000
East Side	3025	0.0000
Faraday	3045	0.0000
North Fork	3047	0.0000
River Mill	3049	0.0000
Round Butte	3050	0.0000
Sullivan	3053	0.0000
Carmen Smith	3067	0.0000
Leaburg	3068	0.0000
Walterville	3071	0.0000
Big Cliff	3074	0.0000
Cougar	3076	0.0000
Detroit	3077	0.0000
Dexter	3078	0.0000
Green Peter	3080	0.0000
Hills Creek	3081	0.0000
John Day	3082	0.0000
Lookout Point	3083	0.0000
McNary	3084	0.0000
Upper Beaver	3643	0.0000
Olmstead	3655	0.0000
Snake Creek	3658	0.0000
Brigham City	3666	0.0000
Hydro III	3675	0.0000
Manti Upper	3676	0.0000
Bartholomew	3688	0.0000
Spanish Fork	3691	0.0000
Gateway	3697	0.0000
Wanship	3698	0.0000
Boulder	3699	0.0000
Uintah	3704	0.0000
Electron	3854	0.0000
Meyers Falls	3868	0.0000
Yelm	3878	0.0000
The Dalles	3895	0.0000
Cushman 2	3915	0.0000
LaGrande	3916	0.0000

Mossyrock	3918	0.0000
Chief Joseph	3921	0.0000
Ice Harbor	3925	0.0000
Little Goose	3926	0.0000
Lower Monumental	3927	0.0000
Packwood	3929	0.0000
Fremont Canyon	4176	0.0000
Glendo	4177	0.0000
Guernsey	4178	0.0000
Kortes	4180	0.0000
Seminole	4182	0.0000
Shoshone (WY)	4183	0.0000
Fontenelle	4185	0.0000
Island Park	4204	0.0000
PHP 1	4213	0.0000
PHP 2	4214	0.0000
Echo Dam	4263	0.0000
Helms Pumped Storage	6100	0.0000
Crystal	6159	0.0000
Grand Coulee	6163	0.0000
Libby	6172	0.0000
Lost Creek	6174	0.0000
Lower Granite	6175	0.0000
W E Warne	6196	0.0000
Ross	6202	0.0000
Ames Hydro	6207	0.0000
Mount Elbert	6208	0.0000
Felt	6359	0.0000
Strawberry Creek	6393	0.0000
Swift Creek	6394	0.0000
Anderson Ranch	6395	0.0000
Black Canyon	6396	0.0000
Boise R Diversion	6397	0.0000
Minidoka	6398	0.0000
Canyon Ferry	6400	0.0000
Elephant Butte	6402	0.0000
Green Springs	6403	0.0000
Deer Creek (UT)	6404	0.0000
Flaming Gorge	6405	0.0000
Chandler	6406	0.0000
Roza	6407	0.0000
Heart Mountain	6408	0.0000
Alcova	6409	0.0000
Madison Dam	6422	0.0000

Cedar Falls (WA)	6430	0.0000
Gorge	6431	0.0000
Diablo	6432	0.0000
Azusa	6449	0.0000
Oak Grove	6505	0.0000
Moyie Springs	6506	0.0000
Drop 2 (WA)	6507	0.0000
Fleish	6513	0.0000
Verdi	6531	0.0000
Washoe	6532	0.0000
Little Cottonwood	6537	0.0000
Foster	6552	0.0000
Fort Peck	6623	0.0000
Greg Avenue	6643	0.0000
Lake Mathews	6644	0.0000
Foothill Feeder	6645	0.0000
San Dimas	6646	0.0000
Yorba Linda	6647	0.0000
Lower No 1	7012	0.0000
Unit 4	7015	0.0000
Hydro II	7034	0.0000
Mojave Siphon	7072	0.0000
Upper Salmon B	7079	0.0000
PEC Headworks	7113	0.0000
Wynoochee	7127	0.0000
Thermalito Diverson Dam	7129	0.0000
Pine View Dam	7132	0.0000
Waddell	7164	0.0000
Milner Hydro	7190	0.0000
Tesla	7233	0.0000
Skookumchuck	7259	0.0000
Buffalo Bill	7317	0.0000
McPhee	7372	0.0000
Towaoc	7373	0.0000
Cowlitz Falls	7427	0.0000
Dalles Dam North Fishway P	7431	0.0000
Basalt	7458	0.0000
Lake Mendocino	7489	0.0000
Stone Creek	7508	0.0000
McNary Dam Fish Attraction	7511	0.0000
Spirit Mountain	7541	0.0000
Causey	7548	0.0000
H M Jackson	7588	0.0000
El Vado Dam	7593	0.0000

Abiquiu Dam	7789	0.0000
Snoqualmie 2	7867	0.0000
Pine Flat	7907	0.0000
Kern Canyon	7911	0.0000
Diamond Valley Lake	7942	0.0000
Newhalem	9842	0.0000
Little Mac Project	10049	0.0000
Foothills Hydro Plant	10070	0.0000
Strontia Springs Hydro Plant	10081	0.0000
South Dry Creek Hydro	10138	0.0000
Birch Creek Power	10140	0.0000
South Forks Hydro	10296	0.0000
Copper Dam Plant	10323	0.0000
Peters Drive Plant	10324	0.0000
Mink Creek Hydro	10325	0.0000
Dillon Hydro Plant	10421	0.0000
Williams Fork Hydro Plant	10422	0.0000
North Fork Hydro Plant	10423	0.0000
Gross Hydro Plant	10424	0.0000
Barber Dam	10735	0.0000
Sprague Hydro	10737	0.0000
Magic Dam Hydroelectric Pro	10740	0.0000
Koyle Ranch Hydroelectric Pr	10781	0.0000
Crystal Springs	10806	0.0000
Dietrich Drop	10807	0.0000
Low Line Rapids	10808	0.0000
Rock Creek II	10809	0.0000
Sheep Creek Hydro	50091	0.0000
R E Badger Filtration Plant	50147	0.0000
Vallecito Hydroelectric	50206	0.0000
Rocky Brook Hydroelectric	50228	0.0000
New Lahontan	50261	0.0000
Redlands Water & Power	50267	0.0000
Marco Ranch	50323	0.0000
Michell Butte Power Project	50360	0.0000
Owyhee Dam Power Project	50361	0.0000
Tunnel 1 Power Project	50362	0.0000
Upriver Dam Hydro Plant	50380	0.0000
Twin Reservoirs	50382	0.0000
Cowiche	50423	0.0000
Sugarloaf Hydro Plant	50435	0.0000
Lilliwaup Falls Generating	50700	0.0000
Notch Butte Hydro	50718	0.0000
Stillwater Facility	50765	0.0766

East Winds Project	50820	0.0000
Twin Falls Hydro	50827	0.0000
El Dorado Hydro Elk Creek	50891	0.0000
Bypass	50895	0.0000
S E Hazelton A	50896	0.0000
Middle Fork Irrigation Distric	50917	0.0000
Galesville Project	50938	0.0000
Slate Creek	50961	0.0000
Marsh Valley Development	50972	0.0000
Siphon Power Project	50980	0.0000
Rock Creek I	50987	0.0000
Quail Creek Hydro Plant #1	52039	0.0000
Mojave 4	52142	0.0000
Mojave 3	52143	0.0000
Lacomb Irrigation District	52155	0.0000
Helzel & Schwarzhoff 88 Win	52165	0.0000
Falls Creek	52187	0.0000
Broadwater Power Project	54006	0.0000
San Gabriel Hydro Project	54017	0.0000
Hillcrest Pump Station	54142	0.0000
Opal Springs Hydro	54251	0.0000
Koma Kulshan Associates	54267	0.0000
Wilson Lake Hydroelectric Pr	54306	0.0000
Little Wood Hydro Project	54386	0.0000
Weeks Falls	54387	0.0000
Dry Creek Project	54394	0.0000
EDF Renewable Windfarm V	54453	0.0000
Blind Canyon Hydro	54514	0.0000
Horseshoe Bend Hydroelectr	54524	0.0000
Hazelton B Hydro	54558	0.0000
Swanmill Windfarm I	54650	0.0000
Kanaka	54653	0.0000
Falls River Hydro	54668	0.0000
Ford Hydro LP	54674	0.0000
Boulder City Lakewood Hydr	54679	0.0000
Boulder City Betasso Hydro P	54680	0.0000
Difwind Farms Ltd VI	54686	0.0000
Warm Springs Power Enterp	54721	0.0000
Taylor Draw Hydroelectric Fa	54729	0.0000
Mile 28 Water Power Project	54812	0.0000
Black Creek	54860	0.0000
Vansycle	55125	0.0000
FPL Energy Vansycle LLC (WA	55560	0.0000
Foote Creek IV	55610	0.0000

Condon Windpower LLC	55739	0.0000
Ridge Crest Wind Partners	55741	0.0000
Boulder City Silver Lake Hydr	55931	0.0000
New Mexico Wind Energy Ce	56097	0.0000
Kimball Wind	56106	0.0000
Colorado Green Holdings LLC	56173	0.0000
Combine Hills I	56195	0.0000
Prescott Airport	56228	0.0000
Helzel & Schwarzhoff 86	56275	0.0000
ZCO	56276	0.0000
Fossil Gulch	56308	0.0000
Aragonne Wind LLC	56336	0.0000
Burley Butte Windpark	56434	0.0000
Golden Valley Wind Park LLC	56435	0.0000
Milner Dam Wind Park LLC	56437	0.0000
Oregon Trail Wind Park	56439	0.0000
Salmon Falls Wind Park	56441	0.0000
Thousand Springs Wind Park	56442	0.0000
Tuana Gulch Wind Park	56443	0.0000
SunE Alamosa	56481	0.0000
Mora Drop Hydroelectric Pro	56498	0.0000
Tiber Dam Hydroelectric Plan	56499	0.0000
Nellis Air Force Base Solar Ar	56568	0.0000
Horseshoe Bend Wind Park	56591	0.0000
Mountain Home	56636	0.0000
Bennett Creek Windfarm LLC	56637	0.0000
Russell D Smith	56694	0.0000
Summer Falls Power Plant	56695	0.0000
Eltopia Branch Canal 4.6	56696	0.0000
Potholes East Canal 66.0	56697	0.0000
Main Canal Headworks	56698	0.0000
Spanish Fork Wind Park 2 LLC	56751	0.0000
Solana Generating Station	56812	0.0000
Denver Int Airport	56815	0.0000
Wheat Field Wind Power Pro	56854	0.0000
Bolthouse S&P and Rowen Fa	56862	0.0000
Chester Diversion Hydroelec	56893	0.0000
Gap Pacific Distribution Cent	56909	0.0000
WWRF Solar Plant	56922	0.0000
Threemile Canyon	56933	0.0000
Cassia Wind	56934	0.0000
Cassia Gulch	56935	0.0000
High Lonesome Mesa LLC	56945	0.0000
Happy Jack Windpower Proje	56960	0.0000

Butter Creek Power LLC	56967	0.0000
Big Top LLC	56968	0.0000
Four Corners Windfarm LLC	56969	0.0000
Four Mile Canyon Windfarm	56970	0.0000
Oregon Trail Windfarm LLC	56971	0.0000
Pacific Canyon Windfarm LLC	56972	0.0000
Sand Ranch Windfarm LLC	56973	0.0000
Wagon Trail LLC	56974	0.0000
Ward Butte Windfarm LLC	56975	0.0000
Arrowrock Hydroelectric Pro	56997	0.0000
SunEdison Walgreens Moren	57004	0.0000
Mariani Packing Vacaville So	57005	0.0000
Walgreens Woodland Distrib	57006	0.0000
SunEdison Ironwood State P	57007	0.0000
SunEdison Procter & Gamble	57008	0.0000
Kohls San Bernardino Solar F	57009	0.0000
SunEdison Anheuser Busch F	57010	0.0000
Chuckawalla Valley State Pris	57011	0.0000
SunEdison Walmart Apple Va	57012	0.0000
NaturEner Glacier Wind Ener	57050	0.0000
Silver Sage Windpower	57091	0.0000
Casper Wind Farm	57093	0.0000
Dry Lake Wind LLC	57098	0.0000
Payne's Ferry	57124	0.0000
Camp Reed	57125	0.0000
Yahoo Creek	57126	0.0000
Tuana Springs	57136	0.0000
RV CSU Power LLC	57141	0.0000
Colorado Highlands Wind	57174	0.0000
Cimarron Solar Facility	57243	0.0000
Kit Carson Windpower	57244	0.0000
Victor Valley CC CPV Solar	57254	0.0000
Texico Wind Ranch LP	57258	0.0000
Crescent Dunes Solar Energy	57275	0.0000
Dutch Wind Energy	57301	0.0000
Maclay Solar Project	57308	0.0000
Pacific Cruise Ship Terminals	57309	0.0000
1420 Coil Av #C	57310	0.0000
Occidental College Solar Proj	57311	0.0000
Metro Support Services Cent	57313	0.0000
San Luis Valley Solar Ranch	57317	0.0000
Poseidon Solar, LLC	57318	0.0000
Luke Solar	57324	0.0000
Roadrunner Solar	57338	0.0000

Red Mesa Wind LLC	57357	0.0000
Siphon Drop Power Plant	57364	0.0000
Cogentrix of Alamosa	57368	0.0000
Questa Solar Facility	57369	0.0000
Bellevue Solar Project	57372	0.0000
Greater Sandhill I	57377	0.0000
Poseidon Wind, LLC	57379	0.0000
UASTP I	57392	0.0000
Yolo County Solar Project	57422	0.0000
Buffalo Ridge II LLC	57424	0.0000
Ryegrass Windfarm	57427	0.0000
Hammett Hill Windfarm	57428	0.0000
Mainline Windfarm	57429	0.0000
Desert Meadow Windfarm	57430	0.0000
Cold Springs Windfarm	57431	0.0000
Juniper Ridge Hydroelectric P	57437	0.0000
Silver State Solar Power Nort	57442	0.0000
Two Ponds Windfarm	57444	0.0000
FRV SI Transport Solar LP	57506	0.0000
RV CSU Power II LLC	57507	0.0000
Carson Solar I	57509	0.0000
Roger Road WWTP	57524	0.0000
Garland Canal Power Plant	57551	0.0000
AFA Solar Farm	57554	0.0000
La Senita	57556	0.0000
Chino Solar Valley	57560	0.0000
Cotton Center Solar Hybrid	57561	0.0000
Paloma Solar Hybrid	57562	0.0000
Hyder Solar Hybrid	57563	0.0000
Albuquerque Solar Energy Ce	57567	0.0000
Los Lunas Solar Energy Cente	57571	0.0000
Deming Solar Energy Center	57575	0.0000
Las Vegas Solar Energy Cente	57576	0.0000
Alamogordo Solar Energy Ce	57577	0.0000
PaTu Wind Farm LLC	57578	0.0000
Robert O Schulz Solar Farm	57579	0.0000
Hatch Solar Energy Center I,	57591	0.0000
Teichert Materials-Teichert V	57594	0.0000
Foundation ST	57626	0.0000
Vestas Towers America, Inc.	57643	0.0000
City & County of Denver at D	57645	0.0000
Yamhill Solar LLC	57652	0.0000
Bakersfield College Solar 01	57655	0.0000
Avra Valley Solar	57657	0.0000

Macys Goodyear	57673	0.0000
Post Rock Wind Power Proje	57678	0.0000
City of Boulder WWTP	57681	0.0000
City of Madera WWTP	57682	0.0000
Staples La Mirada, CA	57683	0.0000
Turnbull Hydro	57690	0.0000
Flatirons Campus (FC)	57692	0.0000
DOE Golden NWTC Research	57693	0.0000
DOE Golden NREL Main Cam	57694	0.0000
Aerojet I	57697	0.0000
Aerojet II	57698	0.0000
SPS1 Dollarhide	57736	0.0000
SPS2 Jal	57737	0.0000
SPS3 Lea	57738	0.0000
SPS4 Monument	57739	0.0000
SPS5 Hopi	57740	0.0000
Gordon Butte Wind LLC	57748	0.0000
Sawtooth Wind Project	57749	0.0000
Coastal Energy Project	57756	0.0000
Power County Wind Park Sou	57760	0.0000
Power County Wind Park No	57761	0.0000
Youngs Creek Hydroelectric P	57763	0.0000
Naval Air Weapons Station C	57764	0.0000
Arizona Western College PV	57765	0.0000
Rockland Wind Farm	57766	0.0000
Palo Verde College	57773	0.0000
Kingman 1	57775	0.0000
RE Bagdad Solar I LLC	57790	0.0000
Foundation AB	57791	0.0000
Foundation IE	57792	0.0000
RE Ajo 1 LLC	57795	0.0000
Lime Wind	57803	0.0000
Dinuba Wastewater Treatme	57827	0.0000
ISH Solar Hospital SDMC	57840	0.0000
ISH Solar Hospital Downey	57841	0.0000
North Hollywood	57854	0.0000
Univ of California San Diego	57856	0.0000
Castle Rock Vineyards	57870	0.0000
2555 E Olympic Bl	57871	0.0000
Baldock Solar Highway	57882	0.0000
Queen Creek Solar Farm	57883	0.0000
Improvement Dst No. 4	57895	0.0000
Solar Star California II LLC	57933	0.0000
Walmart Casa Grande	57939	0.0000

Macho Springs Power I	57947	0.0000
Musselshell Wind Project	57963	0.0000
Musselshell Wind Project Tw	57965	0.0000
Butte College Main Campus	57970	0.0000
Busch Ranch Wind Energy Fa	57980	0.0000
Meridian Vineyards	57982	0.0000
SunE EPE2 LLC	57985	0.0000
SunE EPE1 LLC	57986	0.0000
Foothills Solar Plant Hybrid	57997	0.0000
Salt Palace Solar Gen Plant	58006	0.0000
WSMR I	58010	0.0000
High Mesa	58019	0.0000
IKEA Tejon 345	58028	0.0000
Buckeye Union HS District 20	58037	0.0000
Black Mountain Solar LLC	58042	0.0000
Edwards Air Force Base	58076	0.0000
Intel Folsom	58086	0.0000
Foundation Cemex River Plat	58101	0.0000
Foundation Cemex BMQ	58102	0.0000
Foundation Superior Farms	58104	0.0000
Foundation Wal-Mart Red Bl	58105	0.0000
Foundation Cemex Madison	58112	0.0000
Foundation RRM	58113	0.0000
Foundation Nwana	58114	0.0000
Depot Park Solar System	58119	0.0000
Outback Solar At Christmas V	58131	0.0000
Prescott Solar Plant	58147	0.0000
Black Cap Solar Plant	58150	0.0000
Crafton Hills College Solar Fa	58170	0.0000
Prairie Fire	58171	0.0000
Saddle Mountain Solar I	58213	0.0000
Grassland 1&2 Solar Project	58217	0.0000
Spion Kop Wind Farm	58218	0.0000
Tahquitz High School	58232	0.0000
Kit Carson	58240	0.0000
West Valley High School Sola	58244	0.0000
VA Sepulveda Ambulatory Ca	58249	0.0000
Los Alamos PV Site	58256	0.0000
FAA NorCal TRACON	58261	0.0000
Badger 1	58262	0.0000
Jewish Community Center PV	58292	0.0000
Paradise Valley H.S. PV	58293	0.0000
Gridley Main	58370	0.0000
Hyder II Hybrid	58383	0.0000

Fargo Drop	58384	0.0000
Flint Creek Hydroelectric LLC	58392	0.0000
CSU Northridge Plant	58422	0.0000
Swauk Wind LLC	58441	0.0000
45 Mile Hydroelectric Project	58455	0.0000
C-Drop Hydro	58470	0.0000
Las Vegas WPCF Solar Plant	58477	0.0000
SEV NM Phase 2	58479	0.0000
CSU Pueblo	58481	0.0000
Picture Rocks Solar, LLC	58486	0.0000
Apex Solar PV Power Project	58489	0.0000
Spectrum Solar PV Power Project	58490	0.0000
RE Gillespie 1 LLC	58501	0.0000
Chuckawalla Solar	58506	0.0000
Ironwood Solar LLC	58513	0.0000
Union HS at Casa Grande	58516	0.0000
Vista Grande HS at Casa Grande	58517	0.0000
Otero Solar	58520	0.0000
Manzano Solar	58521	0.0000
Madera Community Hospital	58522	0.0000
Crown Cooling Facility	58527	0.0000
Lake Pleasant WTP	58539	0.0000
Silver City WWTP PV Project	58540	0.0000
Gilbert Solar Facility I, LLC	58543	0.0000
Mountain View Solar	58544	0.0000
Community Solar 1	58545	0.0000
SMPA Solar 1 Community Solar	58547	0.0000
Huerfano River Wind	58548	0.0000
GSE NM1	58576	0.0000
Sue Cleveland High School	58588	0.0000
Rio Rancho High School	58589	0.0000
Beryl Solar Plant	58598	0.0000
Cedar Valley Solar Plant	58599	0.0000
Buckhorn Solar Plant	58600	0.0000
Milford Flat Solar Plant	58601	0.0000
Laho Solar Plant	58602	0.0000
Greenville Solar Plant	58603	0.0000
Granite Peak Solar Plant	58604	0.0000
Sol Orchard El Centro PV	58621	0.0000
Carter Hydro	58622	0.0000
Actus Lend Lease DMAFB	58632	0.0000
Monterey Regional Water Plant	58633	0.0000
Lancaster Baptist Church	58634	0.0000
Sacramento Fairbairn Water Treatment	58636	0.0000

Utah Red Hills Renewable En	58660	0.0000
Blue Sky One	58689	0.0000
Nooksack Hydro	58696	0.0000
Mira Loma	58698	0.0000
Phoenix Airport East Econom	58708	0.0000
Phoenix Airport Rental Car C	58709	0.0000
North Bay Solar 1	58748	0.0000
Expressway Solar A	58761	0.0000
Expressway Solar B	58762	0.0000
South Canal Hydro-1	58783	0.0000
South Canal Hydro-3	58784	0.0000
Storrie Lake Solar Project	58794	0.0000
Cogenra - TEP	58832	0.0000
Red Horse 2	58833	0.0000
Gato Montes Solar, LLC	58842	0.0000
ASTI	58889	0.0000
Beringer	58890	0.0000
Prosperity Energy Storage Fa	58899	0.0000
Tri-County Water Hydropow	58901	0.0000
Intel Folsom Phase 2	58954	0.0000
Oregon University System O	58961	0.0000
Las Virgenes Municipal Wate	58963	0.0000
Fairfield Wind	58966	0.0000
Fort Huachuca Solar PV Proje	58972	0.0000
RE Camelot LLC	58983	0.0000
Two Dot Wind Farm	59003	0.0000
Gila Bend Hybrid	59020	0.0000
Rio Rico Solar	59044	0.0000
Vacaville	59058	0.0000
Chopin Wind LLC	59076	0.0000
CSD 2- Freedom High	59129	0.0000
CSD 2 - Heritage High	59130	0.0000
Dartmouth Landfill	59131	0.0000
EAFB - North Base	59132	0.0000
EAFB - South Base	59133	0.0000
SDCCD - Miramar	59138	0.0000
SDCWA - Twin Oaks	59139	0.0000
Brighton PV Solar Plant	59144	0.0000
Avalon Solar	59168	0.0000
Sterling PV 3	59198	0.0000
Mesa PV1	59199	0.0000
Eagle Springs Solar LLC	59239	0.0000
California PV Energy at ISD W	59283	0.0000
Sacramento (SMUD)	59323	0.0000

Golden Acorn Casino	59328	0.0000
City of Soledad Water Reclar	59329	0.0000
Taylor Farms	59330	0.0000
Anheuser-Busch #2	59331	0.0000
Dorena Hydro-Electric Facilit	59357	0.0000
Old Mill Solar	59374	0.0000
Escalante Solar I, LLC	59387	0.0000
Escalante Solar II, LLC	59388	0.0000
Escalante Solar III, LLC	59389	0.0000
Eubank Landfill Solar Array	59393	0.0000
Searchlight Solar	59404	0.0000
Newman Solar	59407	0.0000
Solar Las Vegas MB-1	59430	0.0000
Desert Star	59444	0.0000
Valencia Solar	59454	0.0000
Tech Park Solar	59455	0.0000
Denver Intl Airport IV Solar	59462	0.0000
Ft. Churchill PV	59472	0.0000
Apple Campus 2 PV	59473	0.0000
Jett Creek Windfarm (Burnt	59490	0.0000
Benson Creek Windfarm (Bu	59491	0.0000
Durbin Creek Windfarm (Bur	59492	0.0000
Prospector Windfarm (Burnt	59493	0.0000
Willow Spring Windfarm (Bu	59494	0.0000
Wright Solar Park	59525	0.0000
Sandoval Solar Energy Cente	59558	0.0000
Springer Solar 1	59560	0.0000
Meadow Lake Solar Energy C	59618	0.0000
Cibola	59619	0.0000
South Milford Solar Plant	59620	0.0000
Sandstone Solar	59634	0.0000
Forever 21 Retail, Inc.	59651	0.0000
Nordhoff Place	59652	0.0000
City of Truth or Consequence	59653	0.0000
Comanche Solar	59656	0.0000
Imperial Valley Solar Co (IVS	59657	0.0000
Mt. Home Solar 1, LLC	59695	0.0000
Sunnyside Ranch Community	59742	0.0000
DSH (CA) - Coalinga State Ho	59746	0.0000
River Mountains Solar	59747	0.0000
CDCR (CA) - Pleasant Valley S	59748	0.0000
Davis Monthan AFB (AZ) Wes	59779	0.0000
Fiddler's Canyon #2	59786	0.0000
Fiddler's Canyon #1	59787	0.0000

Oregon University System Ra	59790	0.0000
Colon PV	59798	0.0000
Airport 1 Solar (DIA)	59807	0.0000
Tooele Army Depot	59817	0.0000
Mohave Electric at Fort Moh	59819	0.0000
Playa Solar 1, LLC	59827	0.0000
Pikes Peak Solar Garden 1 LL	59848	0.0000
Adams Community Solar Gar	59849	0.0000
Adams Community Solar Gar	59850	0.0000
UC Davis South Campus	59872	0.0000
Nellis Solar PV II	59919	0.0000
Fiddler's Canyon 3	59932	0.0000
Iron Springs Solar, LLC	59941	0.0000
Granite Mountain Solar Wes	59945	0.0000
Granite Mountain Solar East,	59946	0.0000
Milford 2	59958	0.0000
Golden West Power Partners	59974	0.0000
Carousel Wind Farm LLC	59975	0.0000
Hooper Solar	60008	0.0000
SR Jenkins Ft Lupton	60023	0.0000
Steel Bridge Solar, LLC	60057	0.0000
Lindberg Field Solar	60060	0.0000
Avalon Solar II	60062	0.0000
Fresno Solar	60083	0.0000
Oregon Convention Center	60112	0.0000
Granby Hydro	60119	0.0000
Peak View Wind Farm	60143	0.0000
Solverde 1	60185	0.0000
Whitethorn Solar LLC	60193	0.0000
South Valley Solar Energy Ce	60195	0.0000
Santa Fe Solar Energy Center	60196	0.0000
Santolina Solar Energy Cente	60197	0.0000
Rio Communities Solar Energ	60198	0.0000
Strata Roof 1	60219	0.0000
Estrella Mountain PV	60230	0.0000
Genentech-Oceanside Hybrid	60231	0.0000
Valley View Solar	60247	0.0000
Skylark	60248	0.0000
Weymouth Solar Plant	60255	0.0000
Alta Luna	60258	0.0000
Playa Solar 2	60261	0.0000
SR Mavericks	60283	0.0000
Red Horse III	60285	0.0000
Montana Solar Facility	60300	0.0000

Holloman Solar Facility	60301	0.0000
San Isabel Solar, LLC	60304	0.0000
Jeffco Community Solar Gard	60320	0.0000
Grove Solar Center, LLC	60330	0.0000
Hyline Solar Center, LLC	60331	0.0000
Open Range Solar Center, LL	60332	0.0000
Railroad Solar Center, LLC	60333	0.0000
Thunderegg Solar Center, LL	60334	0.0000
Vale Air Solar Center, LLC	60335	0.0000
Wal-Mart Truth or Consequ	60341	0.0000
Solar Las Vegas MB 2, LLC	60350	0.0000
Bison Solar LLC	60351	0.0000
Boulder Solar Power, LLC	60352	0.0000
Sulphur Springs	60381	0.0000
Bonnybrooke PV	60413	0.0000
Calligan Creek Hydroelectric	60418	0.0000
RCWD PV Project	60426	0.0000
CA Dept of Public Health at P	60428	0.0000
Three Peaks Power	60432	0.0000
E&B Resources	60446	0.0000
Corcoran	60450	0.0000
Red Rock	60467	0.0000
Greenfield Wind - MT	60486	0.0000
Springbok 3 Solar Farm Hybr	60491	0.0000
SR Skylark B	60497	0.0000
Clear Spring Ranch PV Project	60511	0.0000
Hancock Creek Hydroelectric	60517	0.0000
NorWest Energy 2, LLC	60548	0.0000
Solar Blythe 2	60558	0.0000
Jacobson 5 MW Solar	60603	0.0000
BC Solar	60616	0.0000
Rush Creek Wind	60619	0.0000
Amphitheater High School Sc	60684	0.0000
Canyon Del Oro High School	60685	0.0000
Weld 1 Community Solar Arr	60720	0.0000
Logan 1 Community Solar Ar	60722	0.0000
Conejos 1 Community Solar A	60723	0.0000
Arapahoe 3 Community Sola	60724	0.0000
Xcel Adams 2 Community So	60725	0.0000
Xcel Adams 1 Community So	60726	0.0000
Victory Solar LLC	60764	0.0000
SunAnza	60791	0.0000
CEC Solar #1117, LLC	60801	0.0000
Cloverdale Solar Center	60813	0.0000

Weber State University - Dav	60821	0.0000
Intel - Ocotillo Campus Solar	60822	0.0000
Valley Sanitary District WTP	60824	0.0000
Genentech Vacaville Meter #	60844	0.0000
US GSA - Sacramento	60846	0.0000
Dept of General Services -FT	60861	0.0000
Timothy Lake Powerhouse	60868	0.0000
Solar Star California, XLIV, LL	60869	0.0000
Boulder Solar II, LLC	60885	0.0000
Pavant Solar III	60886	0.0000
Westmont 300B	60914	0.0000
OSLH, LLC	60976	0.0000
CSUF State College	60978	0.0000
CSUF Nutwood Solar	60979	0.0000
Lindberg Field Solar 2	60984	0.0000
Iron Horse Battery Storage H	60996	0.0000
SCDA Solar 1	61006	0.0000
Twin Buttes II Wind	61040	0.0000
Foundation CDCR LAC	61066	0.0000
Foundation Scheid Vineyards	61067	0.0000
Pima Community College - E	61104	0.0000
Quichapa 1	61119	0.0000
Quichapa 2	61120	0.0000
Quichapa 3	61121	0.0000
Intel Folsom Phase 3	61152	0.0000
Big Timber Wind Farm	61155	0.0000
Columbus Solar Project	61165	0.0000
Shavano Falls Hydro	61189	0.0000
Shavano Falls Hydro Drop 4	61190	0.0000
Drop 5	61191	0.0000
IKEA Las Vegas 462	61193	0.0000
Merck - Upper Gwynedd Sol	61198	0.0000
T0588 Phoenix - AZ	61199	0.0000
OR Solar 3, LLC	61201	0.0000
Sacramento Regional County	61209	0.0000
Head of U Canal Hydro Proje	61217	0.0000
Westmont 300A	61249	0.0000
Kayenta Solar Project	61268	0.0000
Gray Hawk Solar	61272	0.0000
River Bend Solar, LLC	61289	0.0000
South Mills Solar, LLC	61290	0.0000
Green Meadow Solar, LLC	61291	0.0000
SR Kersey	61314	0.0000
Great Divide Solar, LLC	61335	0.0000

Black Eagle Solar, LLC	61336	0.0000
Magpie Solar, LLC	61337	0.0000
Mill Creek Solar (OR)	61338	0.0000
Westmont 400A	61348	0.0000
Westmont 400B	61349	0.0000
Amazon - Patterson PV	61377	0.0000
OR Solar 5, LLC	61423	0.0000
OR Solar 8, LLC	61424	0.0000
Coyote Ridge Community So	61425	0.0000
OR Solar 6, LLC	61430	0.0000
Panasonic Carport Solar Hyb	61439	0.0000
Foundation California Trainin	61442	0.0000
Foundation Mann Packing	61443	0.0000
Foundation Salinas Valley Sta	61444	0.0000
SR Platte Solar Farm	61462	0.0000
Vandenberg Solar Project	61463	0.0000
San Luis Solar Garden	61472	0.0000
Klamath Falls Solar 2 CSG	61553	0.0000
Facebook 1 Solar Energy Cen	61556	0.0000
Facebook 2 Solar Energy Cen	61557	0.0000
Facebook 3 Solar Energy Cen	61558	0.0000
Woodline Solar	61559	0.0000
Eagle Point Solar	61560	0.0000
Denver Metro Solar	61563	0.0000
Tumbleweed Solar, LLC	61580	0.0000
San Luis Valley Solar Array	61605	0.0000
Vilas Solar Array	61606	0.0000
Stenner Creek Solar	61607	0.0000
Techren Solar I LLC	61611	0.0000
CDCR (CA) - Solano State Pris	61619	0.0000
CDCR (CA) - Corcoran State P	61620	0.0000
CDCR (CA) - Wasco State Pris	61621	0.0000
Kilroy Solar	61628	0.0000
Chiloquin Solar, LLC	61631	0.0000
Carrizozo Solar	61662	0.0000
Pinal Central Energy Center H	61678	0.0000
USG 1	61682	0.0000
USG 2	61683	0.0000
IVC Solar	61692	0.0000
Folsom SP and CSP Sacramen	61698	0.0000
Aerolease	61718	0.0000
Quincy II Solar Garden	61752	0.0000
Imboden Solar Garden	61753	0.0000
Stage Gulch Solar	61791	0.0000

Lavio Solar	61792	0.0000
EGP Stillwater Solar PV II, LLC	61809	0.0000
Titan Solar	61811	0.0000
Target Shafter	61824	0.0000
Dignity - Siena Campus	61825	0.0000
Dayton Cutoff Solar	61827	0.0000
Valley Creek Solar	61828	0.0000
Silverton Solar	61829	0.0000
Sheep Solar	61830	0.0000
Colton Solar	61831	0.0000
Interstate Solar	61832	0.0000
Soboba Community Solar Pro	61834	0.0000
Grand Ronde Solar	61835	0.0000
SeaWorld Aquatica	61843	0.0000
Jordanelle Dam Hydroelectric	61853	0.0000
Dignity - San Martin	61862	0.0000
Bar D	61886	0.0000
National Raisin	61894	0.0000
Casa Mesa Wind Energy Cen	61925	0.0000
Techren Solar II LLC	61930	0.0000
Adams Nielson Solar	61933	0.0000
Gavilan District College Solar	61993	0.0000
UC Merced Solar Hybrid	61995	0.0000
UC Riverside Lots 30 & 32	62016	0.0000
Stanford Campus Solar	62020	0.0000
CSU Long Beach Lots 7 & 14	62028	0.0000
Santa Rosa Junior College Pe	62039	0.0000
Pima Community College	62075	0.0000
Blue Shld Of Cal- El Dorado H	62077	0.0000
Roseville Solar	62114	0.0000
Syncarpha Eagle Nest	62149	0.0000
Chaffey College Rancho Cuca	62150	0.0000
Clif Bar Bakery of Twin Falls	62151	0.0000
Boring Solar LLC	62169	0.0000
Ballston Solar LLC	62170	0.0000
Labish Solar LLC	62171	0.0000
CNMEC Solar Energy Center	62191	0.0000
Oak Leaf Solar XXVII LLC	62224	0.0000
Oak Leaf Solar XXX LLC (CSG)	62239	0.0000
NorWest Energy 9 LLC	62241	0.0000
County of San Diego SBRC	62242	0.0000
Oak Leaf Solar XXI (CSG)	62243	0.0000
Oak Leaf Solar XXXI LLC (CSG)	62244	0.0000
Oak Leaf Solar XXV LLC (CSG)	62245	0.0000

Target Woodland Solar Proje	62246	0.0000
Oak Leaf Solar XXXII (CSG)	62251	0.0000
Oak Leaf Solar XXII LLC (CSG)	62252	0.0000
Oak Leaf Solar XXIV LLC (CSG)	62253	0.0000
Oak Leaf Solar XXVI LLC	62254	0.0000
Oak Leaf Solar XXVIII LLC (CSG)	62255	0.0000
Oak Leaf Solar XXIII LLC (CSG)	62256	0.0000
Trout Creek Solar	62260	0.0000
Liberty HS Solar Project	62274	0.0000
Frontier HS Solar Project	62275	0.0000
Francisco St. Solar	62287	0.0000
Grazing Yak Solar	62376	0.0000
City of Gallup Solar	62406	0.0000
Busch Ranch II Wind Farm	62445	0.0000
Vista Solar Energy Center	62467	0.0000
Airport Solar	62560	0.0000
Preferred Freezer San Leand	62578	0.0000
Rio De Oro Solar Energy Cent	62597	0.0000
PFMG Solar Grossmont Helix	62611	0.0000
NVSS-II	62636	0.0000
AZ State University - Tempe	62643	0.0000
SFDK Solar	62649	0.0000
Gilcrest Solar	62663	0.0000
Quincy Solar	62664	0.0000
Lafayette Horizon Solar CSG	62667	0.0000
American Canyon Solar	62687	0.0000
Malech Solar Farm	62688	0.0000
Hellyer Solar Farm	62689	0.0000
Guadalupe Solar Farm	62690	0.0000
Mesa CSG 2 Massicotte	62718	0.0000
Mesa CSG 1 Murdock	62719	0.0000
Solar Star Palo Alto I, LLC	62732	0.0000
RC Energy AA LLC Solar Facili	62756	0.0000
Bloomington Solar I	62805	0.0000
Amazon Denver DEN3	62877	0.0000
Desert Star Hybrid	62965	0.0000
Grossmont HS Solar Project	62987	0.0000
Bluewater CDEC 1	62994	0.0000
Grants CDEC 2	62995	0.0000
SCCCD - Clovis Community C	63021	0.0000
Gloucester Solar	63031	0.0000
SCCCD - Fresno Community C	63068	0.0000
Reedley Community College	63074	0.0000
San Miguel I Solar Energy Ce	63081	0.0000

San Miguel II Solar Energy Ce	63082	0.0000
Syncarpha El Rito	63124	0.0000
Tom Sifers Solar	63163	0.0000
Whiskey Hill Solar	63164	0.0000
Rio Rancho Solar Energy Cen	63184	0.0000
CID Solar (CA)	63204	0.0000
Rafael Solar	63206	0.0000
Case Creek Solar	63207	0.0000
Kale Patch Solar	63208	0.0000
Mtn. Solar 1	63276	0.0000
Mtn. Solar 2	63277	0.0000
CO LI CSG 1 - Kamerra	63278	0.0000
Garrett Solar	63301	0.0000
Alticor Inc - Solar Project	63303	0.0000
Starvation	63344	0.0000
OE_AZ1	63349	0.0000
Medline Ind. Phase 2 Tracy	63361	0.0000
Niagara Bottling Stockton	63363	0.0000
Phelan Pinon Hills CSD Solar	63376	0.0000
Castaic Lake Phase II	63385	0.0000
City of Rio Rancho WWTP	63391	0.0000
Tickle Creek Solar	63442	0.0000
Thomas Creek Solar	63443	0.0000
RE-VFO LLC	63455	0.0000
D'Arrigo Brothers - Phase 4	63486	0.0000
PSREC/SIAD Solar	63493	0.0000
Moonlight Packing - Phase 2	63514	0.0000
California City	63516	0.0000
Pima Community College NV	63531	0.0000
Amazon_DEN2	63536	0.0000
Mohave Electric Cooperative	63554	0.0000
Britton Solar Energy Center	63579	0.0000
SR Kersey II	63586	0.0000
SR Skylark C	63587	0.0000
Pleasanton - Amador Valley I	63630	0.0000
North Kern State Prison Phas	63651	0.0000
IBM Solar	63869	0.0000
Vacaville Hospital	63928	0.0000
Hyperion Treatment Plant CH	60690	0.5247
Valero Wilmington Cogenera	63285	0.4928
Mohave County Wind Farm	63114	0.0000
Nevada Solar One	56405	0.0137
Western 102 Power Plant	56500	0.4678
Broadridge Cogen	57580	0.5364

Irwindale Brew Yard, LLC	58056	0.5866
CBS Television City	58253	0.3940
City of Hayward WWTP	58525	0.3931
Sierra Nevada Brewing Co Hy	58585	0.2265
Santa Rita Jail Hybrid	58625	0.3405
City of Tulare Water Facility	59395	0.4774
Dillon Wind LLC	56791	0.0000
American Kings Solar, LLC	60777	0.0000
Maverick Solar, LLC	62178	0.0000
Borden Solar Farm	59531	0.0000
Sun Streams, LLC	60827	0.0000
Blythe Solar III, LLC Hybrid	60094	0.0000
Highline	7224	0.0000
Beacon BESS 1	61431	0.0000
Oregon State University	57653	0.2210
Veyo	3635	0.0000
Southern Owens Valley Solar	57304	0.0000
Van Norman Bypass Solar Pr	57307	0.0000
LATTC South Campus Solar	57312	0.0000
Foothill Solar Project	59799	0.0000
Blythe Solar IV, LLC	60095	0.0000
Rancho Seco Solar II, LLC	63387	0.0000
Wildflower Solar I, LLC	62988	0.0000
Walnut Power Plant	4256	0.3937
Lopez Canyon	57730	0.0000
USPS FIT 1B - BP14-009B-700	61251	0.0000
USPS FIT 2A - BP14-011A-700	61252	0.0000
USPS FIT 2B - BP14-011B-700	61253	0.0000
SANTA MARIA II LFG POWER	57100	1.1222
Altwind 1 - Altwind 1	P1	0.0000
Altwind 2 - Altwind 2	P2	0.0000
Altwind 3 - Altwind 3	P3	0.0000
Desert Winds I - Desert Wind	P4	0.0000
Desert Winds II Pwr Purch Tr	P5	0.0000
Desert Winds III - Desert Wir	P6	0.0000
San Geronio Altwind - San C	P7	0.0000
San Geronio East - San Gorg	P8	0.0000
1122-11423 Vanowen - FITS	P9	0.0000
1160-2645 La Cienega Ave -	P10	0.0000
1254-10261 Glenoaks Blvd -	P11	0.0000
1425-12360 Foothill Blvd - F	P12	0.0000
14539 Blythe Solar PV - FITS	P13	0.0000
21717 Nordhoff - FiTS1007 -	P14	0.0000
8011-658 Venice Blvd. - FITS	P15	0.0000

Bathke Broadway Properties	P16	0.0000
Capelin Distribution Center -	P17	0.0000
Cathay LA - Solar Project - Fi	P18	0.0000
Chatsmouth Solar Project 1 -	P19	0.0000
DS2 Solar FiT Project - FiTS10	P20	0.0000
DS3 Solar FiT Project - FiTS10	P21	0.0000
Figueroa & Ave 61 Center - F	P22	0.0000
FITS1017 - 11115 Laurel Can	P23	0.0000
Harbor Regional Park Ground	P24	0.0000
KSI Solar Whiteman - FiTS10	P25	0.0000
LAX Logistic Industrial Cente	P26	0.0000
Layline Distribution Center -	P27	0.0000
Mastercraft 96.64kW Solar P	P28	0.0000
M-C Investments 4558 Brazil	P29	0.0000
North Figueroa & Ave. 58-59	P30	0.0000
Oxen Solar I - FiTD1019 - 113	P31	0.0000
Prairie Solar I - FiTS1025 - 20	P32	0.0000
Prairie Solar II - FiTS1026 - 19	P33	0.0000
Saf Keep Melrose - FiTS1016	P34	0.0000
Saf Keep San Fernando - FiTS	P35	0.0000
Shri Ji Ram Solar FiT Project -	P36	0.0000
SOL #1235 LOS ANGELES - Fi	P37	0.0000
Sunstarter Solar CXVI - FiTS1	P38	0.0000
Tangen Building - FiTS1009 -	P39	0.0000
Van Nuys Air - Hannah Solar	P40	0.0000
Aeroplex - FiTS1100 - 16143	P41	0.0000
Aeroplex 2 - FiTS1099 - 7943	P42	0.0000
Flight Building 1 - FiTS1049 -	P43	0.0000
Flight Building 6 - FiTS1054 -	P44	0.0000
Flight Building 7 - FiTS1055 -	P45	0.0000
Flight Building 8 - FiTS1056 -	P46	0.0000
Flight Building 10 - FiTS1058	P47	0.0000
Van Nuys Air - 16620 Stagg S	P48	0.0000
Flight Building 2	P49	0.0000
Flight Building 3 - FiTS1051 -	P50	0.0000
Flight Building 4 - FiTS1052 -	P51	0.0000
Flight Building 5 - FiTS1053 -	P52	0.0000
Foothill - FiTS1087 - 7061 Fo	P53	0.0000
13207 Bradley Avenue - FiTS	P54	0.0000
Flight Building 11 - FiTS1059	P55	0.0000
Flight Building 12 - FiTS1060	P56	0.0000
Flight Building 13 - FiTS1061	P57	0.0000
Sun Valley 2 - FiTS1101 - 110	P58	0.0000
BJE Solar FiT Project II - FiTS1	P59	0.0000

Flight Building 9 - FITS1057 -	P60	0.0000
Valley Solar 1 - FITS1094 - 93	P61	0.0000
Valley Solar 5 - FITS1093 - 93	P62	0.0000
Valley Solar 6 - FITS1095 - 19	P63	0.0000
BJE Solar FiT Project - FITS10	P64	0.0000
WE Solar FiT Project - FITS10	P65	0.0000
US Customhouse - BP 14-011	P66	0.0000
Berths 153 154-155 - BP14-0	P67	0.0000
Ardagh Cannery Building 8 -	P68	0.0000
Napa FIT - FITS1073 - 16901-	P69	0.0000
Flight Building 14 - FITS1062	P70	0.0000
Woodman and Nordhoff Cer	P71	0.0000
De Soto - FITS1103 - 9401 De	P72	0.0000
LA Convention Center Carpo	P73	0.0000
Main St - General Service HQ	P74	0.0000
Metro Center - Parking Gara	P75	0.0000
Owens Dry Lake Solar Demo	P76	0.0000
Valley Generating Station - A	P77	0.0000
Harbor Generating Station -	P78	0.0000
Solar Rooftops Program - Gro	P79	0.0000
Haiwee Power Plant - Haiwee	P80	0.0000
Haiwee Power Plant - Haiwee	P81	0.0000
AT&T Park Solar Arrays	P82	0.0000
SF Service Center Solar Array	P83	0.0000
SF Service Center Solar Array	P84	0.0000
CHARCOAL RAVINE	P85	0.0000
HAT CREEK HEREFORD RANC	P86	0.0000
JAMES B. PETER	P87	0.0000
JAMES CRANE HYDRO	P88	0.0000
JOHN NEERHOUT JR.	P89	0.0000
KINGS RIVER HYDRO CO.	P90	0.0000
LOFTON RANCH	P91	0.0000
ORANGE COVE IRRIGATION D	P92	0.0000
ROCK CREEK WATER DISTRIC	P93	0.0000
SCHAADS HYDRO	P94	0.0000
SWISS AMERICA	P95	0.0000
2103 HILL PRISTINE SUN LLC	P96	0.0000
2105 HART (Oroville Solar)	P97	0.0000
2154 Foote (Oroville Solar)	P98	0.0000
AMERICAN ENERGY, INC. (SA	P99	0.0000
AMERICAN ENERGY, INC. (W	P100	0.0000
APEX 646-460	P101	0.0000
BROWNS VALLEY IRRIGATION	P102	0.0000
BUCKEYE HYDROELECTRIC PR	P103	0.0000

CALAVERAS PUBLIC UTILITY DISTRICT	P104	0.0000
CALAVERAS PUBLIC UTILITY DISTRICT	P105	0.0000
CALAVERAS PUBLIC UTILITY DISTRICT	P106	0.0000
DIGGER CREEK RANCH	P107	0.0000
Goose Valley Hydro (SB32)	P108	0.0000
GreenLight- Peacock Solar Project	P109	0.0000
JACKSON VALLEY IRRIGATION DISTRICT	P110	0.0000
Lassen Station Hydro	P111	0.0000
MADERA CANAL (1174 + 84)	P112	0.0000
Madera Canal (1923)	P113	0.0000
MADERA CANAL STATION 13	P114	0.0000
Mathew's Dam Hydro	P115	0.0000
MCFADDEN HYDROELECTRIC PROJECT	P116	0.0000
Mill Sulphur Creek Project	P117	0.0000
NEVADA IRRIGATION DISTRICT	P118	0.0000
PCWA – Lincoln Metering and Control	P119	0.0000
Pristine Sun- 2192 Ramirez	P120	0.0000
Pristine Sun Alvares 2041	P121	0.0000
Pristine Sun Buzzelle	P122	0.0000
Pristine Sun Christensen	P123	0.0000
Pristine Sun Cotton 2096	P124	0.0000
PRISTINE SUN FITZJARRELL	P125	0.0000
Pristine Sun Jardine	P126	0.0000
PRISTINE SUN JARVIS	P127	0.0000
Pristine Sun Rogers	P128	0.0000
Pristine Sun Scherz	P129	0.0000
Pristine Sun Smotherman	P130	0.0000
Pristine Sun Stroing	P131	0.0000
ROCK CREEK L.P.	P132	0.0000
Salmon Creek Hydroelectric	P133	0.0000
SANTA MARIA II LFG POWER PLANT	P134	0.0000
SHAMROCK UTILITIES (CEDAR)	P135	0.0000
SHAMROCK UTILITIES (CLOVER)	P136	0.0000
SIERRA GREEN ENERGY	P137	0.0000
SILVER SPRINGS	P138	0.0000
Sirius Solar	P139	0.0000
TUNNEL HILL HYDROELECTRIC PROJECT	P140	0.0000
Twin Valley Hydro	P141	0.0000
Water Wheel Ranch	P142	0.0000
YUBA COUNTY WATER AGENCY	P143	0.0000
GRASSHOPPER FLAT	P144	0.0000
Sutter's Mill	P145	0.0000
Hayward Paul Luckey	P146	0.0000
J Bar 9 Ranch, Inc. (LU)	P147	0.0000

West Side	P148	0.0000
Cape Scott Wind	P149	0.0000
Dokie Wind	P150	0.0000
Meikle Wind	P151	0.0000
Moose Lake Wind	P152	0.0000
Pennask Wind Farm	P153	0.0000
Quality Wind	P154	0.0000
FIT - McClellan Park	P155	0.0000
Sutter's Landing Solar	P156	0.0000
SMUD PV - Hedge Substation	P157	0.0000
Cal Expo	P158	0.0000
Utility Operations Center	P159	0.0000
Shinish Creek Wind Farm	P160	0.0000
TerraGen Mojave Wind Farm	P161	0.0000
CITY OF WATSONVILLE	P162	1.1222
BLAKE'S LANDING FARMS, INC	P163	1.1222
Clover Flat LFG	P164	1.1222
OPEN SKY DAIRY DIGESTER #	P165	1.1222
SAN LUIS OBISPO AD (aka HZ)	P166	1.1222
VERWEY MADERA DAIRY DIG	P167	1.1222
ABEC Bidart-Stockdale LLC	P168	1.1222
Still Water Power	P169	1.1222
Van Warmerdam Dairy Diges	P170	1.1222
New Hope Dairy Digester	P171	1.1222
Van Steyn	P172	1.1222
Fiscalini Farms	P173	1.1222
1080 CHESTNUT CORP.	P174	0.3937
AIRPORT CLUB	P175	0.3937
ARDEN WOOD BENEVOLENT	P176	0.3937
CITY OF WATSONVILLE	P177	0.3937
GREATER VALLEJO RECREATI	P178	0.3937
HAYWARD AREA REC & PARK	P179	0.3937
NIHONMACHI TERRACE	P180	0.3937
ORINDA SENIOR VILLAGE	P181	0.3937
SATELLITE SENIOR HOMES	P182	0.3937
UC Davis Medical Center	P183	0.3937
Elk Grove Milling	P184	0.3937
GFP Ethanol, LLC dba Calgren	P185	0.3937
Techni-Cast Corp	P186	0.3937
Aligned Microgrid	P187	0.8038
CSE Arizona Facility	P188	0.5955
Gila River Power Station - All	P189	0.4191
Gila River Power Station - Blc	P190	0.4209
Gila River Power Station - Blc	P191	0.4088

Gila River Power Station - Bl	P192	0.4254
Gila River Power Station - Bl	P193	0.4209
La Rosita Power Project (ME)	P194	0.4161
MCAS Yuma Microgrid MCG)	P195	0.8038
Mesquite Generating Station	P196	0.3939
Stotz Southern Generation	P197	0.5955
Termoelectrica de Mexicali (P198	0.3832
26-foot Drop Small Hydro	P199	0.0000
Blackspring Ridge 1A Wind P	P200	0.0000
Blackspring Ridge 1B Wind P	P201	0.0000
Bridge River 1 Hydroelectric	P202	0.0000
Bridge River 2 Hydroelectric	P203	0.0000
Cheakamus Hydroelectric Ge	P204	0.0000
Energía Sierra Juárez Wind F	P205	0.0000
G.M. Shrum Hydroelectric Ge	P206	0.0000
Grand View 5 East	P207	0.0000
Halkirk I Wind Project (CAN)	P208	0.0000
Kootenay Canal Hydroelectri	P209	0.0000
Mica Hydroelectric Generati	P210	0.0000
Peace Canyon Hydroelectric	P211	0.0000
Revelstoke Hydroelectric Ge	P212	0.0000
Seven Mile Hydroelectric Ge	P213	0.0000
Utility Built Solar (LADWP)	P214	0.0000
FIT Solar	P215	0.0000

ASSET CONTROLLING SUPPLIER RESOURCE MIX CALCULATOR

Instructions: Enter total net specified procurement of ACS system resources into cell A8, A23, or A38. In Column E, the calculator will determine quantities of resource-specific net procurement for entry on Schedule 1.


		Powerex		
Net MWh Procured	N/A	Resource Type	Resource Mix Factors	Resource-Specific Procurements from ACS
		Biomass & biowaste		-
		Geothermal		-
		Eligible hydroelectric		-
		Solar		-
		Wind	0.00	-
		Coal		-
		Large hydroelectric	0.88	-
		Natural gas	0.01	-
		Nuclear	0.01	-
		Other	0.04	-
		Unspecified Power	0.06	-

		Bonneville Power Administration		
Net MWh Procured	N/A	Resource Type	Resource Mix Factors	Resource-Specific Procurements from ACS
		Biomass & biowaste		-
		Geothermal		-
		Eligible hydroelectric		-
		Solar	0.00	-
		Wind		-
		Coal		-
		Large hydroelectric	0.85	-
		Natural gas	0.00	-
		Nuclear	0.11	-
		Other	0.01	-
		Unspecified Power	0.04	-

		Tacoma Power		
Net MWh Procured	N/A	Resource Type	Resource Mix Factors	Resource-Specific Procurements from ACS
		Biomass & biowaste		-
		Geothermal		-
		Eligible hydroelectric		-
		Solar		-

Wind		-
Coal		-
Large hydroelectric	0.90	-
Natural gas		-
Nuclear	0.06	-
Other		-
Unspecified Power	0.04	-

**POWER SOURCE DISCLOSURE ANNUAL REPORT
ATTESTATION FORM**
for the year ending December 31, 2020
**SOLANA ENERGY ALLIANCE
SEA GREEN**

I, (print name) Gregory Wade,
(title) CITY MANAGER / EXEC. DIR.; declare under penalty of perjury, that the statements
contained in this report including Schedules 1, 2, and 3 are true and correct and that I, as an
authorized agent of (print name of company) Solana Energy Alliance, have
authority to submit this report on the company's behalf. I further declare that the megawatt-
hours claimed as specified purchases as shown in these Schedules were, to the best of my
knowledge, sold once and only once to retail customers.
Name: Gregory Wade
Representing (Retail Supplier): Solana Energy Alliance
Signature: 
Dated: 6/1/2021
Executed at: City of Solana Beach



STAFF REPORT CITY OF SOLANA BEACH

TO: Honorable Mayor and City Councilmembers
FROM: Gregory Wade, City Manager
MEETING DATE: September 22, 2021
ORIGINATING DEPT: Finance
SUBJECT: **Consideration of Resolution No. 2021-112 Approving a Professional Services Agreement with Bartel & Associates to Provide Other Postemployment Benefits (OPEB) Actuarial Valuations**

BACKGROUND:

In 2004, the Government Accounting Standards Board (GASB) issued Statement No. 45, Accounting and Financial Reporting by Employers for Postemployment Benefits Other than Pensions (GASB 45). Other postemployment benefits (OPEB) include all benefits, other than pension benefits, that are earned by employees as a result of active service, but not paid out as benefits until the beneficiaries have retired. The City of Solana Beach's (City) retiree healthcare plan falls under the scope of this definition and the City has been required to implement GASB 45 since its fiscal year ending June 30, 2009. GASB 45 required that the City prepare a new OPEB valuation at least every three years.

In June 2015, the GASB approved revised OPEB accounting rules under Statement No. 74, Financial Reporting for Postemployment Benefit Plans Other Than Pension Plans (GASB 74), and Statement No. 75, Accounting and Financial Reporting for Postemployment Benefits Other Than Pensions (GASB 75).

The City has contracted with Bartel Associates, LLC (Bartel) to provide the City with retirement and other benefit consulting and actuarial services since 2009, including the valuations as required by GASB 45. An actuarial valuation is required with a valuation date of June 30, 2021 that will be the basis for the City's OPEB financial reporting information under GASB 74 and GASB 75.

This item is before the City Council to consider adoption of Resolution 2021-112 (Attachment 1) approving a Professional Services Agreement (PSA) with Bartel Associates for actuarial valuation services (Attachment 2).

CITY COUNCIL ACTION:

DISCUSSION:

GASB 74 applies to OPEB plans that are administrated through trusts as single-employer plans. The City's OPEB plan is a single-employer plan and an irrevocable trust was set up through Public Agency Retirement Services (PARS) in FY 2015/16 to address the unfunded liability of the plan. When the trust was established, it was made part of an investment pool through PARS because of the size of the City's investment. PARS, at the request of City Staff, subsequently established a separate investment account for the City in the summer of 2016 to help Staff better track its investments in the PARS Trust Fund.

If the City had stayed in the PARS investment pool, it would not have needed a new valuation to implement GASB 74, but since the City is now administering its own separate trust, a new actuarial valuation as of June 30, 2021 is needed for its FY 2020/21 financial statements.

GASB 75 replaces the requirements for GASB 45 and GASB 57 and addresses accounting and financial reporting for OPEB that is provided to the employees of state and local governmental employers. Actuarial valuations are required to be performed at least every two years, with more frequent valuations encouraged. If an actuarial valuation is not performed as of the measurement date, the total OPEB liability is required to be based on updated procedures to roll forward amounts from an earlier actuarial valuation (performed as of a date no more than 30 months and 1 day prior to the employer's most recent fiscal year-end).

To meet its OPEB reporting requirements, Staff is recommending that the City Council authorize the City Manager to execute a PSA with Bartel to provide actuarial services for FY 2020/21 through FY 2022/23.

CEQA COMPLIANCE STATEMENT:

This item is not a project under CEQA.

FISCAL IMPACT:

The proposed PSA with Bartel would be for a three-year term and provide OPEB valuation services for FY 2020/21 through FY 2022/23 with an estimated fee totaling \$24,000 and a not to exceed fee totaling \$28,000 as shown in the table on the table below:

<u>Project</u>	<u>Valuation Date</u>	<u>Fiscal Year-End</u>	<u>Estimated Fee</u>	<u>Not-to-Exceed Fee</u>
Actuarial Valuation and Staff Meeting	6/30/21		\$15,000	\$17,000
GASBS 75 Accounting Information Report		6/30/22	4,500	5,500
GASBS 75 Accounting Information Report		6/30/23	4,500	5,500
Total (Two Fiscal Years)			24,000	28,000

Funds are budgeted to cover the fees for the GASB 74/75 valuation in the FY 2021/22 and FY 2022/23 Adopted Budgets. The GASB 74/75 valuation fees for FY 2022/23 will be budgeted in the FY 2023/24 budget.

WORK PLAN:

N/A

OPTIONS:

- Approve Staff recommendation.
- Deny Staff recommendation.

DEPARTMENT RECOMMENDATION:

Staff recommends that the City Council adopt Resolution 2021-112 authorizing the City Manager to approve a Professional Services Agreement with Bartel Associates for a three-year term to provide actuarial valuation services for FY 2020/21 through FY 2022/23 for an amount not to exceed \$28,000.

CITY MANAGER'S RECOMMENDATION:

Approve Department Recommendation



Gregory Wade, City Manager

Attachments:

1. Resolution 2021-112
2. PSA with Bartel Associates

RESOLUTION 2021-112

A RESOLUTION OF THE CITY COUNCIL OF THE CITY OF SOLANA BEACH, CALIFORNIA, AUTHORIZING THE CITY MANAGER TO APPROVE THE PROFESSIONAL SERVICES AGREEMENT WITH BARTEL ASSOCIATES, LLC

WHEREAS, the City of Solana Beach provides its employees Other Post-Employment Benefits (OPEB) through its retiree health program; and

WHEREAS, the Government Accounting Standards Board (GASB) requires the City to report certain financial information about its retiree health program in its financial statements in accordance with GASB 74 and GASB 75; and

WHEREAS, the City wishes to engage the services of Bartel Associates, LLC to provide the actuarial valuations needed to meet its financial reporting requirements.

NOW, THEREFORE, the City Council of the City of Solana Beach, California, does resolve as follows:

1. That the foregoing recitations are true and correct.
2. That the City Council authorizes the City Manager to execute a Professional Services Agreement with Bartel Associates, LLC for a three-year term from July 1, 2021 to June 30, 2024 to provide actuarial valuation services for Fiscal Years 2020/21 through Fiscal Year 2022/23 for an amount not to exceed \$28,000.

PASSED AND ADOPTED this 22nd day of September 2021, at a regularly scheduled meeting of the City Council of the City of Solana Beach, California, by the following vote:

AYES: Councilmembers –
NOES: Councilmembers –
ABSENT: Councilmembers –
ABSTAIN: Councilmembers –

LESA HEEBNER, Mayor

APPROVED AS TO FORM:

ATTEST:

JOHANNA N. CANLAS, City Attorney

ANGELA IVEY, City Clerk

City of Solana Beach

PROFESSIONAL SERVICES AGREEMENT

FOR 2021 OPEB Actuarial Valuation & Data - GASBs 74 & 75

This Professional Services Agreement (“AGREEMENT”) is made and entered into this 1st day of July, 2021 by and between the CITY OF SOLANA BEACH, a municipal corporation (“CITY”), and, BARTEL ASSOCIATES, a LLC, (“CONSULTANT”) (collectively “PARTIES”).

WHEREAS, the CITY desires to employ a CONSULTANT to furnish 2021 OPEB Actuarial Valuation & Data (“PROFESSIONAL SERVICES”) for GASBs 74 & 75 Actuarially Determined Contribution Valuation (“PROJECT”); and

WHEREAS, the CITY has determined that CONSULTANT is qualified by experience and ability to perform the services desired by CITY, and CONSULTANT is willing to perform such services; and

WHEREAS, CONSULTANT will conduct all the work as described and detailed in this AGREEMENT to be provided to the CITY.

NOW, THEREFORE, the PARTIES hereto mutually covenant and agree with each other as follows:

1. PROFESSIONAL SERVICES.

- 1.1. **Scope of Services.** The CONSULTANT shall perform the PROFESSIONAL SERVICES as set forth in the written Scope of Services, attached as Exhibit “A” Scope of Services and Fee, at the direction of the CITY. CITY shall provide CONSULTANT access to appropriate staff and resources for the coordination and completion of the projects under this AGREEMENT. For all work to be performed on site in the City, the CITY and CONSULTANT agree that the Scope of Services begins when the CONSULTANT arrives on site and terminates when the CONSULTANT leaves the site. Travel time to and from project site shall not be considered time on the job or compensated by the CITY.
- 1.2. **Project Coordinator.** The Finance Director is hereby designated as the Project Coordinator for CITY and will monitor the progress and execution of this AGREEMENT. CONSULTANT shall assign a single Project Director to provide supervision and have overall responsibility for the progress and execution of this AGREEMENT for CONSULTANT. Joseph D’Onofrio, FSA is hereby designated as the Project Director for CONSULTANT.
- 1.3. **City Modification of Scope of Services.** CITY may order changes to the Scope of Services within the general scope of this AGREEMENT consisting of additions, deletions, or other revisions. If such changes cause a change in the CONSULTANT’s cost of, or time required for, completion of the Scope of Services, an equitable adjustment to CONSULTANT’s compensation and/or contract time shall be made, subject to the CITY’S approval. All such changes shall be authorized in writing, executed by CONSULTANT and CITY.

2. DURATION OF AGREEMENT.

- 2.1. **Term.** The term of this AGREEMENT shall be for a period of July 1, 2021 to June 30, 2024 beginning from the date of execution of the AGREEMENT. Time is of the essence in the performance of work under this AGREEMENT, unless otherwise specified.

- 2.2. Extensions.** If marked, the CITY shall have the option to extend the AGREEMENT for additional _____ periods or parts thereof for an amount not to exceed _____ per AGREEMENT year. Extensions shall be in the sole discretion of the City Manager and shall be based upon CONSULTANT's satisfactory past performance, CITY needs, and appropriation of funds by the City Council. The CITY shall give written notice to CONSULTANT prior to exercising the option.
- 2.3. Delay.** Any delay occasioned by causes beyond the control of CONSULTANT may merit an extension of time for the completion of the Scope of Services. When such delay occurs, CONSULTANT shall immediately notify the Project Coordinator in writing of the cause and the extent of the delay, whereupon the Project Coordinator shall ascertain the facts and the extent of the delay and grant an extension of time for the completion of the PROFESSIONAL SERVICES when justified by the circumstances.
- 2.4. City's Right to Terminate for Default.** Should CONSULTANT be in default of any covenant or condition hereof, CITY may immediately terminate this AGREEMENT for cause if CONSULTANT fails to cure the default within ten (10) calendar days of receiving written notice of the default.
- 2.5. City's Right to Terminate without Cause.** Without limiting its rights in the event of CONSULTANT's default, CITY may terminate this AGREEMENT, without cause, by giving written notice to CONSULTANT. Such termination shall be effective upon receipt of the written notice. CONSULTANT shall be compensated for all effort and material expended on behalf of CITY under the terms of this AGREEMENT, up to the effective date of termination. All personal property remaining in CITY facilities or on CITY property thirty (30) days after the expiration or termination of this AGREEMENT shall be, at CITY's election, considered the property of CITY.

3. COMPENSATION.

- 3.1. Total Amount.** The total cost for all work described in the Scope of Services and Fee (Exhibit "A") shall not exceed Twenty-Eight Thousand dollars (\$28,000) without prior written authorization from CITY. CONSULTANT shall bill the CITY for work provided and shall present a written request for such payment monthly.
- 3.2. Additional Services.** CITY may, as the need arises or in the event of an emergency, request additional services of CONSULTANT. Should such additional services be required, CITY and CONSULTANT shall agree to the cost prior to commencement of these services.
- 3.3. Costs.** Any costs billed to the CITY shall be approved in writing in advance and in accordance with any terms negotiated and incorporated herein as part of Exhibit "A" Scope of Services and Fee.

4. INDEPENDENT CONTRACTOR.

- 4.1.** CONSULTANT is, for all purposes arising out of this AGREEMENT, an independent contractor. The CONSULTANT has and shall retain the right to exercise full control and supervision of all persons assisting the CONSULTANT in the performance of said services hereunder, the CITY only being concerned with the finished results of the work being performed. Neither CONSULTANT nor CONSULTANT's employees shall in any event be entitled to any benefits to which CITY employees are entitled, including, but not limited to, overtime, retirement benefits, workers' compensation benefits, injury leave or other leave benefits. CONSULTANT is solely responsible for all such matters, as well as compliance with social security and income tax withholding and all other regulations and laws governing such matters.

- 4.2 PERS Eligibility Indemnification.** In the event that CONSULTANT's employee providing services under this AGREEMENT claims or is determined by a court of competent jurisdiction or the California Public Employees Retirement System (PERS) to be eligible for enrollment in PERS of the CITY, CONSULTANT shall indemnify, defend, and hold harmless CITY for the payment of any employer and employee contributions for PERS benefits on behalf of the employee as well as for payment of any penalties and interest on such contributions which would otherwise be the responsibility of the CITY. Notwithstanding any other agency, state or federal policy, rule, regulation, law or ordinance to the contrary, CONSULTANT's employees providing service under this AGREEMENT shall not qualify for or become entitled to, and hereby agree to waive any claims to, any compensation and benefit including but not limited to eligibility to enroll in PERS as an employee of CITY and entitlement to any contributions to be paid by CITY for employer contributions and/or employee contributions for PERS benefits.
- 4.3 Indemnification for Employee Payments.** CONSULTANT agrees to defend and indemnify the CITY for any obligation, claim, suit or demand for tax, retirement contribution including any contribution to the PERS, social security, salary or wages, overtime payment, or workers' compensation payment which the CITY may be required to make for work done under this AGREEMENT.
- 4.4** The provisions of this section 4 are continuing obligations that shall survive expiration or termination of this AGREEMENT.

5. STANDARD OF PERFORMANCE.

While performing the PROFESSIONAL SERVICES, CONSULTANT shall exercise the reasonable professional care and skill customarily exercised by reputable members of CONSULTANT's profession practicing in the metropolitan Southern California Area, and will use reasonable diligence and best judgment while exercising its professional skill and expertise.

6. WARRANTY OF CONSULTANT'S LICENSE.

CONSULTANT warrants that CONSULTANT is properly licensed with the applicable government agency(ies) for any PROFESSIONAL SERVICES that require a license. If the CONSULTANT lacks such license, this AGREEMENT is void and of no effect.

7. AUDIT OF RECORDS.

- 7.1.** At any time during normal business hours and as often as may be deemed necessary the CONSULTANT shall make available to a representative of CITY for examination all of its records with respect to all matters covered by this AGREEMENT and shall permit CITY to audit, examine and/or reproduce such records. CONSULTANT shall retain such financial and program service records for at least four (4) years after termination or final payment under this AGREEMENT.
- 7.2.** The CONSULTANT shall include the CITY's right under this section in any and all of their subcontracts, and shall ensure that these sections are binding upon all subcontractors.

8. CONFIDENTIALITY AND SECURITY.

- 8.1. Confidential Work Product.** All professional services performed by CONSULTANT, including but not limited to all drafts, data, correspondence, proposals, reports, research and estimates compiled or composed by CONSULTANT, pursuant to this AGREEMENT, are for the sole use of the CITY, its agents and employees. Neither the documents nor their contents shall be released to any third party without the prior written consent of the CITY. This provision does not apply to information that (a) was publicly known, or otherwise known to CONSULTANT, at the time that it was disclosed to CONSULTANT by the CITY, (b) subsequently becomes publicly known through no act or omission of CONSULTANT or (c) otherwise becomes known to CONSULTANT other than through disclosure by the CITY. Except for any subcontractors that may be allowed upon prior agreement, neither the documents nor their contents shall be released

to any third party without the prior written consent of the CITY. The sole purpose of this section is to prevent disclosure of CITY's confidential and proprietary information by CONSULTANT or subcontractors.

8.2. Confidentiality. Both parties recognize that their respective employees and agents, in the course of performance of this AGREEMENT, may be exposed to confidential information and that disclosure of such information could violate the rights of private individuals and entities, including the parties and third parties. Confidential information is nonpublic information that a reasonable person would believe to be confidential and includes, without limitation, personal identifying information (e.g., social security numbers) and trade secrets, each as defined by applicable state law, and all other information protected by applicable law ("Confidential Information"). The party receiving Confidential Information ("Receiving Party") of the other ("Disclosing Party") shall not, and shall cause its employees and agents who are authorized to receive Confidential Information, not to, use Confidential Information for any purpose except as necessary to implement, perform or enforce this AGREEMENT or comply with its legal obligations. Receiving Party will use the same reasonable efforts to protect the Confidential Information of Disclosing Party as it uses to protect its own proprietary information and data. The Receiving Party will not disclose or release Confidential Information to any third person without the prior written consent of the Disclosing Party, except for where required by law or for authorized employees or agents of the Receiving Party. Prior to disclosing the Confidential Information to its authorized employees or agents, Receiving Party shall inform them of the confidential nature of the Confidential Information and require them to abide by the terms of this AGREEMENT. Receiving Party will promptly notify Disclosing Party if Receiving Party discovers any improper use or disclosure of Confidential Information and will promptly commence all reasonable efforts to investigate and correct the causes of such improper use or disclosure. If Receiving Party believes the Confidential Information must be disclosed under applicable law, Receiving Party may do so provided that, to the extent permitted by law, the other party is given a reasonable notice and opportunity to contest such disclosure or obtain a protective order. Confidential Information does not include information that: (i) is or becomes known to the public without fault or breach of the Receiving Party; (ii) the Disclosing Party regularly discloses to third parties without restriction on disclosure; or (iii) the Receiving Party obtains from a third party without restriction on disclosure and without breach of a non-disclosure obligation. Confidential Information does not include any information that is required to be provided to the public pursuant to the laws of the United States and/or California such as the California Public Records Act, due to the nature of CITY being a local governmental agency. The non-disclosure and non-use obligations of this AGREEMENT will remain in full force with respect to each item of Confidential Information for a period of ten (10) years after the Receiving Party's receipt of that item.

8.3. Security.

8.3.1. Implementation. CONSULTANT shall implement commercially reasonable administrative, technical and physical safeguards designed to: (i) ensure the security and confidentiality of data and information provided by the CITY or used in connection with providing services under this AGREEMENT, including data or information about third parties ("CITY'S Data"); (ii) protect against any anticipated threats or hazards to the security or integrity of CITY'S Data; and (iii) protect against unauthorized access to or use of CITY'S Data. CONSULTANT shall review and test such safeguards on no less than an annual basis.

8.3.2. Network. If CONSULTANT makes CITY'S Data accessible through the Internet or other networked environment, CONSULTANT shall be solely responsible for all aspects of Internet use, and shall maintain, in connection with the operation or use of CITY'S Data, adequate technical and procedural access controls and system security requirements and devices, necessary for data privacy, confidentiality, integrity, authorization, authentication and non-repudiation and virus detection and eradication.

8.3.3. Personal Data. If CONSULTANT processes or otherwise has access to any personal data or personal information on CITY's behalf when performing CONSULTANT's services and obligations under this AGREEMENT, then: (i) CITY shall be the data controller (where "data controller" means an entity which alone or jointly with others determines purposes for which and the manner in which any personal data are, or are to be, processed) and CONSULTANT shall be a data processor (where "data processor" means an entity which processes the data only on behalf of the data controller and not for any purposes of its own); (ii) CITY shall ensure that it has obtained all necessary consents and it is entitled to transfer the relevant personal data or personal information to CONSULTANT so that CONSULTANT may lawfully use, process and transfer the personal data and personal information in accordance with this AGREEMENT on CITY's behalf in order for CONSULTANT to provide the services and perform its other obligations under this AGREEMENT; (iii) CONSULTANT shall process the personal data and personal information only in accordance with any lawful and reasonable instructions given by CITY from time to time and in accordance with the terms of this AGREEMENT; and (iv) each party shall take appropriate technical and organizational measures against unauthorized or unlawful processing of the personal data and personal information or its accidental loss, destruction or damage so that, having regard to the state of technological development and the cost of implementing any measures, the measures taken ensure a level of security appropriate to the harm that might result from such unauthorized or unlawful processing or accidental loss, destruction or damage in relation to the personal data and personal information and the nature of the personal data and personal information being protected. If necessary, the parties will cooperate to document these measures taken.

8.3.4. Information Security. CONSULTANT represents and warrants that its collection, access, use, storage, disposal and disclosure of Confidential Information accessed and/or collected from CITY does and will comply with all applicable federal and state privacy and data protection laws. In the event of any security breach, CONSULTANT shall: (a) Provide CITY with the name and contact information for an employee who shall serve as CITY's primary security contact and shall be available to assist CITY twenty-four (24) hours per day, seven (7) days per week as a contact in resolving obligations associated with a security breach; and (b) Notify CITY of a security breach as soon as practicable, but no later than twenty-four (24) hours after CONSULTANT becomes aware of it. Immediately following CONSULTANT's notification to CITY of a security breach, the parties shall coordinate with each other to investigate the security breach. CONSULTANT agrees to fully cooperate with CITY in CITY's handling of the matter. CONSULTANT shall use best efforts to immediately remedy any security breach and prevent any further security breach at CONSULTANT's own expense in accordance with applicable privacy rights, laws, regulations and standards. CONSULTANT agrees to provide, at its expense, up to one year of credit monitoring services to third parties impacted by any data breach involving the loss of personally identifiable information.

- 8.4. Indemnity.** CONSULTANT shall defend (with counsel acceptable to CITY), indemnify and hold CITY harmless from and against all claims, actions, proceedings, losses, costs (including attorney fees and other charges), liabilities, damages, judgments, settlements, and court awarded attorney's fees resulting from, arising out of or related to a security or data breach unless the breach is proven to be caused solely by CITY. The terms of this section shall survive termination of this AGREEMENT. For purposes of this provision, "security breach" means any act or omission that compromises either the security, confidentiality, or integrity of Confidential Information or the physical, technical, administrative or organizational safeguards put in place by CONSULTANT or any authorized persons that relate to the protection of the security, confidentiality or integrity of Confidential Information or a breach or alleged breach of this AGREEMENT relating to such privacy practices or privacy obligations imposed by any applicable law.
- 8.5. Notice and Remedy of Breaches.** Each party shall promptly give notice to the other of any actual or suspected breach by it of any of the provisions of Section 8 of this AGREEMENT, whether or not intentional, and the breaching party shall, at its expense, take all steps reasonably requested by the other party to prevent or remedy the breach.
- 8.6. Enforcement.** Each party acknowledges that any breach of any of the provisions of Section 8 of this AGREEMENT may result in irreparable injury to the other for which money damages would not adequately compensate. If there is a breach, then the injured party shall be entitled, in addition to all other rights and remedies which it may have, to have a decree of specific performance or an injunction issued by any competent court, requiring the breach to be cured or enjoining all persons involved from continuing the breach.

9. CONFLICTS OF INTEREST.

- 9.1.** CONSULTANT shall at all times comply with all federal, state and local conflict of interest laws, regulations, and policies applicable to public contracts and procurement practices, including but not limited to California Government Code Section 81000 *et seq.* (Political Reform Act) and Section 1090 *et seq.* CONSULTANT shall immediately disqualify itself and shall not use its official position to influence in any way any matter coming before the CITY in which the CONSULTANT has a financial interest as defined in Government Code Section 87103. CONSULTANT represents that it has no knowledge of any financial interests which would require it to disqualify itself from any matter on which it might perform services for the CITY.
- 9.2.** If, in performing the PROFESSIONAL SERVICES set forth in this AGREEMENT, the CONSULTANT makes, or participates in, a "governmental decision" as described in Title 2, Section 18700.3(a) of the California Code of Regulations, or performs the same or substantially all the same duties for the CITY that would otherwise be performed by a CITY employee holding a position specified in the department's conflict of interest code, the CONSULTANT shall be subject to a conflict of interest code requiring the completion of one or more statements of economic interests disclosing the CONSULTANT's relevant financial interests.
- 9.3.** If checked, the CONSULTANT shall comply with all of the reporting requirements of the Political Reform Act. Specifically, the CONSULTANT shall file a Fair Political Practices Commission Form 700 (Assuming Office Statement) within thirty (30) calendar days of the CITY's determination that the CONSULTANT is subject to a conflict of interest code. The CONSULTANT shall also file a Form 700 (Annual Statement) on or before April 1 of each year of the AGREEMENT, disclosing any financial interests held during the previous calendar year for which the CONSULTANT was subject to a conflict of interest code.
- 9.4.** CITY represents that pursuant to California Government Code Section 1090 *et seq.*, none of its elected officials, officers, or employees has an interest in this AGREEMENT.

10. DISPOSITION AND OWNERSHIP OF DOCUMENTS.

- 10.1. All documents, data, studies, drawings, maps, models, photographs and reports prepared by CONSULTANT under this AGREEMENT, whether paper or electronic, shall become the property of CITY for use with respect to this PROJECT, and shall be turned over to the CITY upon completion of the PROJECT or any phase thereof, as contemplated by this AGREEMENT.
- 10.2. Contemporaneously with the transfer of documents, the CONSULTANT hereby assigns to the CITY and CONSULTANT thereby expressly waives and disclaims, any copyright in, and the right to reproduce, all written material, drawings, plans, specifications or other work prepared under this AGREEMENT, except upon the CITY's prior authorization regarding reproduction, which authorization shall not be unreasonably withheld. The CONSULTANT shall, upon request of the CITY, execute any further document(s) necessary to further effectuate this waiver and disclaimer.

11. INSURANCE

- 11.1. CONSULTANT shall procure and maintain for the duration of the AGREEMENT insurance against claims for injuries to persons or damages to property which may arise from or in connection with the performance of the work hereunder and the results of that work by the CONSULTANT, their agents, representatives, employees or subcontractors. Insurance shall be placed with insurers with a current A.M. Best's rating of no less than "A" and "VII" unless otherwise approved in writing by the CITY's Risk Manager.
- 11.2. CONSULTANT's liabilities, including but not limited to CONSULTANT's indemnity obligations, under this AGREEMENT, shall not be deemed limited in any way to the insurance coverage required herein. All policies of insurance required hereunder must provide that the CITY is entitled to thirty (30) days prior written notice of cancellation or non-renewal of the policy or policies, or ten (10) days prior written notice for cancellation due to non-payment of premium. Maintenance of specified insurance coverage is a material element of this AGREEMENT.
- 11.3. **Types and Amounts Required.** CONSULTANT shall maintain, at minimum, the following insurance coverage for the duration of this AGREEMENT:
 - 11.3.1. **Commercial General Liability (CGL).** If checked the CONSULTANT shall maintain CGL Insurance written on an ISO Occurrence form or equivalent providing coverage at least as broad as CG 00 01 which shall cover liability arising from any and all personal injury or property damage, including ongoing and completed operations, in the amount no less than \$2,000,000.00 per occurrence and subject to an annual aggregate of \$4,000,000.00. If limits apply separately to this project (CG 25 03 or 25 04) the general aggregate limit shall not apply. There shall be no endorsement or modification of the CGL limiting the scope of coverage for either insured vs. insured claims or contractual liability. All defense costs shall be outside the limits of the policy. If the CONSULTANT or subcontractor maintains higher limits than the limits shown above, the CITY shall be entitled to coverage for the higher limits maintained by the CONSULTANT and their subcontractor. Any available insurance proceeds in excess of the specified minimum limits of insurance and coverage shall be available to the CITY. Any excess or umbrella policies being used to meet the required limits of insurance will be evaluated separately and must meet the same qualifications as the CONSULTANT's primary policy.
 - 11.3.2. **Commercial Automobile Liability.** If checked the CONSULTANT shall maintain Commercial Automobile Liability Insurance for all of the CONSULTANT's automobiles including owned, hired and non-owned automobiles, automobile insurance written on an ISO form CA 00 01 12 90 or a later version of this form or an equivalent form providing coverage at least as broad for bodily injury and property damage for a combined single limit no less than \$1,000,000.00 per occurrence. Insurance certificate shall reflect coverage for any automobile (any auto).

- 11.3.3.** **Workers' Compensation.** If checked the CONSULTANT shall maintain Worker's Compensation insurance for all of the CONSULTANT's employees who are subject to this AGREEMENT and to the extent required by applicable state or federal law, a Workers' Compensation policy providing at minimum \$1,000,000.00 employers' liability coverage. The CONSULTANT shall provide an endorsement that the insurer waives the right of subrogation against the CITY and its respective elected officials, officers, employees, agents and representatives.
- 11.3.4.** **Professional Liability.** If checked the CONSULTANT shall also maintain Professional Liability (errors and omissions) coverage with a limit no less than \$1,000,000 per claim and \$2,000,000 annual aggregate. The CONSULTANT shall ensure both that (1) the policy retroactive date is on or before the date of commencement of the Scope of Services; and (2) the policy will be maintained in force for a period of three years after substantial completion of the Scope of Services or termination of this AGREEMENT whichever occurs last. The CONSULTANT agrees that for the time period defined above, there will be no changes or endorsements to the policy that increase the CITY's exposure to loss. All defense costs shall be outside the limits of the policy. If CONSULTANT maintains higher limits than the limits shown above, the CITY shall be entitled to coverage for the higher limits maintained by the CONSULTANT. Any available proceeds in excess of the specified minimum limits of insurance and coverage shall be available to the CITY.
- 11.3.5.** **Cyber Liability.** If checked the CONSULTANT shall also maintain Cyber Liability coverage on an occurrence basis with a limit of \$2,000,000 per occurrence or claim and \$2,000,000 annual aggregate. Coverage shall be sufficiently broad to respond to the duties and obligations as are undertaken by CONSULTANT in this AGREEMENT and shall include claims involving infringement of intellectual property, infringement of copyright, trademark, trade dress, invasion of privacy violations, information theft, damage to or destruction of electronic information, release of private information, alteration of electronic information, extortion and network security. The policy shall provide coverage for breach response costs as well as regulatory fines and penalties as well as credit monitoring expenses with limits sufficient to respond to such obligations. All defense costs shall be outside the limits of the policy.
- 11.4. Self-Insured Retentions.** Any self-insured retentions are the responsibility of the CONSULTANT and must be declared to and approved by the CITY. At the option of the CITY, either (1) the insurer shall reduce or eliminate such self-insured retentions as respects the CITY, its officers, officials, employees and volunteers, or (2) the CONSULTANT shall provide a financial guarantee satisfactory to the CITY guaranteeing payment of losses and related investigations, claim administration, and defense expenses.
- 11.5. Additional Required Provisions.** The commercial general liability, including any excess or umbrella policies being used to meet the required limits of insurance, and automobile liability policies shall contain, or be endorsed to contain, the following provisions:
- 11.5.1.** The CITY, its officers, officials, employees, and representatives shall be named as additional insureds with respect to liability arising out of work or operations performed by or on behalf of the CONSULTANT including materials, parts, or equipment furnished in connection with such work or operations. The CITY's additional insured status must be reflected on additional insured endorsement form (20 10 1185 or 20 10 1001 and 20 37 1001) which shall be submitted to the CITY.

11.5.2. The policies are primary and non-contributory to any insurance that may be carried by the CITY, as reflected in an endorsement at least as broad as CG 20 01 04 13 which shall be submitted to the CITY. Any insurance or self-insurance maintained by the CITY, its officers, officials, employees, or representatives shall be excess of the CONSULTANT's insurance and shall not contribute with it.

11.6. Verification of Coverage. CONSULTANT shall furnish the CITY with original certificates and amendatory endorsements effecting coverage required by this Section 11, as well as a complete, certified copy of any general liability policy being used to meet the required limits of insurance, which shall include the declaration pages, a schedule of forms listing all policy endorsements, and all policy forms. The endorsements should be on forms approved by the CITY or on other than the CITY's forms provided those endorsements conform to CITY requirements. All certificates and endorsements are to be received and approved by the CITY before work commences. However, failure to obtain the required documents prior to the work beginning shall not waive the Contractor's obligation to provide them. The CITY reserves the right to require complete, certified copies of all required insurance policies, including endorsements affecting the coverage required by these specifications at any time.

11.7. Special Risks or Circumstances. CITY reserves the right to modify these requirements, including limits, based on the nature of risk, prior experience, insurer, coverage, or other special circumstances.

12. INDEMNIFICATION.

CONSULTANT agrees to indemnify, defend (with counsel acceptable to CITY), and hold harmless the CITY, and its officers, officials, agents and employees from any and all claims, demands, costs or liabilities that arise out of, or pertain to, or relate to the negligence, recklessness, or willful misconduct of CONSULTANT, its employees, agents, and subcontractors in the performance of or failure to perform services or obligations under this AGREEMENT. CONSULTANT's duty to indemnify under this section shall not include liability for damages for death or bodily injury to persons, injury to property, or other loss, damage or expense arising from the sole negligence or willful misconduct by the CITY or its elected officials, officers, agents, and employees. CONSULTANT's indemnification obligations shall not be limited by the insurance provisions of this AGREEMENT. The PARTIES expressly agree that any payment, attorney's fees, costs or expense CITY incurs or makes to or on behalf of an injured employee under the CITY's self-administered workers' compensation is included as a loss, expense, or cost for the purposes of this section, and that this section will survive the expiration or early termination of this AGREEMENT.

13. SUBCONTRACTORS.

13.1. The CONSULTANT's hiring or retaining of third parties (i.e. subcontractors) to perform services related to the PROJECT is subject to prior written approval by the CITY.

13.2. All contracts entered into between the CONSULTANT and its subcontractor shall also provide that each subcontractor shall obtain insurance policies which shall be kept in full force and effect during any and all work on this PROJECT and for the duration of this AGREEMENT. The CONSULTANT shall require the subcontractor to obtain, all policies described in Section 11 in the amounts required by the CITY, which shall not be greater than the amounts required of the CONSULTANT.

13.3. In any dispute between the CONSULTANT and its subcontractor, the CITY shall not be made a party to any judicial or administrative proceeding to resolve the dispute. The CONSULTANT agrees to defend and indemnify the CITY as described in Section 12 of this AGREEMENT should the CITY be made a party to any judicial or administrative proceeding to resolve any such dispute.

14. NON-DISCRIMINATION.

CONSULTANT shall not discriminate against any employee or applicant for employment because of sex, race, color, age, religion, ancestry, national origin, military or veteran status, disability, medical condition, genetic information, gender expression, marital status, or sexual orientation. CONSULTANT shall take affirmative action to insure that applicants are employed and that employees are treated during employment without regard to their sex, race, color, age, religion, ancestry, national origin, military or veteran status, disability, medical condition, genetic information, gender expression, marital status, or sexual orientation and shall make reasonable accommodation to qualified individuals with disabilities or medical conditions. Such action shall include, but not be limited to the following: employment, upgrading, demotion, transfer, recruitment, or recruitment advertising, layoff or termination, rates of pay or other forms of compensation, and selection for training, including apprenticeship. CONSULTANT agrees to post in conspicuous places available to employees and applicants for employment any notices provided by CITY setting forth the provisions of this non-discrimination clause.

15. NOTICES.

All communications to either party by the other party shall be delivered to the persons listed below. Any such written communications by mail shall be conclusively deemed to have been received by the addressee five (5) calendar days after the deposit thereof in the United States mail, postage prepaid and properly addressed as noted below.

Ryan Smith,
Finance Director, City Treasurer
City of Solana Beach
635 S. Highway 101
Solana Beach, CA 92075

Joeseph R. D'Onofrio, FSA
Bartel Associates, LLC
411 Borel Ave, Suite 620
San Mateo, CA 94402

16. ASSIGNABILITY.

This AGREEMENT and any portion thereof shall not be assigned or transferred, nor shall any of the CONSULTANT's duties be delegated or sub-contracted, without the express written consent of the CITY.

17. RESPONSIBILITY FOR EQUIPMENT.

CITY shall not be responsible nor held liable for any damage to persons or property consequent upon the use, misuse, or failure of any equipment used by CONSULTANT or any of CONSULTANT's employees or subcontractors, even if such equipment has been furnished, rented, or loaned to CONSULTANT by CITY. The acceptance or use of any such equipment by CONSULTANT, CONSULTANT's employees, or subcontractors shall be construed to mean that CONSULTANT accepts full responsibility for and agrees to exonerate, defend, indemnify and hold harmless CITY from and against any and all claims for any damage whatsoever resulting from the use, misuse, or failure of such equipment.

18. CALIFORNIA LAW; VENUE.

This AGREEMENT shall be construed and interpreted according to the laws of the State of California. Any action brought to enforce or interpret any portion of this AGREEMENT shall be brought in the county of San Diego, California. CONSULTANT hereby waives any and all rights it might have pursuant to California Code of Civil Procedure Section 394.

19. COMPLIANCE WITH LAWS.

The Consultant shall comply with all laws, ordinances, regulations, and policies of the federal, state, and local governments applicable to this AGREEMENT whether now in force or subsequently enacted. This includes maintaining a City of Solana Beach Business Certificate.

20. ENTIRE AGREEMENT.

This AGREEMENT sets forth the entire understanding of the PARTIES with respect to the subject matters herein. There are no other understandings, terms or other agreements expressed or implied, oral or written, except as set forth herein. No change, alteration, or modification of the terms or conditions of this AGREEMENT, and no verbal understanding of the PARTIES, their officers, agents, or employees shall be valid unless agreed to in writing by both PARTIES.

21. NO WAIVER.

No failure of either the City or the Consultant to insist upon the strict performance by the other of any covenant, term or condition of this AGREEMENT, nor any failure to exercise any right or remedy consequent upon a breach of any covenant, term, or condition of this AGREEMENT shall constitute a waiver of any such breach of such covenant, term or condition.

22. SEVERABILITY.

The unenforceability, invalidity, or illegality of any provision of this AGREEMENT shall not render any other provision unenforceable, invalid, or illegal.

23. DRAFTING AMBIGUITIES.

The PARTIES agree that they are aware that they have the right to be advised by counsel with respect to the negotiations, terms and conditions of this AGREEMENT, and the decision of whether or not to seek advice of counsel with respect to this AGREEMENT is a decision which is the sole responsibility of each Party. This AGREEMENT shall not be construed in favor of or against either Party by reason of the extent to which each Party participated in the drafting of the AGREEMENT.

24. CONFLICTS BETWEEN TERMS.

If an apparent conflict or inconsistency exists between the main body of this AGREEMENT and the Exhibits, the main body of this AGREEMENT shall control. If a conflict exists between an applicable federal, state, or local law, rule, regulation, order, or code and this AGREEMENT, the law, rule, regulation, order, or code shall control. Varying degrees of stringency among the main body of this AGREEMENT, the Exhibits, and laws, rules, regulations, orders, or codes are not deemed conflicts, and the most stringent requirement shall control. Each Party shall notify the other immediately upon the identification of any apparent conflict or inconsistency concerning this AGREEMENT.

25. EXHIBITS INCORPORATED.

All Exhibits referenced in this AGREEMENT are incorporated into the AGREEMENT by this reference.

26. SIGNING AUTHORITY.

- 26.1.** The representative for each Party signing on behalf of a corporation, partnership, joint venture, association, or governmental entity hereby declares that authority has been obtained to sign on behalf of the corporation, partnership, joint venture, association, or entity and agrees to hold the other Party or PARTIES hereto harmless if it is later determined that such authority does not exist.
- 26.2.** If checked, a proper notary acknowledgement of execution by CONSULTANT must be attached.

IN WITNESS WHEREOF, the PARTIES hereto have executed this AGREEMENT the day and year first hereinabove written.

CITY OF SOLANA BEACH, a municipal corporation

Bartel Associates, a Limited Liability Company

By:

By:

City Manager, Gregory Wade

Signature

Print Name and Title

ATTEST:

City Clerk, Angela Ivey

APPROVED AS TO CONTENT:

Ryan Smith, Finance Director/City Treasurer

APPROVED AS TO FORM:

City Attorney, Johanna N. Canlas

March 25, 2021

Ryan Smith
Finance Director/City Treasurer
City of Solana Beach
635 S. Highway 101
Solana Beach, CA 92075

Re: June 30, 2021 OPEB Actuarial Valuation Proposal and Data Request

Dear Mr. Smith:

This letter summarizes the project scope and our estimated fees for a June 30, 2021 actuarial valuation and related GASBS 75 accounting information for the City's retiree healthcare plan.

Actuarial Valuation

The last actuarial valuation as of June 30, 2019 provided the funded status as of June 30, 2019, Actuarially Determined Contributions (ADCs) for the fiscal years ending June 30, 2021 and June 30, 2022, was used as the basis for the City's GASBS 74/75 financial reporting for the fiscal year ending June 30, 2020, and will be used for the City's GASBS 74/75 financial reporting for the fiscal year ending June 30, 2021.

The next actuarial valuation as of June 30, 2021 will provide the funded status as of June 30, 2021, ADCs for the fiscal years ending June 30, 2023 and June 30, 2024, and will be used as the basis for the City's GASBS 74/75 financial reporting for the fiscal years ending June 30, 2022 and June 30, 2023.

Accounting Standards

GASBS 74 provides accounting standards for governmental OPEB plans. GASBS 75 provides OPEB accounting standards for governmental employers. Actuarial valuations must be done at least biennially. GASBS 75 information can be determined as of a measurement date no earlier than the prior fiscal year-end and can be based on a roll-forward of the results of an actuarial valuation performed no earlier than 30 months prior to the fiscal year-end. (The City currently uses the financial statement date as the GASBS 75 measurement date.) Note, however, that actuarial valuations may need to be done more frequently when there are significant changes to participants, plan provisions, healthcare plan providers, actuarial assumptions, funding policy, investment policy, or OPEB trust.

Estimated Fees

Our estimated fees for the June 30, 2021 actuarial valuation, including one meeting with staff to review the valuation results, and GASBS 74/75 accounting information reports for the fiscal years ending June 30, 2022 and June 30, 2023 are:¹

¹ Our estimated not-to-exceed fee of \$6,000 for the GASBS 74/75 accounting information report for the fiscal year ending June 30, 2021 was included in our April 16, 2019 proposal letter for the June 30, 2019 actuarial valuation. This should be included with the above estimated fees if not budgeted with the June 30, 2019 valuation.



<u>Project</u>	<u>Valuation Date</u>	<u>Fiscal Year-End</u>	<u>Estimated Fee</u>	<u>Not-to-Exceed Fee</u>
Actuarial Valuation and Staff Meeting	6/30/21		\$15,000	\$17,000
GASBS 75 Accounting Information Report		6/30/22	4,500	5,500
GASBS 75 Accounting Information Report		6/30/23	<u>4,500</u>	<u>5,500</u>
Total (Two Fiscal Years)			24,000	28,000

Actuarial valuations are done biennially while GASBS 75 accounting information reports are prepared for each fiscal year. The June 30, 2021 actuarial valuation would typically be done during 2021/22 and the GASBS 75 reports soon after the fiscal year-ends.

Fees might be higher if the project scope changes or the City needs additional work. You should consider increasing your budget with us if you expect to need other projects or conversations with us during the next several years. Charges for additional work will be billed separately based on the time needed and our billing rates.

Please note below what will be included in the actuarial valuation and GASBS 74/75 accounting information reports and what will require an additional fee. If the City needs a fixed fee in its agreement or purchase order with us, it should include our not-to-exceed fee. We will not bill more than this amount without prior discussion except as indicated in this proposal. We will invoice the City monthly based on time incurred, subject to the above maximum fees.

Please review the following questions before the City drafts an agreement or purchase order with our firm, if needed, and before you ask us to begin work:

- Have there been any changes to OPEB plan provisions since the last actuarial valuation as of June 30, 2019?
- Have there been any changes to the City’s healthcare plan providers since the last actuarial valuation as of June 30, 2019?
- Have there been any changes to the funding policy, investment policy, or OPEB trust since the last actuarial valuation as of June 30, 2019 or any such changes anticipated over the next few years?
- Will the City provide the census data, including all the fields requested, in one Excel file and with one record per participant as requested in the data requirements section of this letter?
- How should we invoice the City for additional work requested outside the scope of this proposal, for example, by including an additional discretionary budget in any agreement or purchase order?

We may need to revise our estimated fees based on your answers to the above questions since we have not included time to address them in our fee estimates as they were not known to us as of the date of this proposal letter.

Our fee estimates assume:

- We will bill the City at the following hourly rates:

President	\$370
Vice President	300
Assistant Vice President	270
Associate Actuary	220
Senior Actuarial Analyst	200
Actuarial Analyst	160



- The City has made no changes to its retiree healthcare plan provisions since the last actuarial valuation as of June 30, 2019. (Please review the benefit summary in our June 30, 2019 valuation report and let us know of any changes.)
- Participant census data requested will be provided completely and accurately in an Excel workbook with one record per participant. (That one record should include all fields requested without providing backup information or any linked files.)
- The City has followed and not changed its funding policy since the June 30, 2019 actuarial valuation. (Please review the funding policy as stated in the June 30, 2019 valuation report and let us know of any changes.)
- OPEB obligations for the actuarial valuation will be presented in total and with breakdowns by cash subsidy and implicit subsidy and by Miscellaneous, Fire, and Marine Safety employees and retirees.
- We will include a “gain/loss” analysis showing the reasons for changes in the Actuarial Accrued Liability and funded status since the last valuation.
- We will include a 10-year projection of benefit payments, ADCs, Unfunded Actuarial Accrued Liability, and funded status.
- We will have one meeting with City staff to review the valuation results.
- We will provide GASBS 74/75 accounting information reports for the fiscal years ending June 30, 2022 and June 30, 2023 based on the June 30, 2021 actuarial valuation using the financial statement dates as the GASBS 75 measurement dates.
 - Our GASBS 74/75 estimated fees assume there will be no changes in OPEB plan provisions, healthcare plan providers, funding policy, investment policy, or OPEB trust between the actuarial valuation date and the financial statement dates.
 - GASBS 74/75 information will be presented for the plan as a whole with no breakdowns by benefit or by employee group.
 - Our GASBS 74/75 information reports will include the actuarial information needed by the City and its auditor to assist in preparing the City’s financial statements. Our estimated fees do not include draft OPEB footnotes.
 - Our GASBS 74/75 reports will not contain information about the number of covered employees on measurement dates that are not valuation dates or total covered employee compensation in all years if that information is not provided to us. Our estimated fees do not include an amount for reviewing census data files for fiscal years between valuation dates. If the City would like us to do so, our fees will be higher.
- We will invoice the City monthly based on time incurred, subject to the above “not-to-exceed” fees.

Our estimated fees are based on our expected time for the projects, as defined above, and our hourly rates. We have assumed we will receive census data in the format requested as we cannot estimate in advance any additional time needed to merge or reconcile census data if it is not provided in the requested format.

Our estimated fees may be higher if:

- The City has changed its retiree healthcare plan design since the June 30, 2019 actuarial valuation.
- Participant census data is not complete, accurate, or not provided in an Excel workbook with one record per participant.
- Results are needed separately for additional breakdowns or employee groups.
- Results are needed for alternative actuarial assumptions, funding policies, or plan designs.
- The City makes any healthcare provider, plan provision, funding policy, investment policy, or OPEB trust changes between the actuarial valuation date and the financial statement dates.



- We need to spend additional time providing GASBS 74/75 information if it was not properly presented in prior City's and plan's financial statements.
- The City requests assistance with its OPEB footnotes.
- The City requests additional meetings, such as a planning meeting, a committee meeting, a City Council presentation, or separate meetings to review the accounting results. Our fee for additional meetings will be based on our billing rates, the time needed for the meetings, any additional presentation material, and meeting preparation.
- The City makes changes that will affect the valuation results after the valuation is begun or requests additional work after the valuation is completed, including changing OPEB plan provisions, actuarial assumptions, healthcare plan options, funding policy, investment policy, OPEB trust, or any of the data provided for the valuation.
- Time for consultation and questions after delivering the actuarial valuation report or GASBS 74/75 accounting information reports, as applicable, will be billed as additional time, outside the budget for the projects addressed in this proposal, based on time spent and our hourly billing rates. The City should therefore set up an appropriate budget for any additional anticipated or potential consultation needed.

Data Requirements - 2020/21 Fiscal Year GASBS 74/75 Accounting Information Report²

We will need the following information for the June 30, 2021 GASBS 74/75 accounting information report. The June 30, 2021 GASBS 75 accounting information report will be based on the prior June 30, 2019 valuation and use a June 30, 2021 measurement date. Please provide this information as soon as possible after June 30, 2021:

- Written summary of the City's retiree healthcare plan and other OPEB provisions, including a description of the City's contributions for active and retired employees, if they have changed since the June 30, 2019 actuarial valuation.
- The City's 2020 financial statement if not available on the City's website.
- The OPEB plan's 2020 financial statement if separate from the City's financial statement and if not available on the City's website.
- City's cash subsidy pay-as-you-go cost paid to CalPERS for retiree healthcare for 2020/21 and the amount, if any, reimbursed by the OPEB trust. This is the portion of the premium paid by the City to CalPERS for retirees for 2020/21. Please provide one number for the amount the City will report for 2020/21.
- City's cash subsidy pay-as-you-go cost paid directly to retirees by the City or through a third party administrator for retiree healthcare for 2020/21 and the amount, if any, reimbursed by the OPEB trust. Please provide one number for the amount the City will report for 2020/21.
- PEMHCA administrative fees paid on behalf of retiree premiums for 2020/21, separately from the City's cash subsidy pay-as-you-go retiree healthcare cost, and the amount, if any, reimbursed by the OPEB trust. This is shown on your monthly CalPERS PEMHCA invoices. Do not include PEMHCA administrative fees paid on behalf of active employee premiums. (For example, the City provided \$711 for 2019/20, none of which was reimbursed by the OPEB trust.) Please provide one number for the amount the City will report for 2020.
- City's OPEB trust contributions for 2020/21. Please provide one number for the amount the City will report for 2020/21 adjusted for contributions made to the OPEB trust for the fiscal year after the fiscal

² Our estimated fee for the GASBS 74/75 accounting information report for the fiscal year ending June 30, 2021 was included in our April 16, 2019 proposal letter for the June 30, 2019 actuarial valuation.



year-ends. (For example, the City provided \$198,000 for 2019/20.) The amount provided should agree with the amounts shown on the OPEB trust statement for the 2020/21 fiscal year.

■ Plan asset information:

- PARS and US Bank 2020/21 annual trust statements, including a reconciliation of the market value of assets between June 30, 2020 and June 30, 2021, showing:
 - City trust contributions and dates made.
 - Cash subsidy benefit payments paid by the City and reimbursed by the OPEB trust to the City and dates paid.
 - Implicit subsidy benefit payments reimbursed by the OPEB trust to the City.
 - PEMHCA administrative fees reimbursed by the trust to the City and dates reimbursed.
 - Investment earnings.
 - Investment expenses.
 - Trust administrative expenses.

Explain any differences between what is shown on the PARS trust statement compared to the US Bank trust statement.

- If there are accrued amounts for any of the above items for the fiscal year ending June 30, 2021 paid after the end of the fiscal year that are not shown on the annual trust statements the City wants us to reflect in the June 30, 2021 Fiduciary Net Position, the City should provide those amounts and a reconciliation of the accrued market value of assets from the beginning to the end of the fiscal year including all of the above items separately. The asset value as of the beginning of the fiscal year should be the same as the Fiduciary Net Position reported as of June 30, 2020 in the City's and plan's 2020 financial statement.
 - Asset allocation of June 30, 2021 in broad asset classes (equity, fixed income, cash, etc.).
 - Current investment policy, including target asset allocation, and asset class investment ranges.
 - Any anticipated changes to the current investment policy or OPEB trust.
 - Annual money-weighted rate of return for 2020/21. You can obtain this from PARS.
- Number of covered employees as of the GASBS 75 June 30, 2021 measurement date for the June 30, 2021 fiscal year-end OPEB disclosure broken down by active employees, inactive employees receiving benefit payments (i.e., participating retirees), and inactive employees entitled to but not yet receiving benefit payments (i.e., retirees who waived coverage but can participate in the future). Since we only have this information as of the June 30, 2019 valuation date, you need to determine the number of covered employees as of the June 30, 2021 measurement date internally. (The June 30, 2021 GASBS 74/75 accounting information report had 65 active employees, 47 inactive employees receiving benefit payments, and 11 inactive employees entitled to but not yet receiving benefit payments as of the measurement date of June 30, 2020.)

Our estimated fee for the GASBS 74/75 report does not include time to review data files but only to insert the counts you provide in our report. You might find it helpful to request a June 30, 2021 CalPERS PEMHCA data extract from the my|CalPERS portal to obtain the June 30, 2021 covered employee counts. We can include the June 30, 2021 number of covered employees in our GASBS 74/75 report if provided to us.

- Total covered employee payroll for the 2020/21 fiscal year. GASBS 74/75 define covered employee payroll as “the payroll of employees that are provided with OPEB through the OPEB plan.” The City and its auditor should determine the proper covered employee payroll to report. For example, it might be Medicare taxable payroll for Medicare eligible employees eligible for OPEB during the fiscal year, including OPEB eligible employees who terminated during the year. We can include 2020/21 covered



employee payroll in our GASBS 75 report if provided to us. Please provide one number and not an individual employee listing. (For example, the City provided \$7,506,736 for 2019/20.)

- Do not provide backup information when one number is requested unless the City would like us to review that material, in which case our fees will be higher.

Please provide all of the above information in one transmittal to us. Please make a copy of this GASBS 74/75 data request, check off each item provided, and include a copy of that checklist with your GASBS 74/75 data transmittal.

Data Requirements - June 30, 2021 Actuarial Valuation

The following additional data is needed for the June 30, 2021 actuarial valuation and can be provided after June 30, 2021 and after you provide the June 30, 2021 GASBS 74/75 requested information:

- Written summary of the City's retiree healthcare plan and other OPEB provisions, including a description of the City's contributions for active and retired employees, if they have changed since the June 30, 2019 actuarial valuation. (Please review the benefit summary in our June 30, 2019 valuation report and let us know of any changes, including any changes to the fixed dollar amounts.)
- Copies of the most recent MOUs for bargained employee groups, if any, and agreements for unrepresented groups if not available on the City's website.
- Any anticipated changes to OPEB plan provisions.
- City's active employee healthcare costs for 2020/21 and an estimate of the City's active employee healthcare costs for 2021/22, if available.
- The City's most current CalPERS PEMHCA resolutions for retiree healthcare benefits. (We have PEMHCA resolutions 87-54, 2000-74, 2006-161, and 2006-162.)
- The City's CalPERS health premium invoices, including listings of the City's contributions for each active employee and retiree, for June 2021 (dated May 2021) and August 2021 (dated July 2021) when available.
- Any anticipated changes to the current investment policy or OPEB trust.
- City contributions budgeted to be made to the OPEB trust for years after 2020/21, if any, that the City would like us to include in our 10-year projections and the expected City funding policy for later years. Otherwise, we will use the City's last known funding policy (including anticipated changes provided by the City) and our valuation results for the 10-year projections.
- Active and retired participant data as of the June 30, 2021 valuation date in an Excel workbook format. (*Note this is a "snapshot" date, so the census data file should not include any employee hires, terminations, or retirements after June 30, 2021.*) Active and retired participant information can be provided on separate worksheets. Provide only one record for the employee, retiree, or survivor and include any requested spouse or dependent information on that single record. Do not provide separate records for spouses or dependents. (*See the section below regarding obtaining a CalPERS PEMHCA data extract. We recommend you start with a CalPERS data extract when assembling the requested census data as it should make the census data collection process easier for you and you are likely to receive fewer questions from us after we review the data provided. CalPERS PEMHCA data extracts include retirees who waived coverage and therefore do not participate in the City's healthcare plans, information which might not be readily available to the City.*)
 - Active Employee Data - name, birth date, hire date, gender, total CalPERS service with the City, total CalPERS service including CalPERS service at other agencies and reciprocal employment, healthcare plan and region, single/2-party/family coverage, CalPERS pension plan category (Miscellaneous, Fire, and Marine Safety), CalPERS pension plan tier (e.g., 2.5%@55, 2%@60, 2%@62, 2%@50, 3%@50, 2.7%@57, etc.), bargaining or employee group (including City Council



members, if eligible), classification (full-time, part-time, temporary, seasonal, etc.), OPEB eligibility, and 2020/21 PERSable compensation.

- For any part-time, temporary, and seasonal employees, indicate if they are currently eligible for OPEB at retirement, and if not, indicate if they might likely be in a classification eligible for OPEB at retirement.
- Include active employees who waived healthcare coverage.
- Retiree Data - name, employee number (not Social Security number), birth date, hire date, gender, retirement type (service retirement, disability retirement, surviving spouse), retirement date, healthcare plan and region, single/2-party/family coverage, spouse's birth date (if available), CalPERS pension plan category (Miscellaneous, Fire, and Marine Safety), bargaining or employee group (including City Council members, if eligible), and portion of the monthly premium paid by the City for June 2021 (including amounts paid to CalPERS and amounts paid directly to the retiree by the City or third party administrators separately), and portion of the monthly premium paid by the retiree for June 2021. (The portion of the premium paid by the City and the portion paid by the retiree should equal the premium.) Include any retirees or surviving spouses of retirees who waived coverage.

For PEMHCA, retirees are employees who retired directly from the City and became CalPERS annuitants within 120 days of termination of employment. This includes retirees who waived healthcare coverage at retirement since they can later elect to be covered. It does not include CalPERS retirees who formerly worked for the City but did not retire directly under CalPERS from the City.

- CalPERS PEMHCA Data Extract - Please request and send us a June 30, 2021 CalPERS PEMHCA Data Extract from the my|CalPERS portal. This data file will contain much of the above information. If you use the CalPERS PEMHCA data extract to provide the requested participation information above, add the following information to the data extract:
 - 2020/21 PERSable compensation to each active record.
 - CalPERS pension plan tier (e.g., 2.5%@55, 2%@60, 2%@62, 2%@50, 3%@50, 2.7%@57, etc.) to each active record.
 - Classification (full-time, part-time, temporary, seasonal, etc.) to each active record. For any part-time, temporary, and seasonal employees, indicate if they are currently eligible for OPEB, and if not, indicate if they might likely be in a classification eligible for OPEB at retirement.
 - Bargaining unit or employee group (including City Council members, if eligible) to each active and retiree record.
 - Any monthly employer contribution in excess of that reported by CalPERS for June 2021 to each retiree record, including amounts paid directly to the retiree by the City or third party administrators.
 - Monthly employer payment to any retiree record that shows the retiree waived PEMHCA coverage (“not enrolled”) if the City provides a payment to such retirees.
 - Include healthcare plan and coverage election information for recent hires before June 30, 2021 if their records show they waived PEMHCA coverage (“not enrolled”) if their elections were processed soon after June 30, 2021. (Otherwise, we would include such employees with employees who waived healthcare coverage in our June 30, 2021 valuation.)

Review the CalPERS OPEB Census Information Report available on the CalPERS’ website that describes the data elements and the limitations of the data provided. Note that CalPERS recommends you review the data extract since it is unaudited.



Ryan Smith
March 25, 2021
Page 8

We do not audit the employee data provided but we can compare it to the employee data provided for the prior June 30, 2019 actuarial valuation if you provide the same employee numbers for both the June 30, 2019 and June 30, 2021 valuation data sets. This will allow us to reconcile the two data sets, identify issues, and ask questions that can result in better employee data for the June 30, 2021 actuarial valuation. If you provide different employee numbers, we cannot properly compare the two valuations' data sets.

Please indicate additions or changes to the original data extract, for example, by color. Please send us both the original data extracts provided by CalPERS and the files with your changes.

Please do not send any employee census data other than that requested. Do not send us any worksheets for the sources of the information provided.

In order to maintain confidentiality, please do not provide Social Security numbers with any of the information provided.

Please make a copy of this valuation data request, check off each item provided, and include a copy of that checklist with your valuation data transmittal.

Our estimated fees assume the City will merge and reconcile all census data files and provide one file with one complete record for each eligible employee and retiree in an Excel workbook. If the City needs our help to merge and reconcile data, our fees will be higher. If the City needs to make changes to the census data file provided following our review, our fees will be higher to reflect any additional review required.

We may need additional information depending on our review of the information provided and the City's retiree healthcare plan design.

Timing

We can usually provide the GASBS 74/75 accounting information reports within two weeks after we have received all GASBS 74/75 requested information. Normally, we will need 6 to 8 weeks to complete the actuarial valuation after we receive all the requested information and the City replies to any questions we may have after our review of the information provided. The City should therefore provide the requested data early enough so we can complete the valuation in time to meet any needs the City may have for the valuation results.

We look forward to continue working with you and the City. Please call me at 650-377-1610 with any questions.

Sincerely,

A handwritten signature in black ink, appearing to read 'Joseph R. D'Onofrio'.

Joseph R. D'Onofrio, FSA
Assistant Vice President

O:\Clients\City of Solana Beach\Proposals\2021\BA SolanaBeachCi 21-03-25 OPEB 21-06-30 valuation proposal letter.docx



STAFF REPORT

CITY OF SOLANA BEACH

TO: Honorable Mayor and City Councilmembers
FROM: Gregory Wade, City Manager
MEETING DATE: September 22, 2021
ORIGINATING DEPT: City Manager's Department
SUBJECT: **Introduction (1st Reading) of Ordinance No. 518 Adopting Additions to and Amending Title 15 of the Solana Beach Municipal Code to Adopt Amendments to the 2019 California Building Code and California Green Building Code to Implement Solar Energy, Building Decarbonization and Electric Vehicle Infrastructure Requirements**

BACKGROUND:

State law establishes a process that allows local adoption of energy standards that are more stringent than the statewide standards permitted by Title 24 of the California Code of Regulations (CCR), which is commonly referred to as “the Building Code.” These local amendments to energy standards are called “Reach Codes” because they are reaching beyond the minimum requirements with the goal of decreasing greenhouse gas (GHG) emissions.

On June 23, 2021, the City Council (Council) directed Staff to bring forward potential Reach Code recommendations that would apply to new construction and major remodels. Council also directed that the Reach Code recommendations should be specific to the electrification of air heating systems, water heating systems and clothing dryers; the requirement to install photovoltaic systems on new commercial construction; and the addition of Electric Vehicle (EV) infrastructure during new construction.

On August 25, 2021, Council discussed Reach Code recommendations brought forth by Staff in coordination with two representatives of the Building Decarbonization Coalition. Based on the Council discussion, the recommendations have been refined into a draft Ordinance (Attachment 1) for Council consideration. In addition to the measures discussed at the August meeting, Staff recommends that Council consider an additional Reach Code requirement to include pre-wiring a structure for future battery storage.

CITY COUNCIL ACTION:

This recommendation stems from a new plan recently presented by the Department of Energy at the Federal level to decarbonize the grid, including the greater use of batteries to store solar energy.

The Ordinance establishes definitions for both residential and commercial remodel projects that are extensive enough to be classified as “new construction.” Any remodeling project classified as “new construction” would be subject to the applicable Reach Code requirements if they are adopted.

This item is before the City Council to consider introducing Ordinance 518 amending Title 15 of the Solana Beach Municipal Code (SBMC) to adopt amendments to the 2019 California Building Code and California Green Building Code to implement Solar Energy, Building Decarbonization and Electric Vehicle Infrastructure requirements.

DISCUSSION:

The State set ambitious renewable energy targets for new construction to achieve zero-net-energy (ZNE). One of the State’s policy mechanisms is to include energy efficiency and renewable energy requirements in the Energy Code, which is part of the State Building Code and must be adopted and enforced by local agencies every three years.

While the requirements of the 2019 version of the Energy Code (effective on January 1, 2020) move in the direction of ZNE performance, there are opportunities to achieve greater energy savings and accelerate decarbonization by improving energy efficiency and renewable standards. Such opportunities can be incorporated into the Building Code following the Reach Code adoption process.

Higher energy standards are critical to decarbonization. High-efficiency equipment and design will lower energy requirements and reduce demand for fossil fuels and on-site renewables. Likewise, all-electric buildings are one of the key strategies to decarbonizing the State’s building stock. The State’s electric system is rapidly becoming cleaner, driven by escalating renewable portfolio standards and cleaner product offerings by the utilities and community choice aggregators (CCAs). And while it is theoretically possible to power buildings with renewable natural gas, there currently is no plan for large-scale conversion to renewable natural gas.

Energy Code Amendments – Chapter 15.22 of SBMC

The proposed Ordinance for Council consideration includes Reach Code provisions that would amend the energy requirements in the City’s local Building Code as follows:

- All newly constructed commercial properties must install a 5kW or greater photovoltaic (PV) system.
- In new residential and commercial construction, all space conditioning, water heating and clothes dryer systems will be electric only.

Photovoltaics on Commercial Construction

The current Building Code already requires PV systems on new low-rise residential buildings including single-family homes, low-rise multifamily buildings (defined as three stories or less) and detached Accessory Dwelling Units (ADUs). The purpose of the nonresidential solar PV provision in the proposed Ordinance is to increase the amount of locally generated renewable energy by addressing construction in the commercial sector as well. This is accomplished through the inclusion of cost-effective solar PV systems in new construction and would apply to all new nonresidential, high-rise multifamily residential, and hotel/motel buildings.

- **Cost implications:** Solar photovoltaic systems on new commercial construction are cost effective across modeled non-residential scenarios including retail buildings, office buildings and hotel buildings. Scale of solar requirements depends on electrification requirements. The more systems that are electrified, the more cost-effective solar becomes.
- **Greenhouse gas impacts:** The amount of GHG savings varies by the size of the characteristics of the building and the size of the solar system.

Electric only space conditioning, water heating and clothes dryer systems

Advances in electric heat pumps and other electrical equipment are yielding much higher overall efficiencies as compared to their natural gas counterparts. Electric heat pumps, unlike traditional electric resistance heaters, do not generate heat, but concentrate and transfer it for end uses such as space conditioning and water heating. This process uses less primary energy and emits much less carbon, particularly when it is powered by renewable energy.

All-electric buildings are often cheaper to build due to the elimination of installing expensive gas plumbing to the building. The California Codes and Standards website includes reports that suggest if one invests the savings from the gas infrastructure in additional PV capacity to offset more of the electricity load, in many cases the building is cost-effective for the owner and society from day one, meaning the building is both less expensive to build and cheaper to operate. But by allowing for the use of gas cooking appliances in the proposed Ordinance before Council, the choice whether to incur extra costs to install gas lines for cooking purposes only or not will shift to the builder and/or property owner.

- **Cost implications:** Based on studies conducted by the statewide Codes and Standards Team, electrifying the above listed building systems and appliances is cost-effective. The largest cost savings opportunity identified in the study was that of avoided gas infrastructure. Cost savings would be less if gas infrastructure is still installed to accommodate cooking and grills.
- **Greenhouse gas impacts:** According to the 2018 RMI report, The Economics of Electrifying Buildings, 87% of building end use emissions come from space

and water heating. Please note: this number does not account for the methane leakage from gas infrastructure.

Green Building Code Amendments – Chapter 15.23 of the SBMC

If a City creates a local amendment to the State Green Building Code, this action does not require California Energy Commission (CEC) approval. The proposed Ordinance for Council consideration includes Reach Code provisions that would amend the Green Building Code, therefore, they do not require CEC approval. These provisions are as follows:

- All new residential and non-residential construction must install sufficient electrical capacity for future electrification of all non-electric appliances.
- All new residential and non-residential construction must install EV infrastructure in accordance with the provisions outlined below.
- All new residential and non-residential construction must be pre-wired for battery storage that would accommodate backup loads for a minimum of 5 kWh. As noted above and as further discussed below, this is an additional requirement currently recommended for Council consideration.

Pre-wired battery storage

Many forms of renewable energy are not dispatchable, that is, they cannot be ramped up to match demand on a real-time basis. However, energy storage and load shifting technologies, combined with dynamic electricity pricing structures are helping overcome these limitations. Batteries, smart buildings and financial incentives enable alignment of the consumer demand and supply from intermittent renewable sources such as solar and wind.

As a new recommendation for Council's consideration, the proposed Ordinance would not require the installation of batteries but would require electrical capacity and wiring to be installed so that owners can add battery storage at any time without having to incur significant conversion costs at the time of installation.

- **Cost implications:** This measure does have a relatively small upfront cost implication and potentially significant future retrofit cost avoidance. No energy savings comes directly from this measure so there are no operational cost impacts.
- **Greenhouse gas impacts:** There are no direct greenhouse gas emission reductions associated with this measure.

Electric ready buildings

The all-electric readiness requirements are designed to enable buildings initially equipped with natural gas appliances to be replaced with electric appliances at a later

time without having to make electrical capacity upgrades or make other changes to the building. The all-electric readiness requirements are based on findings that all-electric buildings cause fewer GHG emissions. There are no cost-effectiveness findings for these provisions since, by themselves, they do not reduce energy. Including these is prudent as they are relatively inexpensive at the time of initial construction while enabling buildings to avoid much higher conversion costs in the future. All-electric readiness requirements are expected to be part of the adopted 2022 Building Code.

- **Cost implications:** This measure does have a relatively small upfront cost implication and potentially significant future retrofit cost avoidance. No energy savings comes directly from this measure so there are no operational cost impacts.
- **Greenhouse gas impacts:** There are no direct greenhouse gas emission reductions associated with this measure.

EV Infrastructure requirements

The intent of this provision is in line with the City's Climate Action Plan (CAP) Measure T-1: Increase EV and alternative fuel vehicles (AFV's) vehicle miles traveled (VMT) to 30 percent of total VMT. Increasing EV infrastructure in the City directly supports this measure.

There are three levels of EV infrastructure requirements referred to in the Building Code:

1. EV-Capable: Install electrical panel capacity with a dedicated branch circuit and a continuous raceway/conduit from the panel to the future EV parking spot.
2. EVSE-Ready: Install electrical panel capacity, raceway/conduit and wiring to terminate in a junction box or 240-volt charging outlet such that Electrical Vehicle Charging Equipment (EVSE) can be directly plugged into it without additional work
3. EVSE-Charging Station Installed: Install a minimum number of Level 2 EV charging stations.

The proposed Ordinance includes the following EV infrastructure requirements for new construction:

- Single Family Residential: designated EVSE-Ready parking space pre-wired and ready for 240V (level 2) EVSE installation. Exception: no charger required for an ADU with no parking space.
- Multifamily Residential and Hotels: At least 25% of parking spaces will be equipped with functional 240V (level 2) EVSE. Regardless of the number of parking spaces at least 1 EVSE is required. Raceways and electric panel

capacity shall be provided to make 100% of the remaining parking spaces EVSE-Capable.

- **All Other Non-Residential:** At least 20% of parking spaces will be equipped with functional 240V (level 2) EVSE. Regardless of the number of parking spaces at least 1 EVSE is required. Raceways and electric panel capacity shall be provided to make an additional 15% of parking spaces EVSE-Capable.
 - **Cost implications:** Initial costs vary based on the selected technology, location and whether or not the parking infrastructure is new or existing. However, installing all of the panels and underground work at the time of initial construction is the least expensive option compared to future retrofit costs.
 - **Greenhouse gas impacts:** On a per parking space basis, as part of the 2019 CALGreen EV code development, the California Air Resources Board estimated between 8 and 17 metric tons in avoided greenhouse gas emissions annually per EV ready multifamily space in 2025.

Substantial Remodels

Because Solana Beach is a relatively built-out community, much of the construction activity in the City consists of remodels to existing homes and buildings rather than entirely new construction. Remodels can vary in scope and degree from minor alterations to significant construction work such that many jurisdictions in California categorize and/or explicitly define as “substantial remodels.” If a construction project reaches the threshold of a “substantial remodel,” then certain California Building Code requirements would apply to the project including applicable Reach Codes as well as the current California Building Code requirement to install photovoltaic (PV) systems on new single-family and low-rise multi-family residential construction.

There are various ways in which a “substantial remodel” can be defined. Some jurisdictions rely on valuations of a certain dollar amount, or on the square footage of a structure being altered, or upon both measures. By selecting a more expansive definition, jurisdictions have greater opportunity to apply an adopted reach code thereby lowering GHG emissions since they can require more households to install photovoltaic systems and/or other electrification requirements. However, if the definition is too broad, then remodeling costs and requirements could become too burdensome to homeowners who might otherwise consider a home improvement project.

Staff proposes the following definitions and any projects that meet these thresholds would have to comply with the requirements in Ordinance 518 if adopted.

- Any **commercial** remodel project that has a permit valuation of \$750,000 or more, or that alters or adds more than 50% of the existing square footage of the property will be defined as “new construction.”

- Any **residential** remodel project that has a permit valuation of \$150,000 or more and that alters or adds more than 50% of the existing square footage of the property will be defined as “new construction.”

Next Steps

If approved by City Council, Staff will submit the Ordinance and cost-effectiveness studies to the CEC to be filed with the California Building Standards Commission (CBSC) prior to implementation, as required by Public Resources Code Section 25402.1(h)2.

CEQA COMPLIANCE STATEMENT:

The proposed Ordinance is exempt from the provisions of the California Environmental Quality Act (“CEQA”) pursuant to Sections 15307 and 15308 of the CEQA Guidelines (14 CCR 15307 and 15308) because it is an activity undertaken to assure the maintenance, restoration, enhancement and protection of the environment and pursuant to Section 15061(b)(3) because there is no possibility that the activity in question may have a significant effect on the environment.

FISCAL IMPACT:

The Reach Code amendments parallel the structure and terms of the State Building Code and as such, any incremental plan check and inspection time should be minimal. The provisions will require plan checkers and inspectors to develop and apply additional checklists but are not expected to require significant additional Staff time. Any incremental costs of administering these requirements will be covered through existing permit fees.

WORK PLAN:

This item is included in the Environmental Sustainability section of the FY 2021/2022 Work Plan.

OPTIONS:

- Introduce Ordinance 518 amending Title 15 of the Solana Beach Municipal Code to adopt amendments to the 2019 California Building Code and California Green Building Code to implement Solar Energy, Building Decarbonization and Electric Vehicle Infrastructure requirements for new construction.
- Do not introduce Ordinance 518 and provide direction.

DEPARTMENT RECOMMENDATION:

Staff recommends the City Council consider the introduction of Ordinance 518 amending Title 15 of the Solana Beach Municipal Code to adopt amendments to the

2019 California Building Code and California Green Building Code to implement Solar Energy, Building Decarbonization and Electric Vehicle Infrastructure requirements for new construction.

CITY MANAGER'S RECOMMENDATION:

Approve Department Recommendation.



Gregory Wade, City Manager

Attachments:

1. Ordinance 518

ORDINANCE NO. 518

AN ORDINANCE OF THE CITY COUNCIL OF SOLANA BEACH, ADOPTING ADDITIONS TO CHAPTER 15.22 (ENERGY CODE) AND CHAPTER 15.23 (GREEN BUILDING CODE) OF TITLE 15 (BUILDING AND CONSTRUCTION) OF THE SOLANA BEACH MUNICIPAL CODE TO ADOPT THE 2019 CALIFORNIA BUILDING CODE AND CALIFORNIA GREEN BUILDING CODE WITH CERTAIN AMENDMENTS, ADDITIONS, AND DELETIONS RELATED TO CLIMATE ACTION THROUGH ENERGY EFFICIENCY, SOLAR ENERGY, BUILDING ELECTRIFICATION, AND ELECTRIC VEHICLE INFRASTRUCTURE

WHEREAS, consensus exists among the world’s leading climate scientists that climate change caused by greenhouse gas (GHG) emissions from human activities is among the most significant problems facing the world today; and

WHEREAS, the City of Solana Beach declared a Climate Emergency in 2020; and

WHEREAS, the City of Solana Beach adopted a Climate Action Plan (CAP) that directs the City in reducing approximately 70,000 metric tons of GHG emissions annually by the year 2035 to meet reduction goals consistent with California’s GHG targets; and

WHEREAS, measures in the CAP aim to curb the use of fossil fuels, a primary contributor to GHG emissions, in buildings and transportation; and

WHEREAS, reach codes that extend beyond the California building code are being adopted by cities state-wide to accelerate GHG reductions from new construction by limiting the use of natural gas, increasing local solar production, and installing electric vehicle (EV) infrastructure to charge a greater number of EV’s beyond state code requirements; and

WHEREAS, forty-nine cities and counties in California have passed ordinances restricting or disincentivizing the use of natural gas in residential, commercial and multi-family buildings; and

WHEREAS, cost effectiveness is demonstrated by the statewide studies (included by reference) “2019 Costeffectiveness Study: Low-Rise Residential New Construction”, prepared by Frontier Energy, Inc. and Misti Bruceri & Associates, LLC, dated July 17, 2019, and “2019 Nonresidential New Construction Reach Code Cost Effectiveness Study”, prepared by TRC and EnergySoft, dated July 15, 2019; and

WHEREAS, the assumptions for climate zones, building types, cost effectiveness, and the provisions of the model reach code are applicable to the City of Solana Beach; and

WHEREAS, the City of Solana Beach wishes to adopt the reach code ordinance to enhance building electrification, on-site solar electricity generation, and EV infrastructure within the City as part of Title 15 of the Municipal Code.

NOW THEREFORE, the City Council of the City of Solana Beach, California, does ordain as follows:

SECTION ONE. FINDINGS.

The City Council finds and determines the foregoing recitals are true and correct and are hereby incorporated herein as findings and determinations of the City Council. The recitals constitute findings in this matter and, together with the staff report, other written reports, public testimony and other information contained in the record, are an adequate and appropriate evidentiary basis for the actions taken in this Ordinance.

SECTION TWO. ENVIRONMENTAL REVIEW.

This Ordinance is exempt from the provisions of the California Environmental Quality Act ("CEQA") pursuant to Sections 15307 and 15308 of the CEQA Guidelines (14 CCR 15307 and 15308) because it is an activity undertaken to assure the maintenance, restoration, enhancement and protection of the environment and pursuant to Section 15061(b)(3) because there is no possibility that the activity in question may have a significant effect on the environment.

SECTION THREE. ADDITION OF SECTIONS 15.22.020 THROUGH 15.22.050 AND 15.23.020 THROUGH 15.23.060 TO THE SOLANA BEACH MUNICIPAL CODE.

Sections 15.22.020 through 15.22.050 and 15.23.020 through 15.23.060 of the Solana Beach Municipal Code are hereby added to amend the 2019 California Building Code, California Code of Regulations, Title 24, Part 6 and Part 11 and shall read as follows:

15.22.020 Applicability

- A. The requirements of this Chapter shall apply at the time of building permit application for all newly constructed buildings, as defined in Section 15.22.030.

- B. The requirements of this Chapter shall not apply to the use of portable propane appliances for use outside of the building envelope, such as outdoor cooking and outdoor heating appliances.

15.22.030 Definitions

For purposes of this Chapter and Chapter 15.23, the following definitions shall apply:

“Mixed-Fuel building” means a building that is plumbed for the use of natural gas or propane as fuel for any systems.

“Newly Constructed” (or “New Construction”) means a building that is new, previously unoccupied or substantially changed as defined herein. For the purpose of enforcing the amendments to the California Energy Code and California Building Code, any work, addition to, remodel, repair, renovation, or alteration of any building(s) or structure(s) may be defined as “New Construction” when:

- Any Non-Residential or mixed use remodel project has a permit valuation of \$750,000 or more, or that alters or adds more than 50% of the existing square footage, or
- Any residential remodel project has a permit valuation of \$150,000 or more and that alters or adds more than 50% of the existing square footage of the property.

“Non-Residential” means buildings with the following occupancies: nonresidential, residential of 4 or more stories, hotels and motels.

15.22.040 Non-Residential Photovoltaic System Required

A. All Newly Constructed Non-Residential buildings shall be required to install a minimum 5 kilowatt direct current (kWdc) on-site photovoltaic system, except as provided in 15.22.040(B) or (C) below.

B. The building official may waive or reduce, by the maximum extent necessary, the provisions of this section 15.22.040(A) above if the official determines that there are sufficient practical challenges to make satisfaction of the requirements infeasible. Practical challenges may be a result of the building site location, limited rooftop availability, or shading from nearby structures, topography or vegetation. The applicant is responsible for demonstrating requirement infeasibility when applying for an exemption.

C. The building official may waive or reduce, by the maximum extent necessary, the provisions of this section 15.22.040(A) above if the official determines that the building has satisfied the purpose and intent of this provision through the use of

alternate on-site zero carbon, renewable generation systems such as wind energy systems.

15.22.050 Required Electric End Uses

- A. All Newly Constructed buildings shall use electricity as the source of energy for its space heating, water heating (including pools and spas), and clothes drying appliances, except as provided in 15.22.050(B) below.
- B. Solar thermal pool and spa heating are exempt from section 15.22.050(A) above.

15.23.020 Applicability

- A. The requirements of this Chapter shall apply at the time of building permit application for all Newly Constructed buildings, as defined in Section 15.22.030.
- B. The requirements of this Chapter shall not apply to the use of portable propane appliances for use outside of the building envelope, such as outdoor cooking and outdoor heating appliances.

15.23.030 Definitions

For purposes of this Chapter, the following definitions shall apply:

“EV Capable” means a parking space linked to a listed electrical panel with sufficient capacity to provide at least 220/240 volts and 40 amperes to the parking space. Raceways must be at least 1” in diameter and may be sized for multiple circuits as allowed by the California Electrical Code. The panel circuit directory shall identify the overcurrent protective device space(s) reserved for EV charging as “EV CAPABLE.” Construction documents shall indicate future completion of raceway from the panel to the parking space, via the installed raceways.

“Level 2 EV Ready Space” means a parking space served by a complete electric circuit with 208/240 volt, 40-ampere capacity including electrical panel capacity, overprotection device, a minimum 1” diameter raceway that may include multiple circuits as allowed by the California Electrical Code, wiring, and either a) a receptacle labeled “Electric Vehicle Outlet” with at least a ½” font adjacent to the parking space, or b) electric vehicle supply equipment (EVSE) with a minimum capacity of 30 amperes.

“Electric Vehicle Charging Station” or “EVSE” means a parking space (or spaces in the event of multiple spaces for which a single charging station with a dedicated charging

port for each space) that includes installation of electric vehicle supply equipment (EVSE) with a minimum capacity of 30 amperes connected to a circuit serving a Level 2 EV Ready Space. EVSE installation may be used to satisfy a Level 2 EV Ready Space requirement.

“**Mixed-Fuel building**” has the same meaning as in Section 15.22.030.

“**Newly Constructed**” or “**New Construction**” has the same meaning as in Section 15.22.030.

“**Low-Rise Residential**” means all single family residential and low-rise multifamily buildings of 3 stories or fewer.

15.23.040 Electric-Readiness

A. In Newly Constructed Mixed-Fuel buildings, where natural gas- or propane-plumbed systems and appliances are installed, raceways and electrical capacity shall be installed for future electrification of each system or appliances. Electric ready measures include panel capacity and raceways (or conductors) from the electrical panel(s) to the location of each gas outlet sufficiently sized to meet future electric power requirements at the time of construction so that wall penetrations and demolition work is avoided at or minimized when the systems and appliances are converted to electric-powered systems. Specific appliances shall be made electric-ready as follows:

- 1) Combined Cooktop and Oven or Stand Alone Cooktop. Buildings plumbed for natural gas or propane equipment shall include the following components for each gas terminal or stub out:
 - a) A dedicated 240 volt, 40 amp or greater circuit and 50 amp or greater electrical receptacle located within 3 feet of the equipment and accessible with no obstructions;
 - b) The electrical receptacle shall be labeled with the words “For Future Electric Range” and be electrically isolated; and
 - c) A double pole circuit breaker in the electrical panel labeled with the words “For Future Electric Range”.
- 2) Stand Alone Cooking Oven. Buildings plumbed for natural gas or propane equipment shall include the following components for each gas terminal or stub out:
 - a) A dedicated 240 volt, 20 amp or greater receptacle within 3 feet of the appliance and accessible with no obstructions;
 - b) The electrical receptacle shall be labeled with the words “For Future Electric Oven” and be electrically isolated; and

- c) A double pole circuit breaker in the electrical panel labeled with the words “For Future Electric Oven”.

3) Service Capacity

- a) All newly installed electrical panels and subpanels serving common loads in a Mixed-Fuel Building shall have both space for overcurrent protective devices as well as bus bars of adequate capacity to meet all of the building’s potential future electrical requirements as specified in Sections 220.50.1 and 220.50.2.
- b) All newly installed raceways in a Mixed-Fuel Building between the main electric panel and any subpanels, and the point at which the conductors serving the building connect to the common conductors of the utility distribution system, shall be sized for conductors adequate to serve all of the building’s potential future electrical requirements as specified in Sections 220.50.1 and 220.50.2.
- c) The service capacity requirements of this section shall be determined in accordance with Section 220.50.4.

4) Conductor, Raceway and Subpanel Sizing.

- a) Raceway and subpanel capacity shall be sized to be large enough to meet the requirements at the service voltage.
- b) The electrical capacity requirements may be adjusted for demand factors in accordance with the California Electric Code, Title 24, Part 3, Article 220.
- c) For purposes of gas pipe equivalence, gas pipe capacity shall be determined in accordance with the California Plumbing Code, Title 24, Part 5, Section 1208.4.

B. If the design includes bus bar capacity, raceway or conductor capacity, and space necessary for the installation of electrical equipment that can serve the intended function of the gas equipment, as calculated and documented by a licensed design professional associated with the project, it shall be exempt from the requirements of Section 15.23.040(A)(3).

15.23.050 Energy Storage Pre-Wiring

All Low-Rise Residential buildings as defined in Section 15.23.030 of this code shall be prewired for the installation of battery storage. The pre-wiring shall be in accordance with California Building, Residential, and Electrical Codes and be adequately sized by a licensed professional to accommodate the backup loads installed in the critical load panel with a minimum of 5 kwh.

15.23.060 Electric Vehicle Charging

A. California Green Building Code, Title 24, Part 11, Residential Mandatory Measures, Section 4.106.4 is amended as follows (~~strikeouts~~ indicated deletions and underscores indicate additions):

4.106.4.1 New one and two-family dwellings and townhouses with attached private garages. For each dwelling unit with one parking space, install one Level 2 EV Ready Space. For each dwelling unit with two or more parking spaces, install at least one Level 2 EV Ready Space and one EV Capable Space.

4.106.4.1.1 Identification. ~~The service panel or subpanel circuit directory shall identify the overcurrent protective device space (s) reserved for future EV charging as “Level 2 EV CAPABLE.” The raceway termination location shall be permanently and visibly marked as “EV CAPABLE” “EV READY” or “EV CAPABLE”, as the case may be.~~

4.106.4.2 New multifamily dwellings. If residential parking is available, ~~ten (10)~~ twenty five (25) percent of the total number of parking spaces on a building site, provided for all types of parking facilities, shall have an EVSE installed with the remaining 75% of parking facilities being ~~be~~ electric vehicle charging spaces (EV capable spaces) capable of supporting future EVSE. Calculations for the required number of EV spaces shall be rounded up to the nearest whole number.

4.106.4.3 New hotels and motels. All newly constructed hotels and motels shall provide EV spaces capable of supporting future installation of EVSE. The construction documents shall identify the location of the EV spaces. Additionally, at least 25 percent of the total number of parking spaces provided for all types of parking facilities, but in no case less than one, shall be equipped with functional 240V (Level 2) electric vehicle service equipment.

4.106.4.3.1 Number of required EV spaces. ~~The number of required EV spaces shall be based on the total number of parking spaces provided for all types of parking facilities in accordance with Table 4.106.4.3.1. Calculations for the required number of EV spaces shall be rounded up to the nearest whole number.~~

B. California Green Building Code, Title 24, Part 11, Nonresidential Mandatory Measures, Section 5.106.5.3.3 is amended as follows:

5.106.5.3.3 EV charging space calculation. Where parking is included in the project scope, at least twenty (20) percent of the total number of parking spaces on a building site, provided for all types of parking facilities, shall have an EVSE installed with an additional fifteen (15) percent parking facilities being electric vehicle charging spaces (EV capable spaces) capable of supporting future EVSE. Calculations for the required number of EV spaces shall be rounded up to the nearest whole number. [N] Table 5.106.5.3.3

~~shall be used to determine if single or multiple charging space requirements apply for the future installation of EVSE.~~

SECTION FOUR. SEVERABILITY.

If any section, subsection, paragraph, sentence, clause, phrase or term (each a "Provision") in this Ordinance, or any Provision's application to any person or circumstance, is held illegal, invalid or unconstitutional by a court of competent jurisdiction, all other Provisions not held illegal, invalid or unconstitutional, or such Provision's application to other persons or circumstances, shall not be affected. The City Council declares that it would have passed this Ordinance, and each Provision therein, whether any one or more Provisions be declared illegal, invalid or unconstitutional.

SECTION FIVE. PUBLICATION AND EFFECTIVE DATE. Within fifteen (15) days after its adoption, the City Clerk of the City of Solana Beach shall cause this Ordinance to be published pursuant to the provisions of Government Code Section 36933. This Ordinance shall become effective 30 days after its adoption and shall be in full force and effect following approval by the California Energy Commission pursuant to applicable law.

INTRODUCED AND FIRST READ at a regular meeting of the City Council of the City of Solana Beach, California held on the 22nd day of September 2021, and thereafter,

PASSED, APPROVED AND ADOPTED at a regular meeting of the City Council of the City of Solana Beach, California, on the ____ day of _____ 2021, by the following vote:

- AYES: Councilmembers –
- NOES: Councilmembers –
- ABSTAIN: Councilmembers –
- ABSENT: Councilmembers –

LESA HEEBNER, Mayor

APPROVED AS TO FORM:

ATTEST:

JOHANNA N. CANLAS, City Attorney

ANGELA IVEY, City Clerk



STAFF REPORT CITY OF SOLANA BEACH

TO: Honorable Mayor and City Councilmembers
FROM: Gregory Wade, City Manager
MEETING DATE: September 22, 2021
ORIGINATING DEPT: Finance
SUBJECT: **Quarterly PARS Investment Report**

BACKGROUND:

On October 14, 2015, the City Council (Council) adopted Resolution 2015-107 establishing a Section 115 irrevocable benefit trust (Trust) with the Public Agency Retirement Services (PARS) to fund the City of Solana Beach's (City) unfunded pension and Other Post Employment Benefit (OPEB) liabilities.

This item is before Council to receive a presentation and to accept and file the PARS Investment Reports for the quarter and year ended June 30, 2021.

DISCUSSION:

The City has funded the Trust by using a portion of the projected General Fund budget surplus available at the end of each fiscal year. To date, the following are the contribution amounts and interest earned on the contributions through June 30, 2021:

PARS Plan from Establishment to June 30, 2021			
Plan Type	Contributions	Interest Earned	Total Investment Balance
OPEB	\$ 963,581	\$ 295,300	\$ 1,258,881
Pension	2,428,051	826,008	3,254,059
Total	\$ 3,391,632	\$ 1,121,308	\$ 4,512,940

CITY COUNCIL ACTION:

Staff from PARS and Highmark Capital, the manager of the City's PARS Trust Fund, will be at the meeting on September 22nd to provide an overview of the performance of the City's Section 115 OPEB and Pension Rate Stabilization Trust Fund.

CEQA COMPLIANCE STATEMENT:

Not a project as defined by CEQA

FISCAL IMPACT:

N/A

WORK PLAN:

This item is consistent with Fiscal Sustainability Strategic Priority, Items C and D of the FY 2021-22 Workplan by addressing the City's CalPERS future liabilities and OPEB future liabilities.

OPTIONS:


- Receive reports
- Provide direction

DEPARTMENT RECOMMENDATION:

Staff recommends that the City Council accept and file the attached PARS Investment Report for the quarter and year ended June 30, 2021.

CITY MANAGER'S RECOMMENDATION:

Approve Department Recommendation



Gregory Wade, City Manager

Attachments:

1. PARS Investment Reports- June 30, 2021

CITY OF SOLANA BEACH
PARS Post-Employment Benefits Trust

Account Report for the Period
6/1/2021 to 6/30/2021

Gregory Wade
City Manager
City of Solana Beach
635 South Highway 101
Solana Beach, CA 92075

Account Summary

Source	Balance as of 6/1/2021	Contributions	Earnings	Expenses	Distributions	Transfers	Balance as of 6/30/2021
OPEB	\$1,245,301.65	\$0.00	\$14,198.69	\$619.01	\$0.00	\$0.00	\$1,258,881.33
PENSION	\$3,218,956.73	\$0.00	\$36,701.92	\$1,600.04	\$0.00	\$0.00	\$3,254,058.61
Totals	\$4,464,258.38	\$0.00	\$50,900.61	\$2,219.05	\$0.00	\$0.00	\$4,512,939.94

Investment Selection

Source

OPEB	City of Solana Beach
PENSION	City of Solana Beach

Investment Objective

Source

OPEB	Individual account based on Moderate HighMark PLUS. The dual goals of the Moderate Strategy are growth of principal and income. It is expected that dividend and interest income will comprise a significant portion of total return, although growth through capital appreciation is equally important. The portfolio will be allocated between equity and fixed income investments.
PENSION	Individual account based on Moderate HighMark PLUS. The dual goals of the Moderate Strategy are growth of principal and income. It is expected that dividend and interest income will comprise a significant portion of total return, although growth through capital appreciation is equally important. The portfolio will be allocated between equity and fixed income investments.

Investment Return

Source	1-Month	3-Months	1-Year	Annualized Return			Plan's Inception Date
				3-Years	5-Years	10-Years	
OPEB	1.14%	4.82%	21.40%	10.15%	9.30%	-	3/1/2016
PENSION	1.14%	4.82%	21.38%	10.18%	9.34%	-	3/1/2016

Information as provided by US Bank, Trustee for PARS; Not FDIC Insured; No Bank Guarantee; May Lose Value

Past performance does not guarantee future results. Performance returns may not reflect the deduction of applicable fees, which could reduce returns. Information is deemed reliable but may be subject to change.

Investment Return: Annualized rate of return is the return on an investment over a period other than one year multiplied or divided to give a comparable one-year return.

Account balances are inclusive of Trust Administration, Trustee and Investment Management fees

CITY OF SOLANA BEACH
PARS Post-Employment Benefits Trust

Account Report for the Period
7/1/2020 to 6/30/2021

Gregory Wade
City Manager
City of Solana Beach
635 South Highway 101
Solana Beach, CA 92075

Account Summary

Source	Balance as of 7/1/2020	Contributions	Earnings	Expenses	Distributions	Transfers	Balance as of 6/30/2021
OPEB	\$847,218.44	\$204,000.00	\$213,987.19	\$6,324.30	\$0.00	\$0.00	\$1,258,881.33
PENSION	\$2,423,858.56	\$283,926.00	\$563,077.27	\$16,803.22	\$0.00	\$0.00	\$3,254,058.61
Totals	\$3,271,077.00	\$487,926.00	\$777,064.46	\$23,127.52	\$0.00	\$0.00	\$4,512,939.94

Investment Selection

Source

OPEB	City of Solana Beach
PENSION	City of Solana Beach

Investment Objective

Source

OPEB	Individual account based on Moderate HighMark PLUS. The dual goals of the Moderate Strategy are growth of principal and income. It is expected that dividend and interest income will comprise a significant portion of total return, although growth through capital appreciation is equally important. The portfolio will be allocated between equity and fixed income investments.
PENSION	Individual account based on Moderate HighMark PLUS. The dual goals of the Moderate Strategy are growth of principal and income. It is expected that dividend and interest income will comprise a significant portion of total return, although growth through capital appreciation is equally important. The portfolio will be allocated between equity and fixed income investments.

Investment Return

Source	1-Month	3-Months	1-Year	Annualized Return			Plan's Inception Date
				3-Years	5-Years	10-Years	
OPEB	1.14%	4.82%	21.40%	10.15%	9.30%	-	3/1/2016
PENSION	1.14%	4.82%	21.38%	10.18%	9.34%	-	3/1/2016

Information as provided by US Bank, Trustee for PARS; Not FDIC Insured; No Bank Guarantee; May Lose Value

Past performance does not guarantee future results. Performance returns may not reflect the deduction of applicable fees, which could reduce returns. Information is deemed reliable but may be subject to change.

Investment Return: Annualized rate of return is the return on an investment over a period other than one year multiplied or divided to give a comparable one-year return.

Account balances are inclusive of Trust Administration, Trustee and Investment Management fees



STAFF REPORT CITY OF SOLANA BEACH

TO: Honorable Mayor and City Councilmembers
FROM: Gregory Wade, City Manager
MEETING DATE: September 22, 2021
ORIGINATING DEPT: City Manager
SUBJECT: **Supplemental CARES Act Community Development Block Grant Coronavirus (CDBG-CV) Funding for Community Resource Center's Food and Nutrition Program**

BACKGROUND:

The Community Development Block Grant (CDBG) Program provides annual grants on a formula basis to states, cities, and counties to develop viable urban communities by providing decent housing and a suitable living environment, and by expanding economic opportunities primarily for low- and moderate-income persons and families. Supplemental Coronavirus Aid, Relief, and Economic Security (CARES) Act funding was allocated to the CDBG Program (known as CDBG-CV) through the U.S. Department of Housing and Urban Development (HUD) specifically to address funding needs associated with the COVID-19 pandemic. The County of San Diego's Health and Human Services Agency (County) is administering these funds as the grantee for the San Diego Urban County Region. In order to provide fuller local control, the County has distributed all funding proportionately amongst the CDBG cities. The proportion is based on HUD required factors that include population, overcrowding and poverty.

The City has been allocated two apportionments of Supplemental CDBG-CV funding for a total of \$96,665. The first allocation was in the amount of \$26,190 last year, which the City attempted to use to fund three Mobile Food Pantry events. However, the County rejected the City's request for reimbursement of those funds due to a miscommunication regarding the proper documentation required to secure the reimbursement. The County was subsequently awarded approximately \$4.3 million more from HUD for the second round of CDBG-CV funding. The City's CDBG-CV allocation from the second round of funding was \$70,475.

Staff has been researching potential programs to provide its CDBG-CV funding to support those in the community affected by the pandemic. Recently, Staff has been in contact

CITY COUNCIL ACTION:

with the Community Resource Center (CRC) and has identified a potential program for consideration.

This item is before Council to consider allocating Supplemental CARES Act funding to support the CRC's Food and Nutrition Program to Solana Beach residents.

DISCUSSION:

The CRC Food and Nutrition Program (Program) offers those in need a dignified shopping experience where participants can select their own food staples, along with fresh food. Volunteers guide participants through the Food and Nutrition Center (Center) to select food that local grocery stores and community groups have donated to the CRC. The Center is open daily and has a variety of options to assist those in need.

According to the CRC, from July 1, 2020 to June 30, 2021, 24 households in Solana Beach participated and 90 individuals were served. There was a total of 267 visits to the Center from Solana Beach residents, proving that this is a valuable resource for those in need. On average, the cost per individual is approximately \$330, which includes the cost of the food and administering the program. Therefore, the total cost for Solana Beach residents in the past fiscal year was approximately \$29,700. The Supplemental CARES Act funding can be used to reimburse the costs already incurred and/or be utilized on an ongoing basis for the duration of the pandemic.

Staff has been in contact with the CRC and County HCD to determine if this Program would qualify for the Supplemental CARES Act funding. CDBG guidelines require that 51% or more of the program participants to be under the 80% Area Median Income (AMI) for the program to be eligible for reimbursement. According to the CRC, they confirm income status and 100% of program participants are at or below 80% AMI with most participants falling below 30% AMI. In addition, there should be a clear nexus between the program expenditures and preventing, preparing or responding to the Coronavirus pandemic. There is no deadline to submit the application to the County, however there is a HUD deadline to expend 80% of the CDBG-CV funds by August 12, 2023. The remaining 20% must be spent by August 12, 2026.

If Council is supportive of the proposed Program, Staff from both the City and CRC will continue to meet with the County to ensure all necessary steps are taken to ensure reimbursement.

CEQA COMPLIANCE STATEMENT:

This is not a "project" as defined by the California Environmental Quality Act (CEQA) and is exempt pursuant to Section 15061(b)(3) of the State CEQA Guidelines (14 CCR 15061(b)(3) because there is no possibility that the activity in question may have a significant effect on the environment.

FISCAL IMPACT:

There is no impact to the General Fund due to the use of Federal CDBG-CV Funds. Staff will ensure this program is eligible and all documentation approved by the County prior to authorizing the CRC to expend any funds. The City has been allocated CDBG-CV funding of approximately \$96,665, which will be used to support this Program. If the Council authorizes the use of CRC as the third-party administrator, 5% of the available CDBG-CV funds will be used pay for their administrative services.

WORK PLAN:

N/A

OPTIONS:


- Approve Staff recommendation.
- Do not approve Staff recommendation.
- Provide alternative direction.

DEPARTMENT RECOMMENDATION:

Staff recommends that the City Council discuss and provide direction to Staff regarding the potential use of available CDBG-CV funding for the proposed Food and Nutrition Center administered by the Community Resource Center.

CITY MANAGER'S RECOMMENDATION:

Approve Department Recommendation.



Gregory Wade, City Manager



STAFF REPORT

CITY OF SOLANA BEACH

TO: Honorable Mayor and City Councilmembers
FROM: Gregory Wade, City Manager
MEETING DATE: September 22, 2021
ORIGINATING DEPT: City Manager/City Attorney
SUBJECT: **Adopt (2nd Reading) Ordinance 515 -- Amending Section 2.08.040 Regarding Official Bonds and Insurance**

BACKGROUND:

Section 2.08.040 of the Solana Beach Municipal Code (SBMC) currently requires the City Manager to furnish a corporate survey surety bond to be approved by the City Council in such sum as may be determined by the City Council. Government Code Section 36518 requires the City Clerk and City Treasurer to execute a bond in a reasonable amount recommended by the City Attorney and fixed by the City Council, by resolution, and may be changed during their terms of office.

Section 1463 of the Government Code provides in pertinent part as follows:

...a government crime insurance policy or employee dishonesty insurance policy, including faithful performance, may be provided as an alternative to the official bond by any county or city, subject to approval by the presiding judge of the superior court and recording and filing as provided in Sections 1457 to 1460.1, inclusive...

As Sections 1457 to 1460.1 do not require the official bonds of city officers to be approved by the presiding judge of the superior court, recorded or filed, Section 1463 authorizes the City to procure an insurance policy instead of an official bond.

Government Code Section 1463 also provides that “an insurance policy procured pursuant to this section may be used as a master bond as though it were an official bond, subject to approval of the appointing power or legislative body as provided in Section 1481.”

CITY COUNCIL ACTION:

Government Code Section 1481 provides, in part, as follows:

(b) Notwithstanding any other provision of law, when deemed expedient by the legislative body of a local public agency, a master official bond or other form of master bond may be used which shall provide coverage on more than one officer, employee, or agent of the local public agency, whether elected or appointed, who is required by statute, regulation, the appointing power, the governing board of a local public agency, or the board of supervisors of a chartered or general law county to give bond.

On September 8, 2021, the City Council introduced Ordinance 515 (Attachment 1). This item is before the Council to consider the Adoption (2nd Reading) of Ordinance 515 amending the SBMC Section 2.08.040 to allow for an insurance policy as an alternative to an official bond.

DISCUSSION:

The City may use a master bond rather than separate official bonds pursuant to Government Code Section 1481 if the City Council deems it expedient. And the City may procure insurance as an alternative to a master bond pursuant to Government Code Section 1463 subject to approval of the City Council.

Ordinance 515 amends SBMC Section 2.08.040 to allow for an insurance policy as an alternative to an official bond.

CEQA COMPLIANCE STATEMENT:

Not a project as defined by CEQA.

FISCAL IMPACT:

Ordinance 515 would eliminate separate official bond requirements and their premiums and maintain the City's current insurance, which has coverage under the Master Crime Program, similar to a faithful performance bond, including a Government Crime Policy on Discovery Form with the following coverages: Employee Theft including Faithful Performance of Duty (Per Loss Coverage); Forgery or Alteration including Credit, Debit or Charge Card Forgery; Inside the Premises – Theft of Money & Securities; Inside the Premises – Robbery or Safe Burglary of Other Property; Outside the Premises; Computer Fraud; Funds Transfer Fraud; and Money Orders and Counterfeit Paper Currency.

WORK PLAN:

N/A

OPTIONS:

- Approve Staff recommendation.
- Approve Staff recommendation with alternative amendments / modifications.
- Do not approve Staff recommendation.
- Provide alternative direction to Staff.

DEPARTMENT RECOMMENDATION:

Staff recommends that the City Council adopt Ordinance 515 amending Section 2.08.050 of the Solana Beach Municipal Code.

CITY MANAGER'S RECOMMENDATION:

Approve Department Recommendation.



Gregory Wade, City Manager

Attachments:

1. Ordinance 515

ORDINANCE 515

AN ORDINANCE OF THE CITY COUNCIL OF THE CITY OF SOLANA BEACH, CALIFORNIA, AMENDING SECTION 2.08.040 REGARDING OFFICIAL BONDS AND INSURANCE

WHEREAS, Section 2.08.040 of the Solana Beach Municipal Code (SBMC) currently requires the City Manager to furnish corporate survey surety bond to be approved by the City Council in such sum as may be determined by the City Council;

WHEREAS, Government Code Section 36518 requires the City Clerk and City Treasurer to execute a bond in a reasonable amount recommended by the City Attorney and fixed by the City Council, by resolution, and may be changed during their terms of office;

WHEREAS, Section 1463 of the Government Code provides that a government crime insurance policy or employee dishonesty insurance policy, including faithful performance, may be provided as an alternative to the official bond by any city;

WHEREAS, Sections 1457 through 1460.1 of the Government Code do not require the official bonds of city officers to be approved by the presiding judge of the superior court, recorded or filed;

WHEREAS, Government Code Section 1463 also provides that “an insurance policy procured pursuant to this section may be used as a master bond as though it were an official bond, subject to approval of the appointing power or legislative body as provided in Section 1481”; and

WHEREAS, Government Code Section 1481(b) provides that, notwithstanding any other provision of law, when deemed expedient by the legislative body of a local public agency, a master official bond or other form of master bond may be used which shall provide coverage on more than one officer, employee, or agent of the local public agency, whether elected or appointed, who is required by statute, regulation, the appointing power, or the governing board of a local public agency to give bond; and

WHEREAS, using a master official bond that provides coverage for more than one officer or employee of the City and using insurance as an alternative to an official bond is expedient and in the best interests of the public.

NOW, THEREFORE, the City Council of the City of Solana Beach, California, ordains as follows:

SECTION 1. FINDINGS

The City Council finds that:

- A. The facts set forth in the recitals are true and correct and incorporated herein by this reference. The recitals constitute findings in this matter and, together with the staff report, other written reports, public testimony and other information contained in the record, are an adequate and appropriate evidentiary basis for the actions taken in this Ordinance.

SECTION 2. ENVIORNMENTAL REVIEW

This Ordinance is not a project as defined by the California Environmental Quality Act.

SECTION 3. AMENDMENT TO SBMC SECTION 2.08.040

Section 2.08.040 of the Solana Beach Municipal Code is hereby amended as follows (deletions in ~~strikeout~~ and additions in underline):

2.08.040 Bond or Insurance.

A. The city manager shall furnish a corporate survey surety bond to be approved by the city council in such sum as may be determined by the city council, and shall be conditioned upon the faithful performance of the duties imposed upon the city manager and acting city manager as prescribed in this chapter. Any premium for such bond shall be a proper charge against the city.

B. The bond requirement in Section 2.08.040 above and any other official bond required by law may be fulfilled by a master official bond which shall provide coverage on more than one officer, employee, or agent of the city, or, alternatively, with a government crime insurance policy or employee dishonesty insurance policy, including faithful performance, with a coverage limit approved by the city council.

SECTION 4. CONFLICTS WITH PRIOR ORDINANCES

If the provisions in this Ordinance conflict in whole or in part with any other City regulation or ordinance adopted prior to the effective date, the provisions in this Ordinance will control.

SECTION 5. SEVERABILITY

If any section, subsection, paragraph, sentence, clause, phrase or term (each a "Provision") in this Ordinance, or any Provision's application to any person or circumstance, is held illegal, invalid or unconstitutional by a court of competent jurisdiction, all other Provisions not held illegal, invalid or unconstitutional, or such Provision's application to other persons or circumstances, shall not be affected. The City Council declares that it would have passed this Ordinance, and each Provision therein, whether any one or more Provisions be declared illegal, invalid or unconstitutional.

SECTION 6. EFFECTIVE DATE

This Ordinance shall become effective 30 days after its adoption. Within fifteen (15) days after its adoption, the City Clerk of the City of Solana Beach shall cause this Ordinance to be published pursuant to the provisions of Government Code Section 36933.

INTRODUCED AND FIRST READ at a regular meeting of the City Council of the City of Solana Beach, California, on September 8, 2021.

THEREAFTER ADOPTED at a regular meeting of the City Council of the City of Solana Beach, California, on September 22, 2021, by the following vote:

AYES: Councilmembers –
NOES: Councilmembers –
ABSTAIN: Councilmembers –
ABSENT: Councilmembers –

LESA HEEBNER, Mayor

APPROVED AS TO FORM:

ATTEST:

JOHANNA N. CANLAS, City Attorney

ANGELA IVEY, City Clerk